

Windy Hill at Cherrywood - TMC

Wed Jan 31, 2018

Full Length (12AM-12AM (+1))

All Classes (Lights, Articulated Trucks, Buses and Single-Unit Trucks)

All Movements

ID: 488692, Location: 30.031895, -97.838622, Site Code: 3



Provided by: C. J. Hensch & Associates Inc.
5215 Sycamore Ave., Pasadena, TX, 77503, US

| Leg Direction | Windy Hill Rd Westbound | | | | | Cherrywood Northbound | | | | | Windy Hill Rd Eastbound | | | | | |
|---------------------------------------|-------------------------|-------|----|-------|------|-----------------------|-------|------|-------|------|-------------------------|-------|----|-------|------|-------|
| Time | T | L | U | App | Ped* | R | L | U | App | Ped* | R | T | U | App | Ped* | Int |
| 2018-01-31 12:00AM | 24 | 0 | 0 | 24 | 0 | 0 | 3 | 0 | 3 | 0 | 22 | 59 | 0 | 81 | 0 | 108 |
| 1:00AM | 13 | 0 | 0 | 13 | 0 | 0 | 1 | 0 | 1 | 0 | 10 | 29 | 0 | 39 | 0 | 53 |
| 2:00AM | 12 | 0 | 0 | 12 | 0 | 0 | 3 | 0 | 3 | 0 | 4 | 33 | 0 | 37 | 0 | 52 |
| 3:00AM | 35 | 0 | 0 | 35 | 0 | 0 | 6 | 0 | 6 | 0 | 3 | 14 | 0 | 17 | 0 | 58 |
| 4:00AM | 113 | 0 | 0 | 113 | 0 | 1 | 5 | 0 | 6 | 0 | 4 | 23 | 0 | 27 | 0 | 146 |
| 5:00AM | 447 | 2 | 0 | 449 | 0 | 4 | 40 | 1 | 45 | 0 | 17 | 50 | 0 | 67 | 0 | 561 |
| 6:00AM | 841 | 10 | 0 | 851 | 0 | 16 | 41 | 0 | 57 | 0 | 27 | 202 | 0 | 229 | 0 | 1137 |
| 7:00AM | 876 | 36 | 0 | 912 | 0 | 54 | 32 | 0 | 86 | 0 | 48 | 293 | 0 | 341 | 0 | 1339 |
| 8:00AM | 667 | 9 | 0 | 676 | 0 | 7 | 29 | 1 | 37 | 0 | 51 | 293 | 0 | 344 | 0 | 1057 |
| 9:00AM | 422 | 5 | 0 | 427 | 0 | 6 | 35 | 0 | 41 | 0 | 51 | 242 | 0 | 293 | 0 | 761 |
| 10:00AM | 328 | 11 | 0 | 339 | 0 | 6 | 20 | 0 | 26 | 0 | 46 | 276 | 0 | 322 | 0 | 687 |
| 11:00AM | 365 | 12 | 0 | 377 | 0 | 7 | 24 | 0 | 31 | 0 | 57 | 299 | 0 | 356 | 0 | 764 |
| 12:00PM | 362 | 10 | 0 | 372 | 0 | 16 | 22 | 0 | 38 | 0 | 68 | 361 | 0 | 429 | 0 | 839 |
| 1:00PM | 390 | 5 | 0 | 395 | 0 | 13 | 17 | 0 | 30 | 0 | 79 | 374 | 0 | 453 | 0 | 878 |
| 2:00PM | 359 | 12 | 0 | 371 | 0 | 24 | 20 | 0 | 44 | 0 | 81 | 518 | 0 | 599 | 0 | 1014 |
| 3:00PM | 430 | 39 | 0 | 469 | 0 | 17 | 24 | 0 | 41 | 0 | 131 | 577 | 0 | 708 | 0 | 1218 |
| 4:00PM | 470 | 24 | 0 | 494 | 0 | 14 | 23 | 0 | 37 | 0 | 155 | 735 | 0 | 890 | 0 | 1421 |
| 5:00PM | 553 | 35 | 0 | 588 | 0 | 23 | 10 | 0 | 33 | 0 | 274 | 942 | 0 | 1216 | 0 | 1837 |
| 6:00PM | 503 | 30 | 0 | 533 | 0 | 24 | 21 | 0 | 45 | 0 | 227 | 829 | 0 | 1056 | 0 | 1634 |
| 7:00PM | 333 | 23 | 0 | 356 | 0 | 23 | 14 | 0 | 37 | 0 | 134 | 578 | 0 | 712 | 0 | 1105 |
| 8:00PM | 238 | 12 | 0 | 250 | 0 | 9 | 18 | 0 | 27 | 0 | 152 | 556 | 0 | 708 | 0 | 985 |
| 9:00PM | 157 | 20 | 0 | 177 | 0 | 10 | 11 | 0 | 21 | 0 | 100 | 370 | 0 | 470 | 0 | 668 |
| 10:00PM | 89 | 8 | 0 | 97 | 0 | 7 | 8 | 0 | 15 | 0 | 55 | 219 | 0 | 274 | 0 | 386 |
| 11:00PM | 52 | 3 | 0 | 55 | 0 | 1 | 6 | 0 | 7 | 0 | 29 | 138 | 0 | 167 | 0 | 229 |
| Total | 8079 | 306 | 0 | 8385 | 0 | 282 | 433 | 2 | 717 | 0 | 1825 | 8010 | 0 | 9835 | 0 | 18937 |
| % Approach | 96.4% | 3.6% | 0% | - | - | 39.3% | 60.4% | 0.3% | - | - | 18.6% | 81.4% | 0% | - | - | - |
| % Total | 42.7% | 1.6% | 0% | 44.3% | - | 1.5% | 2.3% | 0% | 3.8% | - | 9.6% | 42.3% | 0% | 51.9% | - | - |
| Lights | 7891 | 297 | 0 | 8188 | - | 274 | 429 | 2 | 705 | - | 1804 | 7769 | 0 | 9573 | - | 18466 |
| % Lights | 97.7% | 97.1% | 0% | 97.7% | - | 97.2% | 99.1% | 100% | 98.3% | - | 98.8% | 97.0% | 0% | 97.3% | - | 97.5% |
| Articulated Trucks | 51 | 0 | 0 | 51 | - | 0 | 0 | 0 | 0 | - | 1 | 50 | 0 | 51 | - | 102 |
| % Articulated Trucks | 0.6% | 0% | 0% | 0.6% | - | 0% | 0% | 0% | 0% | - | 0.1% | 0.6% | 0% | 0.5% | - | 0.5% |
| Buses and Single-Unit Trucks | 137 | 9 | 0 | 146 | - | 8 | 4 | 0 | 12 | - | 20 | 191 | 0 | 211 | - | 369 |
| % Buses and Single-Unit Trucks | 1.7% | 2.9% | 0% | 1.7% | - | 2.8% | 0.9% | 0% | 1.7% | - | 1.1% | 2.4% | 0% | 2.1% | - | 1.9% |

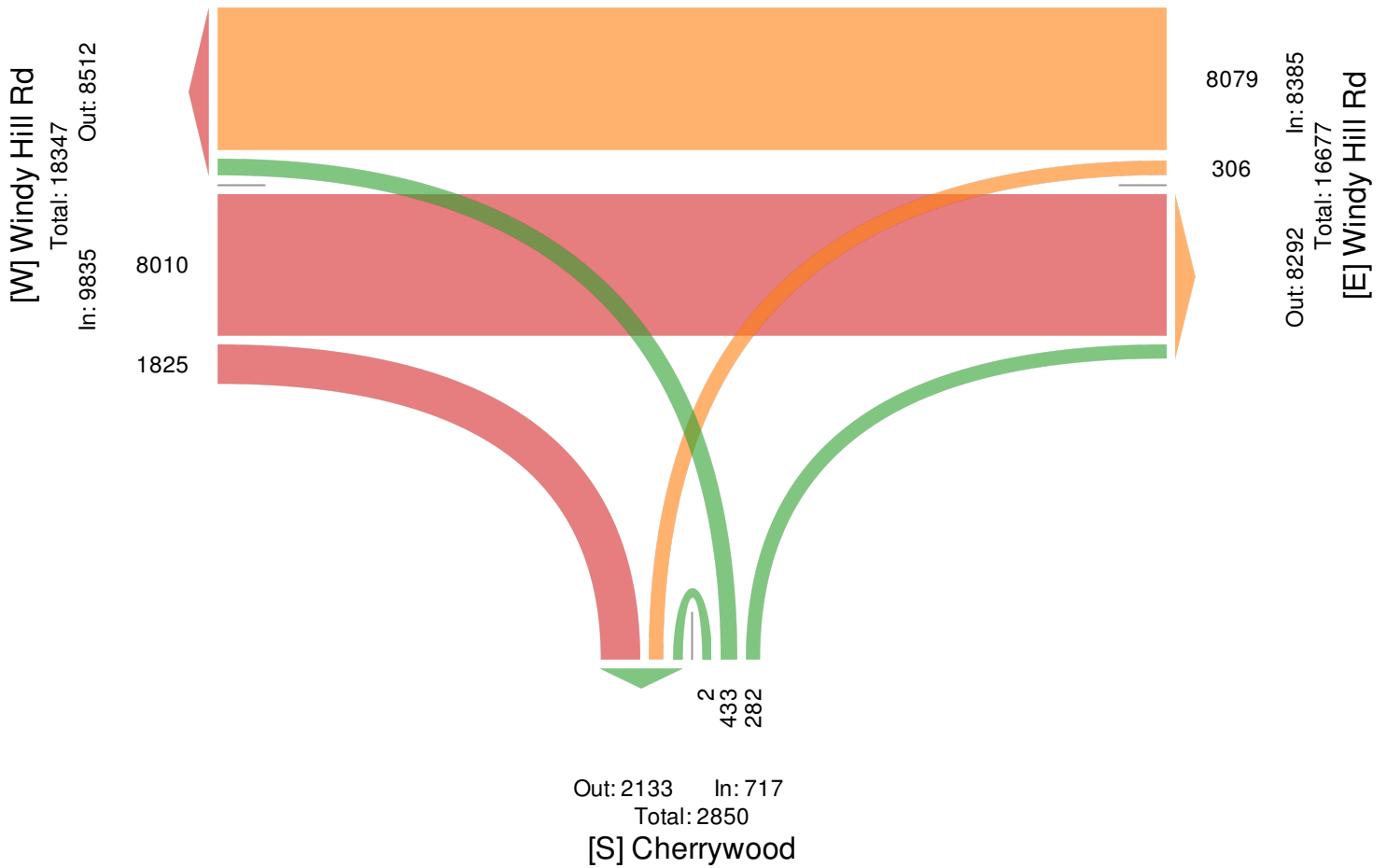
*Pedestrians and Bicycles on Crosswalk. L: Left, R: Right, T: Thru, U: U-Turn

Windy Hill at Cherrywood - TMC

Wed Jan 31, 2018
 Full Length (12AM-12AM (+1))
 All Classes (Lights, Articulated Trucks, Buses and Single-Unit Trucks)
 All Movements
 ID: 488692, Location: 30.031895, -97.838622, Site Code: 3



Provided by: C. J. Hensch & Associates Inc.
 5215 Sycamore Ave., Pasadena, TX, 77503, US



Windy Hill at Cherry wood - TMC

Wed Jan 31, 2018

AM Peak (Jan 31 2018 6:45AM - 7:45AM)

All Classes (Lights, Articulated Trucks, Buses and Single-Unit Trucks)

All Movements

ID: 488692, Location: 30.031895, -97.838622, Site Code: 3



Provided by: C. J. Hensch & Associates Inc.
5215 Sycamore Ave., Pasadena, TX, 77503, US

| Leg Direction | Windy Hill Rd Westbound | | | | | Cherrywood Northbound | | | | | Windy Hill Rd Eastbound | | | | | |
|---------------------------------------|-------------------------|-------|----|-------|------|-----------------------|-------|----|-------|------|-------------------------|-------|----|-------|------|-------|
| Time | T | L | U | App | Ped* | R | L | U | App | Ped* | R | T | U | App | Ped* | Int |
| 2018-01-31 6:45AM | 255 | 7 | 0 | 262 | 0 | 10 | 5 | 0 | 15 | 0 | 2 | 82 | 0 | 84 | 0 | 361 |
| 7:00AM | 197 | 5 | 0 | 202 | 0 | 24 | 14 | 0 | 38 | 0 | 11 | 78 | 0 | 89 | 0 | 329 |
| 7:15AM | 218 | 12 | 0 | 230 | 0 | 23 | 5 | 0 | 28 | 0 | 15 | 76 | 0 | 91 | 0 | 349 |
| 7:30AM | 236 | 15 | 0 | 251 | 0 | 4 | 6 | 0 | 10 | 0 | 12 | 74 | 0 | 86 | 0 | 347 |
| Total | 906 | 39 | 0 | 945 | 0 | 61 | 30 | 0 | 91 | 0 | 40 | 310 | 0 | 350 | 0 | 1386 |
| % Approach | 95.9% | 4.1% | 0% | - | - | 67.0% | 33.0% | 0% | - | - | 11.4% | 88.6% | 0% | - | - | - |
| % Total | 65.4% | 2.8% | 0% | 68.2% | - | 4.4% | 2.2% | 0% | 6.6% | - | 2.9% | 22.4% | 0% | 25.3% | - | - |
| PHF | 0.888 | 0.650 | - | 0.902 | - | 0.635 | 0.536 | - | 0.599 | - | 0.667 | 0.945 | - | 0.962 | - | 0.960 |
| Lights | 896 | 37 | 0 | 933 | - | 58 | 30 | 0 | 88 | - | 38 | 298 | 0 | 336 | - | 1357 |
| % Lights | 98.9% | 94.9% | 0% | 98.7% | - | 95.1% | 100% | 0% | 96.7% | - | 95.0% | 96.1% | 0% | 96.0% | - | 97.9% |
| Articulated Trucks | 4 | 0 | 0 | 4 | - | 0 | 0 | 0 | 0 | - | 0 | 3 | 0 | 3 | - | 7 |
| % Articulated Trucks | 0.4% | 0% | 0% | 0.4% | - | 0% | 0% | 0% | 0% | - | 0% | 1.0% | 0% | 0.9% | - | 0.5% |
| Buses and Single-Unit Trucks | 6 | 2 | 0 | 8 | - | 3 | 0 | 0 | 3 | - | 2 | 9 | 0 | 11 | - | 22 |
| % Buses and Single-Unit Trucks | 0.7% | 5.1% | 0% | 0.8% | - | 4.9% | 0% | 0% | 3.3% | - | 5.0% | 2.9% | 0% | 3.1% | - | 1.6% |

* Pedestrians and Bicycles on Crosswalk. L: Left, R: Right, T: Thru, U: U-Turn

Windy Hill at Cherrywood - TMC

Wed Jan 31, 2018

AM Peak (Jan 31 2018 6:45AM - 7:45AM)

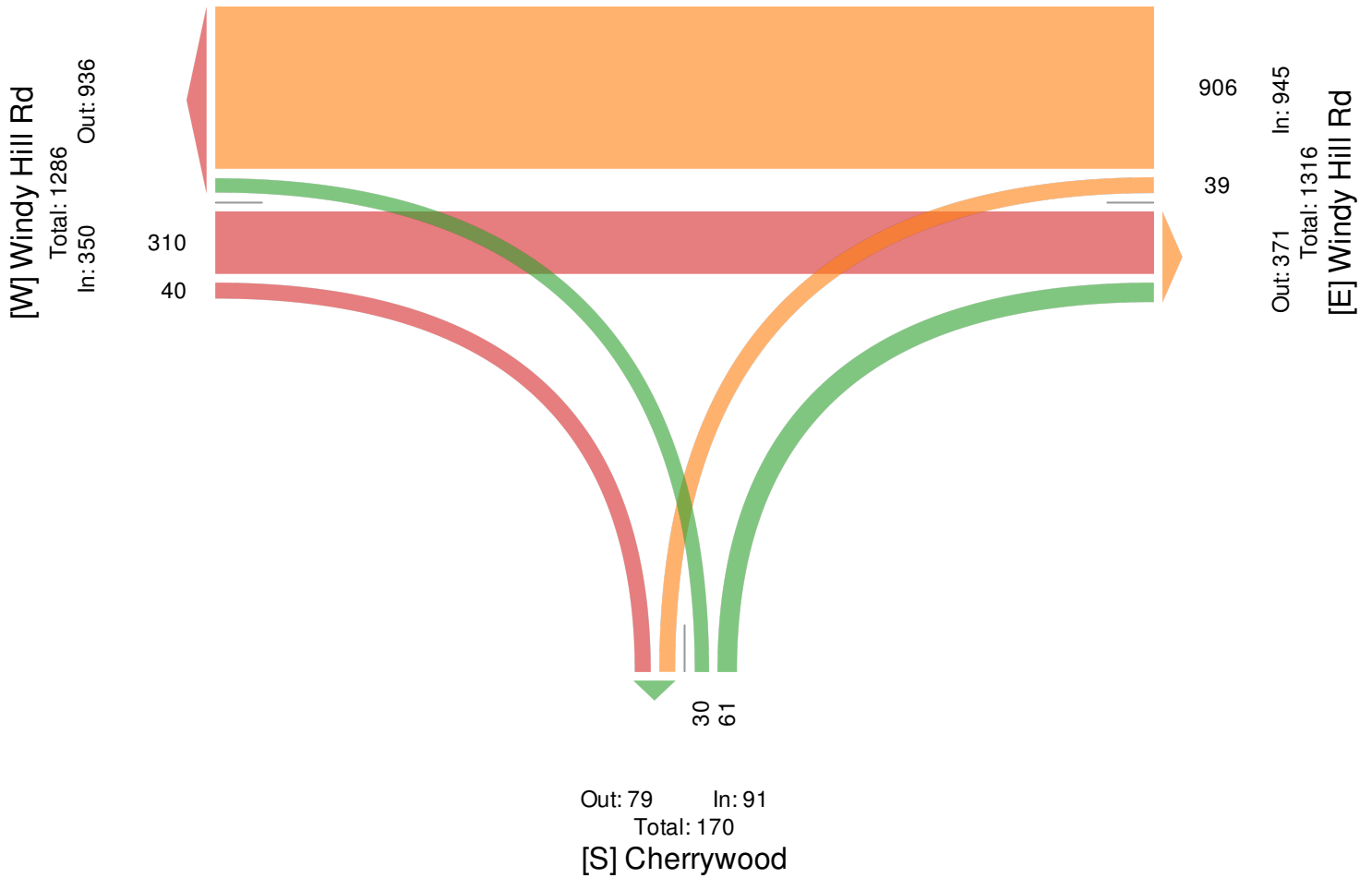
All Classes (Lights, Articulated Trucks, Buses and Single-Unit Trucks)

All Movements

ID: 488692, Location: 30.031895, -97.838622, Site Code: 3



Provided by: C. J. Hensch & Associates Inc.
5215 Sycamore Ave., Pasadena, TX, 77503, US



Windy Hill at Cherrywood - TMC

Wed Jan 31, 2018

Midday Peak (Jan 31 2018 1:45PM - 2:45PM)

All Classes (Lights, Articulated Trucks, Buses and Single-Unit Trucks)

All Movements

ID: 488692, Location: 30.031895, -97.838622, Site Code: 3



Provided by: C. J. Hensch & Associates Inc.
5215 Sycamore Ave., Pasadena, TX, 77503, US

| Leg Direction | Windy Hill Rd Westbound | | | | | Cherrywood Northbound | | | | | Windy Hill Rd Eastbound | | | | | |
|---------------------------------------|-------------------------|-------|----|-------|------|-----------------------|-------|----|-------|------|-------------------------|-------|----|-------|------|-------|
| Time | T | L | U | App | Ped* | R | L | U | App | Ped* | R | T | U | App | Ped* | Int |
| 2018-01-31 1:45PM | 103 | 0 | 0 | 103 | 0 | 5 | 5 | 0 | 10 | 0 | 22 | 79 | 0 | 101 | 0 | 214 |
| 2:00PM | 93 | 5 | 0 | 98 | 0 | 1 | 3 | 0 | 4 | 0 | 18 | 121 | 0 | 139 | 0 | 241 |
| 2:15PM | 70 | 2 | 0 | 72 | 0 | 5 | 5 | 0 | 10 | 0 | 16 | 136 | 0 | 152 | 0 | 234 |
| 2:30PM | 108 | 1 | 0 | 109 | 0 | 6 | 8 | 0 | 14 | 0 | 16 | 124 | 0 | 140 | 0 | 263 |
| Total | 374 | 8 | 0 | 382 | 0 | 17 | 21 | 0 | 38 | 0 | 72 | 460 | 0 | 532 | 0 | 952 |
| % Approach | 97.9% | 2.1% | 0% | - | - | 44.7% | 55.3% | 0% | - | - | 13.5% | 86.5% | 0% | - | - | - |
| % Total | 39.3% | 0.8% | 0% | 40.1% | - | 1.8% | 2.2% | 0% | 4.0% | - | 7.6% | 48.3% | 0% | 55.9% | - | - |
| PHF | 0.866 | 0.400 | - | 0.876 | - | 0.708 | 0.656 | - | 0.679 | - | 0.818 | 0.846 | - | 0.875 | - | 0.905 |
| Lights | 361 | 8 | 0 | 369 | - | 17 | 20 | 0 | 37 | - | 70 | 426 | 0 | 496 | - | 902 |
| % Lights | 96.5% | 100% | 0% | 96.6% | - | 100% | 95.2% | 0% | 97.4% | - | 97.2% | 92.6% | 0% | 93.2% | - | 94.7% |
| Articulated Trucks | 0 | 0 | 0 | 0 | - | 0 | 0 | 0 | 0 | - | 0 | 5 | 0 | 5 | - | 5 |
| % Articulated Trucks | 0% | 0% | 0% | 0% | - | 0% | 0% | 0% | 0% | - | 0% | 1.1% | 0% | 0.9% | - | 0.5% |
| Buses and Single-Unit Trucks | 13 | 0 | 0 | 13 | - | 0 | 1 | 0 | 1 | - | 2 | 29 | 0 | 31 | - | 45 |
| % Buses and Single-Unit Trucks | 3.5% | 0% | 0% | 3.4% | - | 0% | 4.8% | 0% | 2.6% | - | 2.8% | 6.3% | 0% | 5.8% | - | 4.7% |

* Pedestrians and Bicycles on Crosswalk. L: Left, R: Right, T: Thru, U: U-Turn

Windy Hill at Cherrywood - TMC

Wed Jan 31, 2018

Midday Peak (Jan 31 2018 1:45PM - 2:45PM)

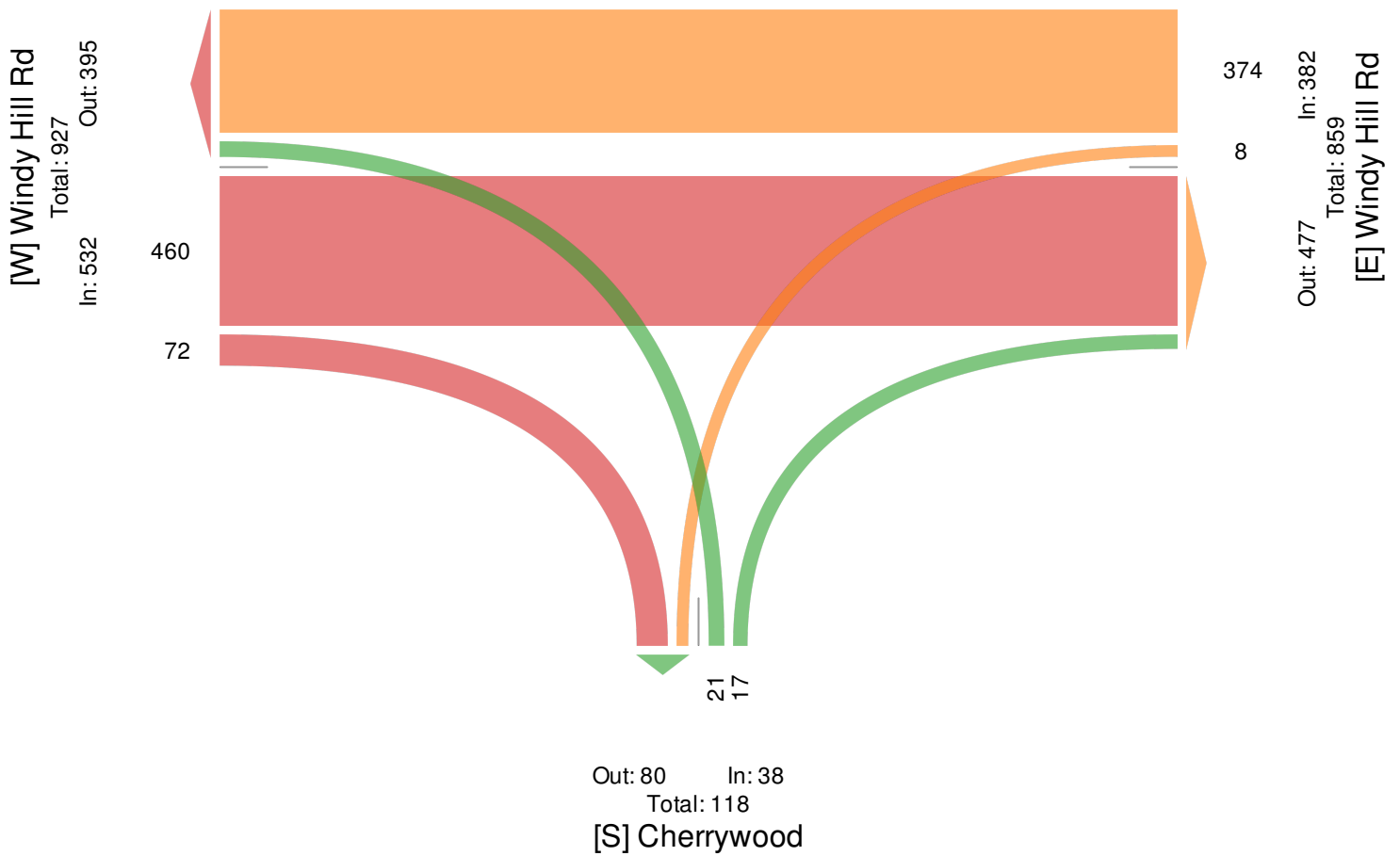
All Classes (Lights, Articulated Trucks, Buses and Single-Unit Trucks)

All Movements

ID: 488692, Location: 30.031895, -97.838622, Site Code: 3



Provided by: C. J. Hensch & Associates Inc.
5215 Sycamore Ave., Pasadena, TX, 77503, US



Windy Hill at Cherry wood - TMC

Wed Jan 31, 2018

PM Peak (Jan 31 2018 5:15PM - 6:15PM) - Overall Peak Hour

All Classes (Lights, Articulated Trucks, Buses and Single-Unit Trucks)

All Movements

ID: 488692, Location: 30.031895, -97.838622, Site Code: 3



Provided by: C. J. Hensch & Associates Inc.
5215 Sycamore Ave., Pasadena, TX, 77503, US

| Leg Direction | Windy Hill Rd Westbound | | | | | Cherrywood Northbound | | | | | Windy Hill Rd Eastbound | | | | | |
|---------------------------------------|-------------------------|-------|----|-------|------|-----------------------|-------|----|-------|------|-------------------------|-------|----|-------|------|-------|
| Time | T | L | U | App | Ped* | R | L | U | App | Ped* | R | T | U | App | Ped* | Int |
| 2018-01-31 5:15PM | 148 | 11 | 0 | 159 | 0 | 7 | 1 | 0 | 8 | 0 | 64 | 243 | 0 | 307 | 0 | 474 |
| 5:30PM | 162 | 4 | 0 | 166 | 0 | 4 | 4 | 0 | 8 | 0 | 58 | 235 | 0 | 293 | 0 | 467 |
| 5:45PM | 130 | 10 | 0 | 140 | 0 | 5 | 3 | 0 | 8 | 0 | 77 | 243 | 0 | 320 | 0 | 468 |
| 6:00PM | 138 | 10 | 0 | 148 | 0 | 1 | 6 | 0 | 7 | 0 | 62 | 223 | 0 | 285 | 0 | 440 |
| Total | 578 | 35 | 0 | 613 | 0 | 17 | 14 | 0 | 31 | 0 | 261 | 944 | 0 | 1205 | 0 | 1849 |
| % Approach | 94.3% | 5.7% | 0% | - | - | 54.8% | 45.2% | 0% | - | - | 21.7% | 78.3% | 0% | - | - | - |
| % Total | 31.3% | 1.9% | 0% | 33.2% | - | 0.9% | 0.8% | 0% | 1.7% | - | 14.1% | 51.1% | 0% | 65.2% | - | - |
| PHF | 0.892 | 0.795 | - | 0.923 | - | 0.607 | 0.583 | - | 0.969 | - | 0.847 | 0.971 | - | 0.941 | - | 0.975 |
| Lights | 573 | 35 | 0 | 608 | - | 17 | 14 | 0 | 31 | - | 261 | 927 | 0 | 1188 | - | 1827 |
| % Lights | 99.1% | 100% | 0% | 99.2% | - | 100% | 100% | 0% | 100% | - | 100% | 98.2% | 0% | 98.6% | - | 98.8% |
| Articulated Trucks | 0 | 0 | 0 | 0 | - | 0 | 0 | 0 | 0 | - | 0 | 5 | 0 | 5 | - | 5 |
| % Articulated Trucks | 0% | 0% | 0% | 0% | - | 0% | 0% | 0% | 0% | - | 0% | 0.5% | 0% | 0.4% | - | 0.3% |
| Buses and Single-Unit Trucks | 5 | 0 | 0 | 5 | - | 0 | 0 | 0 | 0 | - | 0 | 12 | 0 | 12 | - | 17 |
| % Buses and Single-Unit Trucks | 0.9% | 0% | 0% | 0.8% | - | 0% | 0% | 0% | 0% | - | 0% | 1.3% | 0% | 1.0% | - | 0.9% |

* Pedestrians and Bicycles on Crosswalk. L: Left, R: Right, T: Thru, U: U-Turn

Windy Hill at Cherrywood - TMC

Wed Jan 31, 2018

PM Peak (Jan 31 2018 5:15PM - 6:15PM) - Overall Peak Hour

All Classes (Lights, Articulated Trucks, Buses and Single-Unit Trucks)

All Movements

ID: 488692, Location: 30.031895, -97.838622, Site Code: 3



Provided by: C. J. Hensch & Associates Inc.
5215 Sycamore Ave., Pasadena, TX, 77503, US

