

Windy Hill at Indian Paintbrush Dr - TMC

Wed Jan 31, 2018

Full Length (12AM-12AM (+1))

All Classes (Lights, Articulated Trucks, Buses and Single-Unit Trucks, Pedestrians)

All Movements

ID: 488690, Location: 30.031907, -97.837492, Site Code: 2



Provided by: C. J. Hensch & Associates Inc.
5215 Sycamore Ave.,
Pasadena, TX, 77503, US

Leg Direction	Windy Hill Rd Westbound					Indian Paintbrush Dr Northbound					Windy Hill Rd Eastbound					Int
	T	L	U	App	Ped*	R	L	U	App	Ped*	R	T	U	App	Ped*	
2018-01-31 12:00AM	21	0	0	21	0	1	3	0	4	0	8	51	0	59	0	84
1:00AM	14	0	0	14	0	0	0	0	0	0	5	24	0	29	0	43
2:00AM	11	0	0	11	0	0	1	0	1	0	5	28	0	33	0	45
3:00AM	34	0	0	34	0	0	2	0	2	0	1	13	0	14	0	50
4:00AM	109	0	0	109	0	0	4	0	4	0	1	23	0	24	0	137
5:00AM	366	1	0	367	0	1	38	0	39	0	3	52	0	55	0	461
6:00AM	791	0	0	791	0	8	62	0	70	0	13	205	0	218	0	1079
7:00AM	868	8	0	876	0	6	42	0	48	1	15	332	0	347	0	1271
8:00AM	636	3	0	639	0	1	31	0	32	0	12	288	0	300	0	971
9:00AM	404	6	0	410	0	2	24	0	26	1	11	234	0	245	0	681
10:00AM	322	2	0	324	0	6	16	0	22	0	15	268	0	283	0	629
11:00AM	369	4	0	373	0	8	16	0	24	0	17	288	0	305	0	702
12:00PM	355	4	0	359	0	9	17	0	26	0	24	355	0	379	0	764
1:00PM	357	8	0	365	0	4	22	0	26	0	15	370	0	385	0	776
2:00PM	367	7	0	374	0	7	13	0	20	0	35	507	0	542	0	936
3:00PM	449	14	0	463	0	4	20	0	24	1	41	547	0	588	0	1075
4:00PM	470	4	0	474	0	6	25	0	31	0	50	705	0	755	0	1260
5:00PM	556	15	0	571	0	9	35	0	44	0	68	905	0	973	0	1588
6:00PM	504	11	0	515	0	7	22	0	29	0	75	774	0	849	0	1393
7:00PM	337	4	0	341	0	6	17	0	23	0	40	561	0	601	0	965
8:00PM	233	6	0	239	0	6	17	0	23	0	53	513	0	566	0	828
9:00PM	167	7	0	174	0	1	9	0	10	0	27	352	0	379	0	563
10:00PM	93	7	0	100	0	3	5	0	8	0	19	207	0	226	0	334
11:00PM	51	1	0	52	0	0	4	0	4	1	8	129	0	137	0	193
Total	7884	112	0	7996	0	95	445	0	540	4	561	7731	0	8292	0	16828
% Approach	98.6%	1.4%	0%	-	-	17.6%	82.4%	0%	-	-	6.8%	93.2%	0%	-	-	-
% Total	46.9%	0.7%	0%	47.5%	-	0.6%	2.6%	0%	3.2%	-	3.3%	45.9%	0%	49.3%	-	-
Lights	7678	107	0	7785	-	89	440	0	529	-	555	7483	0	8038	-	16352
% Lights	97.4%	95.5%	0%	97.4%	-	93.7%	98.9%	0%	98.0%	-	98.9%	96.8%	0%	96.9%	-	97.2%
Articulated Trucks	50	1	0	51	-	0	0	0	0	-	0	51	0	51	-	102
% Articulated Trucks	0.6%	0.9%	0%	0.6%	-	0%	0%	0%	0%	-	0%	0.7%	0%	0.6%	-	0.6%
Buses and Single-Unit Trucks	156	4	0	160	-	6	5	0	11	-	6	197	0	203	-	374
% Buses and Single-Unit Trucks	2.0%	3.6%	0%	2.0%	-	6.3%	1.1%	0%	2.0%	-	1.1%	2.5%	0%	2.4%	-	2.2%
Pedestrians	-	-	-	-	0	-	-	-	-	4	-	-	-	-	-	0
% Pedestrians	-	-	-	-	-	-	-	-	-	100%	-	-	-	-	-	-

*Pedestrians and Bicycles on Crosswalk. L: Left, R: Right, T: Thru, U: U-Turn

Windy Hill at Indian Paintbrush Dr - TMC

Wed Jan 31, 2018

Full Length (12AM-12AM (+1))

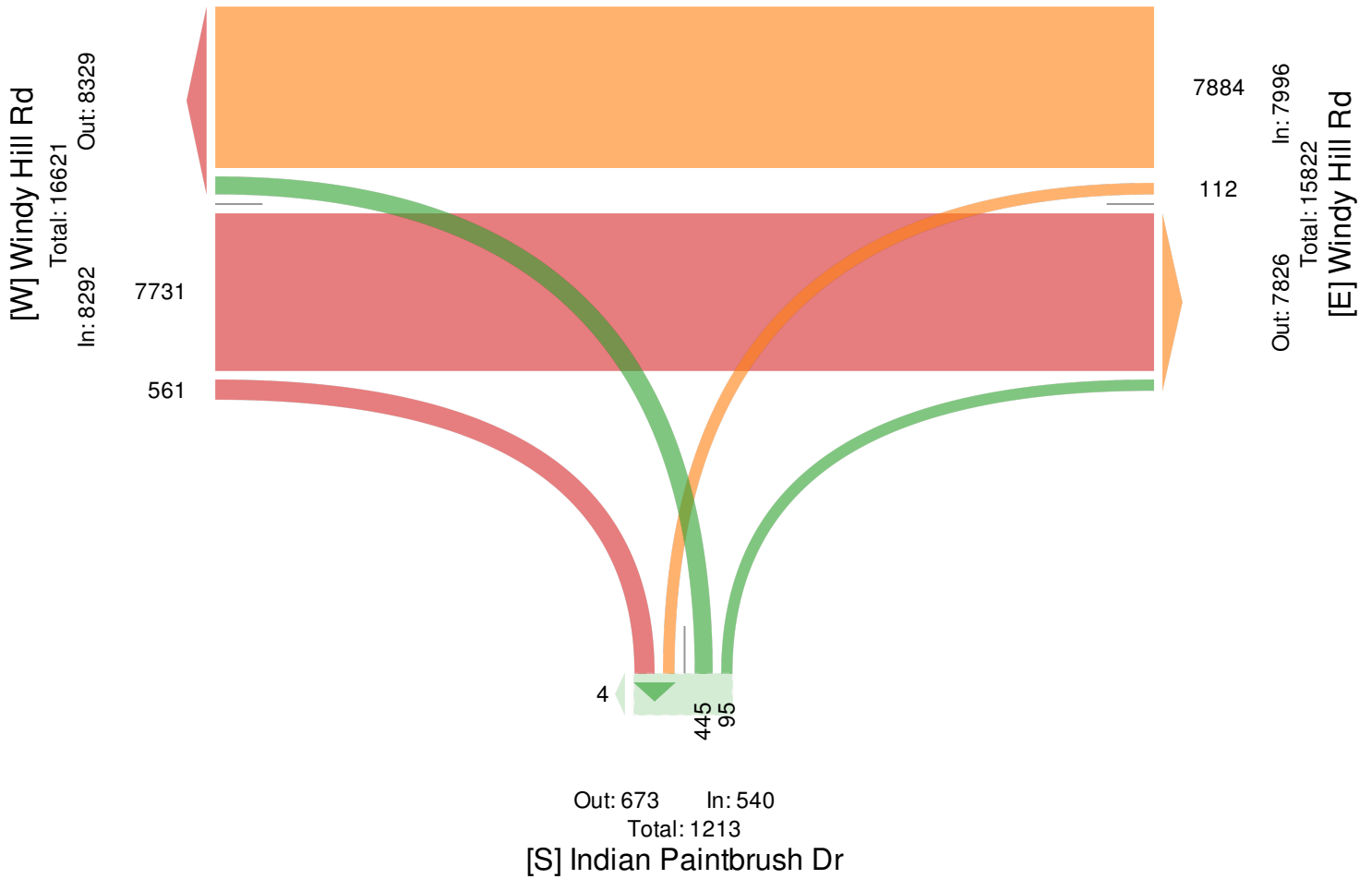
All Classes (Lights, Articulated Trucks, Buses and Single-Unit Trucks, Pedestrians)

All Movements

ID: 488690, Location: 30.031907, -97.837492, Site Code: 2



Provided by: C. J. Hensch & Associates Inc.
5215 Sycamore Ave.,
Pasadena, TX, 77503, US



Windy Hill at Indian Paintbrush Dr - TMC

Wed Jan 31, 2018

AM Peak (Jan 31 2018 6:45AM - 7:45AM)

All Classes (Lights, Articulated Trucks, Buses and Single-Unit Trucks, Pedestrians)

All Movements

ID: 488690, Location: 30.031907, -97.837492, Site Code: 2



Provided by: C. J. Hensch & Associates Inc.
5215 Sycamore Ave.,
Pasadena, TX, 77503, US

Leg Direction	Windy Hill Rd Westbound					Indian Paintbrush Dr Northbound					Windy Hill Rd Eastbound					
Time	T	L	U	App	Ped*	R	L	U	App	Ped*	R	T	U	App	Ped*	Int
2018-01-31 6:45AM	238	0	0	238	0	4	24	0	28	0	4	89	0	93	0	359
7:00AM	190	0	0	190	0	2	12	0	14	0	3	98	0	101	0	305
7:15AM	218	4	0	222	0	3	11	0	14	0	5	95	0	100	0	336
7:30AM	237	3	0	240	0	0	13	0	13	1	7	71	0	78	0	331
Total	883	7	0	890	0	9	60	0	69	1	19	353	0	372	0	1331
% Approach	99.2%	0.8%	0%	-	-	13.0%	87.0%	0%	-	-	5.1%	94.9%	0%	-	-	-
% Total	66.3%	0.5%	0%	66.9%	-	0.7%	4.5%	0%	5.2%	-	1.4%	26.5%	0%	27.9%	-	-
PHF	0.928	0.438	-	0.927	-	0.563	0.625	-	0.616	-	0.679	0.901	-	0.921	-	0.927
Lights	870	7	0	877	-	6	59	0	65	-	18	339	0	357	-	1299
% Lights	98.5%	100%	0%	98.5%	-	66.7%	98.3%	0%	94.2%	-	94.7%	96.0%	0%	96.0%	-	97.6%
Articulated Trucks	3	0	0	3	-	0	0	0	0	-	0	3	0	3	-	6
% Articulated Trucks	0.3%	0%	0%	0.3%	-	0%	0%	0%	0%	-	0%	0.8%	0%	0.8%	-	0.5%
Buses and Single-Unit Trucks	10	0	0	10	-	3	1	0	4	-	1	11	0	12	-	26
% Buses and Single-Unit Trucks	1.1%	0%	0%	1.1%	-	33.3%	1.7%	0%	5.8%	-	5.3%	3.1%	0%	3.2%	-	2.0%
Pedestrians	-	-	-	-	0	-	-	-	-	1	-	-	-	-	0	-
% Pedestrians	-	-	-	-	-	-	-	-	-	100%	-	-	-	-	-	-

*Pedestrians and Bicycles on Crosswalk. L: Left, R: Right, T: Thru, U: U-Turn

Windy Hill at Indian Paintbrush Dr - TMC

Wed Jan 31, 2018

AM Peak (Jan 31 2018 6:45AM - 7:45AM)

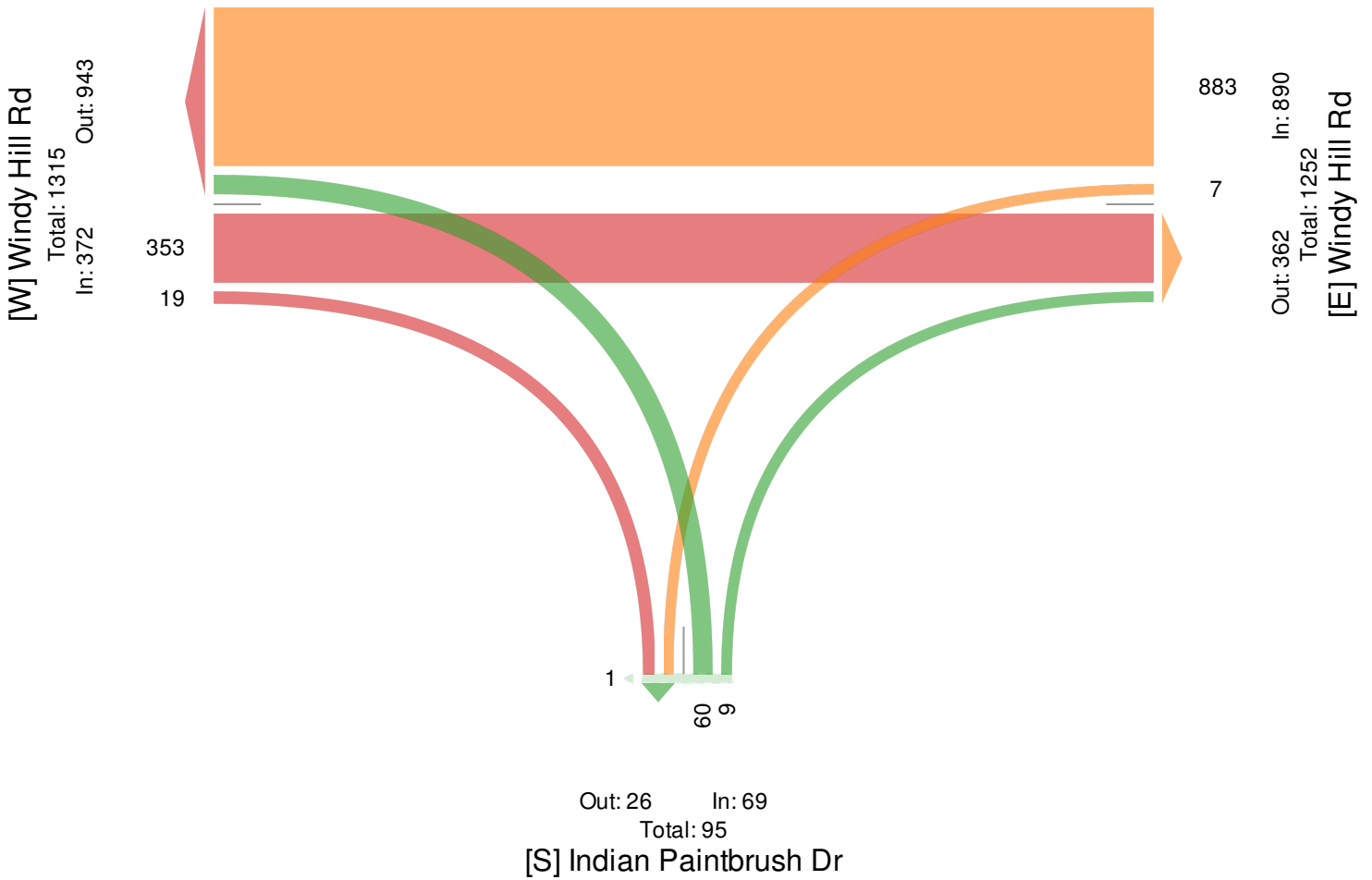
All Classes (Lights, Articulated Trucks, Buses and Single-Unit Trucks, Pedestrians)

All Movements

ID: 488690, Location: 30.031907, -97.837492, Site Code: 2



Provided by: C. J. Hensch & Associates Inc.
5215 Sycamore Ave.,
Pasadena, TX, 77503, US



Windy Hill at Indian Paintbrush Dr - TMC

Wed Jan 31, 2018

Midday Peak (Jan 31 2018 1:45PM - 2:45PM)

All Classes (Lights, Articulated Trucks, Buses and Single-Unit Trucks, Pedestrians)

All Movements

ID: 488690, Location: 30.031907, -97.837492, Site Code: 2



Provided by: C. J. Hensch & Associates Inc.
5215 Sycamore Ave.,
Pasadena, TX, 77503, US

Leg Direction	Windy Hill Rd Westbound					Indian Paintbrush Dr Northbound					Windy Hill Rd Eastbound					Int
	T	L	U	App	Ped*	R	L	U	App	Ped*	R	T	U	App	Ped*	
2018-01-31 1:45PM	91	4	0	95	0	4	6	0	10	0	5	79	0	84	0	189
2:00PM	95	2	0	97	0	1	3	0	4	0	6	115	0	121	0	222
2:15PM	73	1	0	74	0	0	2	0	2	0	10	132	0	142	0	218
2:30PM	107	2	0	109	0	2	5	0	7	0	11	120	0	131	0	247
Total	366	9	0	375	0	7	16	0	23	0	32	446	0	478	0	876
% Approach	97.6%	2.4%	0%	-	-	30.4%	69.6%	0%	-	-	6.7%	93.3%	0%	-	-	-
% Total	41.8%	1.0%	0%	42.8%	-	0.8%	1.8%	0%	2.6%	-	3.7%	50.9%	0%	54.6%	-	-
PHF	0.855	0.563	-	0.860	-	0.438	0.667	-	0.575	-	0.727	0.845	-	0.842	-	0.887
Lights	351	9	0	360	-	7	16	0	23	-	32	412	0	444	-	827
% Lights	95.9%	100%	0%	96.0%	-	100%	100%	0%	100%	-	100%	92.4%	0%	92.9%	-	94.4%
Articulated Trucks	1	0	0	1	-	0	0	0	0	-	0	4	0	4	-	5
% Articulated Trucks	0.3%	0%	0%	0.3%	-	0%	0%	0%	0%	-	0%	0.9%	0%	0.8%	-	0.6%
Buses and Single-Unit Trucks	14	0	0	14	-	0	0	0	0	-	0	30	0	30	-	44
% Buses and Single-Unit Trucks	3.8%	0%	0%	3.7%	-	0%	0%	0%	0%	-	0%	6.7%	0%	6.3%	-	5.0%
Pedestrians	-	-	-	-	0	-	-	-	-	0	-	-	-	-	-	0
% Pedestrians	-	-	-	-	-	-	-	-	-	-	-	-	-	-	-	-

*Pedestrians and Bicycles on Crosswalk. L: Left, R: Right, T: Thru, U: U-Turn

Windy Hill at Indian Paintbrush Dr - TMC

Wed Jan 31, 2018

Midday Peak (Jan 31 2018 1:45PM - 2:45PM)

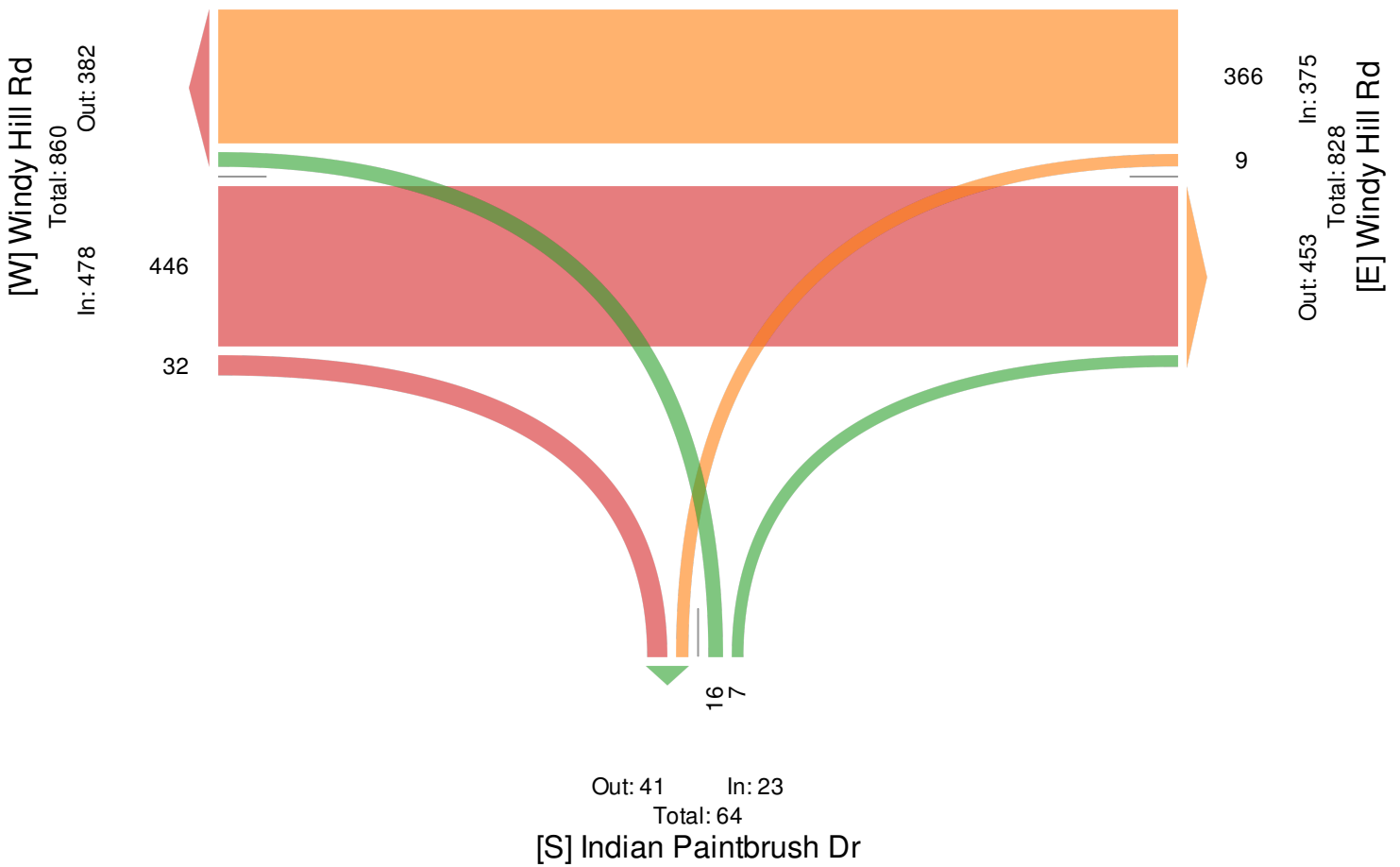
All Classes (Lights, Articulated Trucks, Buses and Single-Unit Trucks, Pedestrians)

All Movements

ID: 488690, Location: 30.031907, -97.837492, Site Code: 2



Provided by: C. J. Hensch & Associates Inc.
5215 Sycamore Ave.,
Pasadena, TX, 77503, US



Windy Hill at Indian Paintbrush Dr - TMC

Wed Jan 31, 2018

PM Peak (Jan 31 2018 5:15PM - 6:15PM) - Overall Peak Hour

All Classes (Lights, Articulated Trucks, Buses and Single-Unit Trucks, Pedestrians)

All Movements

ID: 488690, Location: 30.031907, -97.837492, Site Code: 2



Provided by: C. J. Hensch & Associates Inc.
5215 Sycamore Ave.,
Pasadena, TX, 77503, US

Leg Direction	Windy Hill Rd Westbound					Indian Paintbrush Dr Northbound					Windy Hill Rd Eastbound					Int
	T	L	U	App	Ped*	R	L	U	App	Ped*	R	T	U	App	Ped*	
2018-01-31 5:15PM	133	6	0	139	0	3	14	0	17	0	22	229	0	251	0	407
5:30PM	160	4	0	164	0	1	7	0	8	0	12	230	0	242	0	414
5:45PM	136	3	0	139	0	4	7	0	11	0	20	231	0	251	0	401
6:00PM	137	3	0	140	0	1	6	0	7	0	24	198	0	222	0	369
Total	566	16	0	582	0	9	34	0	43	0	78	888	0	966	0	1591
% Approach	97.3%	2.7%	0%	-	-	20.9%	79.1%	0%	-	-	8.1%	91.9%	0%	-	-	-
% Total	35.6%	1.0%	0%	36.6%	-	0.6%	2.1%	0%	2.7%	-	4.9%	55.8%	0%	60.7%	-	-
PHF	0.884	0.667	-	0.887	-	0.563	0.607	-	0.632	-	0.813	0.961	-	0.962	-	0.961
Lights	561	16	0	577	-	9	34	0	43	-	77	872	0	949	-	1569
% Lights	99.1%	100%	0%	99.1%	-	100%	100%	0%	100%	-	98.7%	98.2%	0%	98.2%	-	98.6%
Articulated Trucks	0	0	0	0	-	0	0	0	0	-	0	5	0	5	-	5
% Articulated Trucks	0%	0%	0%	0%	-	0%	0%	0%	0%	-	0%	0.6%	0%	0.5%	-	0.3%
Buses and Single-Unit Trucks	5	0	0	5	-	0	0	0	0	-	1	11	0	12	-	17
% Buses and Single-Unit Trucks	0.9%	0%	0%	0.9%	-	0%	0%	0%	0%	-	1.3%	1.2%	0%	1.2%	-	1.1%
Pedestrians	-	-	-	-	0	-	-	-	-	0	-	-	-	-	0	-
% Pedestrians	-	-	-	-	-	-	-	-	-	-	-	-	-	-	-	-

*Pedestrians and Bicycles on Crosswalk. L: Left, R: Right, T: Thru, U: U-Turn

Windy Hill at Indian Paintbrush Dr - TMC

Wed Jan 31, 2018

PM Peak (Jan 31 2018 5:15PM - 6:15PM) - Overall Peak Hour

All Classes (Lights, Articulated Trucks, Buses and Single-Unit Trucks, Pedestrians)

All Movements

ID: 488690, Location: 30.031907, -97.837492, Site Code: 2



Provided by: C. J. Hensch & Associates Inc.
5215 Sycamore Ave.,
Pasadena, TX, 77503, US

