

# CITY OF KYLE



## Notice of Regular City Council Meeting

KYLE CITY HALL  
100 W. Center Street

Notice is hereby given that the governing body of the City of Kyle, Texas will meet at 7:00 PM on 11/20/2012, at Kyle City Hall, 100 West Center Street, Kyle, Texas for the purpose of discussing the following agenda.

Posted this 15th day of November, 2012 prior to 7:00 p.m.

---

### **I. Call Meeting To Order**

### **II. Approval of Minutes**

1. City Council Regular Meeting - November 6, 2012 ~ *Amelia Sanchez, City Secretary*

 [Attachments](#)

2. City Council Special Called Meeting - November 7, 2012, 6:00 p.m. ~ *Amelia Sanchez, City Secretary*

 [Attachments](#)

### **III. Citizen Comment Period With City Council**

The City Council welcomes comments from Citizens early in the agenda of regular meetings. Those wishing to speak must sign in before the meeting begins at the Kyle City Hall. Speakers may be provided with an opportunity to speak during this time period, and they must observe the three-minute time limit.

### **IV. Presentation**

3. Presentation of Employee of the Month for the Month of October ~ *Lanny Lambert, City Manager*

- *Harper Wilder, Director of Public Works*

 [Attachments](#)

4. Presentation of Kyle Chamber of Commerce Quarterly Report for Reporting Period July 2012 through September 2012 ~ *Ray Hernandez, Executive Director of Kyle Area Chamber of Commerce & Visitor's Bureau*

 [Attachments](#)

### **V. Consent Agenda**

5. A RESOLUTION OF THE CITY COUNCIL OF THE CITY OF KYLE, TEXAS, ACCEPTING PLUM CREEK PHASE 1 SECTION 1H SUBDIVISION IMPROVEMENTS; FINDING AND DETERMINING THAT THE MEETING AT WHICH THIS RESOLUTION IS PASSED WAS NOTICED AND IS OPEN TO THE PUBLIC AS REQUIRED BY LAW ~ *Steven Widacki, P. E., City Engineer*

 [Attachments](#)

6. (*Second Reading*) AN ORDINANCE OF THE CITY OF KYLE, TEXAS, ACCORDING TO CHAPTER 47, ARTICLE III OF THE CITY OF KYLE CODE OF ORDINANCES TO PROHIBIT PARKING ALONG SCOTT STREET BETWEEN NORTH MEYER STREET AND WEST 2nd (SECOND) STREET; PROVIDING A MAXIMUM PENALTY OF \$500.00; PROVIDING OPEN MEETINGS AND EFFECTIVE DATE CLAUSES; PROVIDING FOR RELATED MATTERS ~ *Steven Widacki, P.E., City Engineer*

 [Attachments](#)

7. Authorize award and execution of a Purchase Order to SUPERCIRCUITS, INC., of Austin, Texas in an amount not to exceed \$28,424.01 for the purchase and installation of networking equipment, surveillance equipment, security equipment, and associated hardware including labor costs for use by the Police Department at their new facility ~ *Mark Shellard, Director of Information Technology*

 [Attachments](#)

8. Authorize award and execution of a Purchase Order to MONROE COMMUNICATIONS SYSTEMS CORP., DBA THE TELEPHONE CONNECTION of Austin, Texas in an amount not to exceed \$6,732.38 for the purchase and installation of ten (10) telephones and associated hardware including labor costs for use by the Police Department at their new facility ~ *Mark Shellard, Director of Information Technology*

 [Attachments](#)

9. Ratify award and execution of a Purchase Order to SOUTHERN COMPUTER WAREHOUSE of Marietta, Georgia, in an amount not to exceed \$6,965.70 for the purchase of ten (10) desktop computers, monitors, and MS Office software for use by the Police Department at their new facility ~ *Mark Shellard, Director of Information Technology*

 [Attachments](#)

10. (*Second Reading*) AN ORDINANCE AMENDING CHAPTER 5, ENTITLED "ANIMALS" IN THE CITY CODE OF ORDINANCES; PROVIDING FOR THE REGULATION OF ANIMALS, WITHIN THE CITY LIMITS OF KYLE, PROVIDING FOR THE REPEAL OF CONFLICTING ORDINANCES; PROVIDING A SEVERABILITY CLAUSE; PROVIDING PENALTIES; AND PROVIDING AN EFFECTIVE DATE ~ *Jeff Barnett, Chief of Police*

 [Attachments](#)

11. *(Second Reading)* AN ORDINANCE OF THE CITY OF KYLE, TEXAS AUTHORIZING AND DIRECTING THE INSTALLATION AND ERECTION OF FOUR WAY STOP SIGNS FOR THE ZONING OF TRAFFIC CONTROL ON BEBEE ROAD AT THE INTERSECTION OF DACY LANE IN THE CITY LIMITS OF KYLE; FIXING A PENALTY THEREFOR; PROVIDING FOR SEVERABILITY; PROVIDING FOR REPEAL OF CONFLICTING ORDINANCES; AND ORDAINING OTHER PROVISIONS RELATED TO THE SUBJECT MATTER THEREOF ~ *James Earp, Assistant City Manager*

 [Attachments](#)

12. *(Second Reading)* AN ORDINANCE OF THE CITY OF KYLE, TEXAS, ADOPTING AND ENDORSING AN UPDATE TO THE EXISTING WATER CONSERVATION PLAN IN COMPLIANCE WITH THE TEXAS COMMISSION ON ENVIRONMENTAL QUALITY AND TEXAS WATER DEVELOPMENT BOARD RULES AND PROCEDURES; MAKING FINDINGS OF FACT; AND PROVIDING FOR RELATED MATTERS ~ *Jason Biemer, Utility Coordinator, Public Works*

 [Attachments](#)

13. Authorize award and execution of a Purchase Order to ALLEGIANCE POWER SYSTEMS INC., of Lago Vista, Texas in an amount not to exceed \$4,000 to provide generator maintenance services for specified city facilities ~ *Kerry Urbanowicz, Director of Parks and Recreation*

 [Attachments](#)

**VI. Consider and Possible Action**

14. *(First Reading)* AN ORDINANCE OF THE CITY OF KYLE, TEXAS, AMENDING ORDINANCE NO. 708 ADOPTED ON SEPTEMBER 5, 2012 MAKING APPROPRIATIONS FOR THE SUPPORT OF THE CITY FOR FISCAL YEAR BEGINNING OCTOBER 1, 2012 AND ENDING SEPTEMBER 30, 2013; BY INCREASING THE AMOUNT OF APPROPRIATIONS FOR THE PUBLIC WORKS DEPARTMENT BY APPROPRIATING \$20,000.00 FROM THE FUND BALANCE OF THE CITY'S GENERAL FUND TO PROVIDE FUNDING FOR THE PAYMENT OF EXPENDITURES FOR BUNTON CREEK ROAD REPAIRS AS AUTHORIZED BY CITY COUNCIL ON NOVEMBER 7, 2012. ~ *Perwez A. Moheet, CPA, Director of Finance*

 [Attachments](#)

15. Discussion and possible action for selecting a design and authorizing a Purchase Order for the design, installation and software for digital LED marquee and monument in an amount not to exceed \$40,000.00 to replace existing marquee in Mary Kyle Hartson City Square Park ~ *Kerry Urbanowicz, Director of Kyle Parks and Recreation*

 [Attachments](#)

16. Approval of City's Consent to Assignment of Development Agreement Lehman Family Limited Partnership and Lehman Family Trust to Jansen Equipment, Inc. October 2, 2012 Blk. OPR Vol. 4452 Page 613 Hays County, Texas Official Records. 5.692 acres +- ~ *Frank Garza, City Attorney*

 [Attachments](#)

17. Consideration and Possible Action approving an Employment Contract with Julian Grant for a full time City Attorney position to include performing General Corporate Counsel Managing and/or otherwise providing four separate Categories of Service: (1) General Representation (2) Special Projects (3) Litigation (4) Court Prosecution and (5) other legal duties as assigned ~ *Frank Garza, City Attorney*

 [Attachments](#)

18. Consideration and Possible Action to Approve an Agreement for Legal Services with the Law Offices of Davidson Troilo Ream & Garza, P.C. to perform legal services on an as needed basis in connection with providing legal advice and opinions, prosecuting, defending, or drafting documents on behalf of the City of Kyle, Texas ~ *Lanny Lambert, City Manager*

 [Attachments](#)

19. Discussion and Adoption of City Council Meetings Master Calendar for 2013 ~ *Lanny Lambert, City Manager*

 [Attachments](#)

20. A RESOLUTION OF THE CITY OF KYLE, TEXAS, SUPPORTING CAPITAL METRO IN ITS PURSUIT OF LEGISLATION TO ALLOW TRANSIT AUTHORITIES TO CREATE LOCAL GOVERNMENT CORPORATIONS AS A VOLUNTARY TOOL TO ALLOW CAPITAL METRO TO PROVIDE PUBLIC TRANSPORTATION SERVICE WITHOUT HAVING TO SUPPLANT A JURISDICTION'S EXISTING SALES TAX ~ *Jerry Hendrix, Director of Community Development*

 [Attachments](#)

## **VII. City Managers Report**

21. Update on Various Capital Improvement Projects, Road Projects, Building Program, and/or General Operational Activities ~ *Lanny Lambert, City Manager*

- Discuss 2013 Legislative Priorities

 [Attachments](#)

## **VIII. Staff Report**

22. Staff presentation of the Parks and Recreation Department Annual Activity Report ~ *Kerry Urbanowicz, Director of Parks and Recreation*

 [Attachments](#)

23. Present City of Kyle's Financial Performance Report (unaudited) for the 4th Quarter Ending September 30, 2012 ~ *Perwez A. Moheet, CPA, Director of Finance*

 [Attachments](#)

**IX. Executive Session**

24. Convene Into Executive Session pursuant to Section 551.072, Tex. Government Code, to discuss the purchase, exchange, lease or value of real property located in the Original Town of Kyle

 [Attachments](#)

25. Convene into Executive Session pursuant to Tex. Gov't. Code, § 551.074 to deliberate the evaluation, performance and employment of the City Manager

 [Attachments](#)

26. Reconvene Into Public Session and take action as appropriate in the Council's discretion regarding the purchase, exchange, lease or value of real property located in the Original Town of Kyle

 [Attachments](#)

27. Reconvene into Public Session and take action as appropriate regarding the evaluation, performance and employment of the City Manager

 [Attachments](#)

**X. ADJOURN**

*At any time during the Regular City Council Meeting, the City Council may adjourn into an Executive Session, as needed, on any item listed on the agenda for which state law authorizes Executive Session to be held*

\*Per Texas Attorney General Opinion No. JC-0169; Open Meeting & Agenda Requirements, Dated January 24, 2000: The permissible responses to a general member communication at the meeting are limited by 551.042, as follows: "SEC.551.042. Inquiry Made at Meeting. (a) If, at a meeting of a government body, a member of the public or of the governmental body inquires about a subject for which notice has not been given as required by the subchapter, the notice provisions of this subchapter, do not apply to:(1) a statement of specific factual

information given in response to the inquiry; or (2) a recitation of existing policy in response to the inquiry. (b) Any deliberation of or decision about the subject of the inquiry shall be limited to a proposal to place the subject on the agenda for a subsequent meeting.



# CITY OF KYLE, TEXAS

City Council Regular Meeting -  
November 6, 2012

**Meeting Date:**  
**11/20/2012**  
**Date time: 7:00 PM**

**Subject/Recommendation:** City Council Regular Meeting - November 6, 2012 ~ *Amelia Sanchez,*  
*City Secretary*

**Other Information:** This item is for formal approval of the minutes from the November 6th  
Regular Meeting of the City Council, a copy of which is included with  
the meeting packet.

**Budget Information:** N/A

---

Viewing Attachments Requires Adobe Acrobat. [Click here](#) to download.

Attachments / click to download

[City Council Regular Meeting Minutes - November 6, 2012](#)

---

## REGULAR CITY COUNCIL MEETING

The City Council of the City of Kyle, Texas met in Regular Session on November 6, 2012 at 7:00 pm at Kyle City Hall, with the following persons present:

|                                     |                         |
|-------------------------------------|-------------------------|
| Mayor Lucy Johnson                  | David Lyle              |
| Mayor Pro Tem Diane Hervol          | John Sanford            |
| Council Member Samantha LeMense     | Lila Knight             |
| Council Member Becky Selbera        | Leila Siqueiros         |
| Council Member Ray Bryant           | Joe Phillips            |
| Council Member Brad Pickett         | Mr. Thompson            |
| Council Member David Wilson         | Michael & Julie Watkins |
| Lanny Lambert, City Manager         | Chance Sparks           |
| Sophia Nelson, Director of Planning | Andrew & Sally Simmers  |
| Robert Olvera , I T Staff           | Carroll David           |
| Jeff Barnett, Police Chief          | Kay Rush                |
| Steven Pena, City Attorney          | Paula Hamilton          |
|                                     | Louis Obdyke            |

## CALL MEETING TO ORDER

Mayor Johnson called the meeting to order at 7:00pm.

## ROLL CALL

Mayor Johnson called for roll call. Present were Mayor Lucy Johnson, Mayor Pro Tem Diane Hervol, Council Members LeMense, Selbera, Bryant, and Wilson.

## CITIZEN COMMENT PERIOD WITH CITY COUNCIL

Mayor Johnson opened the citizens comment period at 7:02 pm and called for comments on items not on the agenda or posted for public hearing. David Lyle of Central Texas AMVETS Post 115 spoke about all the services they provide to veterans and their families as well as needy families in the community and thanked the Council for providing a place for their meetings and presented them with a certificate of appreciation. With no one else wishing to speak, Mayor Johnson closed the public hearing at 7:05 pm.

## CONSENT AGENDA

CRYSTAL MEADOW DR (PRIVATE ROW) CENTURY ACRES AMENDED PLAT;  
4.557 ACRES, (ROADWAY) LOCATED OFF OF CRYSTAL MEADOWS DR.  
OWNER: CENTURY ACRES PROPERTY OWNERS ASSOCIATES AGENT: JENN  
DERMANCI, P.E., DOUCET & ASSOCIATES  
~ *SOFIA NELSON, DIRECTOR OF PLANNING*

*Planning and Zoning Commission voted 7-0 to approve the Amended Plat.*



## CITY COUNCIL REGULAR MEETING

November 6, 2012 – Page 2

Kyle City Hall

HOMETOWN KYLE PHASE 4A - FINAL PLAT (FP-12-004) 8.948 ACRES; 40 SINGLE FAMILY LOTS; LOCATED OFF OF CHAPPARO DRIVE; OWNER: RH OF TEXAS, LP AGENT: STEVEN IHNEN, P.E., GICE, INC.

~ SOFIA NELSON, DIRECTOR OF PLANNING

*Planning and Zoning Commission voted 7-0 to approve the Final Plat.*

PLUM CREEK PHASE 1 SECTION 6E 2-3 PRELIMINARY PLAN (PP-12-004) 10.100 ACRES; 53 LOTS LOCATED TO THE NORTHEAST OF THE CURRENT END OF HELLMAN DRIVE, JUST EAST OF 2770; OWNER: PLUM CREEK DEVELOPMENT PARTNERS, LTD.; AGENT: ALAN RHAMES, P.E., AXIOM ENGINEERS, INC.

~ SOFIA NELSON, DIRECTOR OF PLANNING

*Planning and Zoning Commission voted 7-0 to approve the Preliminary Plan.*

PLUM CREEK PHASE 1 SECTION 6E 2-3 FINAL PLAT (FP-12-005) 10.100 ACRES; 53 LOTS LOCATED TO THE NORTHEAST OF THE CURRENT END OF HELLMAN DRIVE, JUST EAST OF 2770; OWNER: PLUM CREEK DEVELOPMENT PARTNERS, LTD.; AGENT: ALAN RHAMES, AXIOM ENGINEERS, INC.

~ SOFIA NELSON, DIRECTOR OF PLANNING

*Planning and Zoning Commission voted 7-0 to approve the Final Plat*

WATERLEAF PHASE B SECTION 5 (FP-12-008) 33.749 ACRES; 88 LOTS LOCATED OFF OF EAST FM 150 AND NEW COUNTRY ROAD; APPLICANT: KB HOME LONE STAR, INC.; AGENT: STEVEN P. CATES, P.E., CARLSON, BRIGANCE & DOERING, INC.; STAFF PROPOSAL TO P&Z: STATUTORILY DISAPPROVE TO MEET 30 DAY STATUTORY REQUIREMENTS.

~ Sofia Nelson, Director of Planning

*Planning and Zoning Commission voted 7-0 to Statutorily Disapprove the Final Plat*

WINDMILL CENTER PRELIMINARY PLAN (PP-10-001) 5.574 ACRES; 3 LOTS LOCATED AT EAST IH-35 FRONTAGE - HALF MILE NORTH OF GOFORTH ROAD; OWNER: DENNIS AND CHARLES ARTALE; AGENT: HUGO ELIZONDO, JR., P.E., CUATRO CONSULTANTS

~ SOFIA NELSON, DIRECTOR OF PLANNING

*Planning and Zoning Commission voted 7-0 to approve the Preliminary Plan.*

## CITY COUNCIL REGULAR MEETING

November 6, 2012 – Page 3

Kyle City Hall

Mayor Pro Tem Hervol moved to approve Consent Agenda **Item #1** ~ Crystal Meadow Drive (Private ROW) of Century Acres Amended Plat 4.557 acres, (Roadway); Located off of Crystal Meadows Drive; **Item #2** ~ Hometown Kyle Phase 4A - Final Plat (FP-12-004) 8.948 acres; 40 Single Family Lots Located off of Chapparo Drive; **Item #3** ~ Plum Creek Phase 1 Section 6E 2-3 Preliminary Plan (PP-12-004) 10.100 acres; 53 Lots Located to the northeast of the current end of Hellman Drive, just east of 2770; **Item #4** ~ Plum Creek Phase 1 Section 6E 2-3 Final Plat (FP-12-005) 10.100 acres; 53 Lots Located to the northeast of the current end of Hellman Drive, just east of 2770; **Item #5** ~ Waterleaf Phase B Section 5 (FP-12-008) 33.749 acres; 88 Lots Located off of East FM 150 and New Country Road; **Item #6** ~ Windmill Center Preliminary Plan (PP-10-001) 5.574 acres; 3 Lots Located at East IH-35 Frontage - half mile North of Goforth Road. Council Member LeMense seconds the motion. All votes aye. Motion carried.

Council Member Pickett arrived at 7:07 P.M.

## CONSIDER AND POSSIBLE ACTION

PUBLIC HEARING FOR THE PURPOSE OF HEARING COMMENTS REGARDING AN AMENDMENT TO THE CITY OF KYLE ZONING ORDINANCE-PART II CODE OF ORDINANCE CHAPTER 53, ZONING ARTICLE III - OVERLAY DISTRICTS, DIVISION 4 - CONDITIONAL USE OVERLAY DISTRICTS TO AMEND AND ESTABLISH SPECIFIC DEVELOPMENT REQUIREMENTS FOR PROPERTY WITHIN THE IH-35 OVERLAY DISTRICT ~  
*SOFIA NELSON, DIRECTOR OF PLANNING*

- *Public Hearing*
- *Planning and Zoning Commission voted to postpone action until Nov. 27th*
- *Staff Recommendation to postpone action until December 4th*

Mayor Johnson opened the Public Hearing at 7:07 P.M. to hear comments on An Amendment to the City of Kyle Zoning Ordinance-Part II-Code of Ordinance Chapter 53, Zoning Article III Overlay Districts, Division 4 - Conditional Use Overlay Districts to Amend and Establish Specific Development Requirements for property within the IH-35 Overlay District. John Sanford spoke and stated that he represented small property owners along IH 35 and was here to ask if the overall decision to come up with this ordinance and to decide to pass it if any kind of economic study was done as to what the effect might be on the City of Kyle. Lila Knight stated that because today was election day and many people did not attend because of that she would ask Council that in December or whenever the Council made a decision on this that they hold another public hearing. Layla Siqueiros with the Texas Masonry Council stated she was here to speak on this item and that what was being done was really nice and that Council was working

## CITY COUNCIL REGULAR MEETING

November 6, 2012 – Page 4

Kyle City Hall

hard to have some quality construction in the community. Joe Phillips stated he has been in the Kyle community for 20 years and has created jobs here so he knows about bringing in jobs. He stated that cities like Austin and New Braunfels developed with stricter rules in neighborhoods as opposed to the I35 corridor. He stated that they should leave 35 alone and go to the neighborhoods. He asked where the study is and that the Mayors report doesn't mention the overlay. He said the city should pull back and meet with all groups and compromise can happen. Mr. Andy Thompson stated he had done several warehouses in Hays County and that a problem he sees is that most of the things they build are one acre lots and have to have septic systems and the green areas that they are on in the overlay can really restrict them and if they want bigger green areas would they consider the septic area or spray area to be part of that. With no one else wishing to speak Mayor Johnson close the Public Hearing at 7:20.

Mayor Pro Tem Hervol moves to postpone action until December 4th. Council Member Bryant seconds the motion. All votes aye. Motion carried.

Mayor Johnson states that they will skip to Item #9.

CONSIDER A REQUEST BY HUGO ELIZONDO, JR., ON BEHALF OF PGI INVESTMENT, LLC, FOR A COMPREHENSIVE MASTER PLAN AMENDMENT TO IDENTIFY THE RV ZONING WITHIN THE NEW SETTLEMENT DISTRICT AND REGIONAL NODE AS CONDITIONAL RATHER THAN NOT RECOMMENDED ~ *SOFIA NELSON, DIRECTOR OF PLANNING*

*Planning and Zoning Commission voted 7-0 to deny the request*

## PUBLIC HEARING

Mayor Johnson opens the Public Hearing at 7:33 P. M. to hear comments on a request by Hugo Elizondo Jr., on behalf of PGI Investment, LLC, for a Comprehensive Master Plan Amendment to identify the RV Zoning within the New Settlement District and Regional Node as Conditional rather than Not Recommended. Mayor calls Julie Watkins but she stated she just checked to vote against item #9 but not to speak, as well as Michael Watkins. Chance Sparks representing the Blanco Vista homeowners opposition to this request and touched on points of a letter he sent to Council a couple of weeks ago which included concerns with the proposed RV zoning in the regional node and stated that RV parks are difficult to regulate. He stated that this location was an important intersection and extremely important economically and asked Council to hold out for something spectacular later on. Andrew and Sally Simmers also signed forms against item #9 but did not speak. Carroll David also signed form against the item and did not speak. Kay Rush spoke against changes in zoning in the regional node and that it was not appropriate to add truck stop or RV for that land.

## CITY COUNCIL REGULAR MEETING

November 6, 2012 – Page 5

Kyle City Hall

Paula Hamilton stated that she uses the Yarrington Road bridge and was horrified at what she saw at this site with only a few trees left and everything else decimated. She stated that with a new elementary school and church there this location is designed for families and not for transients or a truck stop. She has concerns of fuel run off and accidents, ground and air pollution and of the crime truck stops attract. Louis Obdyke commended the Council and Zoning Commission on city planning and stated that he opposes the request by PGI Investments on zoning change. Louise Parsley spoke and asked Council to deny the request by PGI Investments. Andy Thompson spoke and stated that he owns property next to the RV park and spent 2 years following the rules and rules seem to be bent and they should be stopped and follow due process like everyone else. Annett Dever stated she was saddened by the destruction of the natural pond and that the property was zoned agriculture and asked why the destruction of the area had not been stopped. Lila Knight stated that the citizens of Kyle had worked very hard to put together a comprehensive plan and that so caution was needed before changes are made to the Comprehensive Plan. She stated that the front and rear gates to the city were critical points and let people know who we are as a city. With no one else wishing to speak Mayor Johnson closed the Public Hearing at 7:58 P.M.

Mayor Johnson moves to deny the request by PGI Investments for a Comprehensive Master Plan Amendment to identify the RV Zoning within the New Settlement District and Regional Node as Conditional rather than Not Recommended. Council Member LeMense seconds the motion. Mayor Johnson calls for a roll call vote. Mayor Pro Tem Hervol votes aye, Council Member LeMense votes aye, Council Member Selbera votes nay, Mayor Johnson votes aye, Council Member Bryant votes aye, Council Member Pickett votes nay and Council Member Wilson votes aye. Motion to deny the request carried 5-2.

CONSIDER A REQUEST BY NOBLE MAN SERVICES, LLC. FOR A WAIVER FOR PARKING SPACE REQUIREMENTS FOR A BUILDING WITH IN THE ORIGINAL TOWN, LOCATED AT 300 S. FRONT STREET ~ *SOFIA NELSON, DIRECTOR OF PLANNING*

*Planning and Zoning Commission voted 7-0 to Deny the request.*

Council Member Selbera moves to approve a request by Noble Man Services, LLC. for a waiver for parking space requirements for a building with in the Original Town, located at 300 S. Front Street. Mayor Johnson seconds the motion. Council Member Selbera amends the motion to include that no overnight parking be allowed except for emergencies before 6:00 A.M in front parking right of way. All votes aye. Motion carried.

## CITY COUNCIL REGULAR MEETING

November 6, 2012 – Page 6

Kyle City Hall

CONSIDER A REQUEST BY DAVID ARMBRUST, ON BEHALF OF LEE GOODMAN, TO AMEND A COMPROMISE AGREEMENT BETWEEN THE DEVELOPER OF THE WOODLANDS PARK SUBDIVISION AND THE CITY OF KYLE TO ALLOW FOR A REDUCED GARAGE SETBACK ~ *SOFIA NELSON, DIRECTOR OF PLANNING*

Mayor Pro Tem Hervol moved to approve without the condition recommended by P&Z a request by David Armbrust on behalf of Lee Goodman, to amend a compromise agreement between the developer of the Woodlands Park Subdivision and the City of Kyle to allow for a reduced garage setback. Council Member LeMense seconds the motion.

## ADJOURN

With no further business to discuss Council Member LeMense moves to adjourn. Mayor Pro Tem Hervol seconds the motion. All votes aye. Motion carried.

The City Council meeting adjourned at 9:02 P.M.

---

Lucy Johnson, Mayor

---

Amelia Sanchez, City Secretary



# CITY OF KYLE, TEXAS

City Council Special Called Meeting -  
November 7, 2012, 6:00 p.m.

**Meeting Date:**  
**11/20/2012**  
**Date time: 7:00 PM**

**Subject/Recommendation:** City Council Special Called Meeting - November 7, 2012, 6:00 p.m. ~  
*Amelia Sanchez, City Secretary*

**Other Information:** This item is for formal approval of the minutes from the November 7th  
6:00 p.m. Special Called Meeting of the City Council, a copy of which  
is included with the meeting packet.

**Budget Information:** N/A

---

Viewing Attachments Requires Adobe Acrobat. [Click here](#) to download.

Attachments / click to download

[City Council Special Called Meeting Minutes - November 7, 2012, 6:00 p.m.](#)

---

## SPECIAL CITY COUNCIL MEETING

The City Council of the City of Kyle, Texas met in Special Session on November 7, 2012 at 6:00 pm at Kyle City Hall, with the following persons present:

Mayor Lucy Johnson  
Mayor Pro Tem Diane Hervol  
Council Member Samantha LeMense  
Council Member Becky Selbera  
Council Member Ray Bryant  
Council Member David Wilson  
Lanny Lambert, City Manager

### CALL MEETING TO ORDER

Mayor Johnson called the meeting to order at 6:04 P.M..

### ROLL CALL

Mayor Johnson called for roll call. Present were Mayor Lucy Johnson, Mayor Pro Tem Diane Hervol, Council Members LeMense, Selbera, Bryant and Wilson.

### CITIZEN COMMENT PERIOD WITH CITY COUNCIL

THE CITY COUNCIL WELCOMES COMMENTS FROM CITIZENS EARLY IN THE AGENDA OF REGULAR MEETINGS. THOSE WISHING TO SPEAK MUST SIGN IN BEFORE THE MEETING BEGINS AT THE KYLE CITY HALL. SPEAKERS MAY BE PROVIDED WITH AN OPPORTUNITY TO SPEAK DURING THIS TIME PERIOD, AND THEY MUST OBSERVE THE THREE-MINUTE TIME LIMIT

Mayor Johnson opened the citizens comment period at 6:05 pm and called for comments on items not on the agenda or posted for public hearing. With no one wishing to speak Mayor Johnson closed the Public Hearing at 6:05 P.M.

### EXECUTIVE SESSION

CONVENE INTO EXECUTIVE SESSION PURSUANT TO SECTION 551.074, TEX. GOV'T CODE, TO EVALUATE AND INTERVIEW APPLICANTS FOR CITY ATTORNEY

Mayor Johnson moved to Convene into Executive Session at 6:05 P.M. pursuant to Section 551.074, Tex. Gov't Code, to Evaluate and Interview applicants for City Attorney. Council Member LeMense seconds the motion. All votes aye. Motion carried.

SPECIAL CITY COUNCIL MEETING

November 7, 2012 – Page 2

Kyle City Hall

RECONVENE INTO OPEN SESSION TO TAKE ACTION AS DEEMED APPROPRIATE IN THE CITY COUNCIL'S DISCRETION REGARDING THE EVALUATION AND INTERVIEWING OF APPLICANTS FOR CITY ATTORNEY

Mayor Johnson moved to Reconvene into Open Session at 6:55 P.M. to take action as deemed appropriate in the City Council's discretion regarding the Evaluation and Interviewing of applicants for City Attorney. Mayor Pro Tem Hervol seconds the motion. All aye. Motion carried.

Mayor Johnson stated that no action was taken in Executive Session.

Mayor Johnson stated that Council and Staff will move forward this week and begin negotiations on a contract with the final selection and that no action was needed.

ADJOURN

With no further business to discuss Council Member Wilson moves to adjourn. Council Member LeMense seconds the motion. All votes aye. Motion carried.

The City Council meeting adjourned at 6:55 pm.

---

Lucy Johnson, Mayor

---

Amelia Sanchez, City Secretary





# CITY OF KYLE, TEXAS

## Employee of the Month

**Meeting Date:**  
**11/20/2012**  
**Date time: 7:00 PM**

**Subject/Recommendation:** Presentation of Employee of the Month for the Month of October ~  
*Lanny Lambert, City Manager*

- *Harper Wilder, Director of Public Works*

**Other Information:**

**Budget Information:**

---

Viewing Attachments Requires Adobe Acrobat. [Click here](#) to download.

Attachments / click to download

 [Harper Wilder](#)

---



Item # 3



# CITY OF KYLE, TEXAS

## Kyle Chamber Quarterly Report

**Meeting Date:**  
**11/20/2012**  
**Date time: 7:00 PM**

**Subject/Recommendation:** Presentation of Kyle Chamber of Commerce Quarterly Report for Reporting Period July 2012 through September 2012 ~ *Ray Hernandez, Executive Director of Kyle Area Chamber of Commerce & Visitor's Bureau*

**Other Information:**

**Budget Information:**

---

Viewing Attachments Requires Adobe Acrobat. [Click here](#) to download.

**Attachments / click to download**

- [Jul12012 - Sept302012 Tourism Narrative](#)
  - [Jul12012 - Sept302012 Tourism Report](#)
  - [Jul12012 - Sept302012 Tourism Funds](#)
-

## Tourism Activity July 1 – Sept 30, 2012

### Events

**Texas Association of Convention Visitors Bureau Conference:** Tourism training was provided by State of Texas Representatives, Regional and National speakers. The Kyle Area Chamber won first place for our Social Media work in our category. 272 Attendees; Killeen, TX; Aug 14-17

**Kyle Annual Golf Classic:** Promoted Kyle, Texas to all participants with our host hotel La Quinta Inn & Suites. We had attendees from the Houston, San Antonio and Dallas markets. Each were given a Kyle, TX ball marker and KyleTour.com shoe bags. 140 Attendees; Sept 13-14

**American Association of Retired People (AARP) National Convention** as part of a Texas Travelers Industry Association. The “Texas” partners booth marketed to 2637 verified scanned direct leads for tourism promotion. New Orleans, LA; Sept 19-22 This tourism outreach was possible because staff sought additional resources for our partnership by applying for and received a scholarship (\$560.68) to the TACVB conference.

**Texas Travelers Industry Association Traveler’s Summit:** Tourism Training sessions were provided by State of Texas Representatives, Regional and National speakers. 443 Attendees; Bastrop, TX; Sept 23-26.

### Marketing

Distributed additional Guide to Kyle 500 copies to Texas at state Visitor Centers and other community Visitor Centers and at area businesses. Featured story “Highway to History” brands of Kyle, Texas and contained information on historical sites, special events and additional area information.

Distributed 200 copies of our Guide to Kyle at the Texas Environmental Excellence Awards Conference.

Tourism requested Kyle, Texas Brochures mailed (589) which includes information on historical sites, tourism events, lodging and venues. These were requested by individuals from our TourTexas.com web site and TxDot web site as well as any individually emailed or called in request.

Mailed/handed out 250 relocation packets which included tourism information, Guide to Kyle, Map, Tourism Brochure and area business information

Managed website, brochures and answered email, calls and walk ins at Visitors Center Monday-Saturday In addition, we provide tourism information (historical sites, venues etc.) as well as information on restaurants, lodging and area businesses.

### **Legend for Performance Report**

1. The data provided from the State of Texas is the most current available as lodging reporting lags three months behind and sales tax reporting lags two month behind.
2. Quarterly Lodging Sales Receipts for La Quinta and Best Western- These are provided to demonstrate current status and changes from last year.
3. Monthly Lodging Sales Receipts for La Quinta and Best Western- These are provided to demonstrate current status and changes from last year.
4. City of Kyle, Tx Sales Tax-This is provided as a measure found in tourism reporting to demonstrate economic impact of visitors both staying in lodging and day trippers.
5. Website Traffic-This measure is provided to demonstrate interest in Kyle, Texas via the internet.
6. Visitor Services- This measure indicates direct request for tourism information as well as request from our tourism partners such as State of Texas Travel Centers.
7. Media Placement-The measure describes media placement of tourism promotion for Kyle, Texas.



# KYLE CHAMBER OF COMMERCE

## Quarterly Tourism Report

July 1, 2012 – September 30, 2012

### Texas Hotel/Motel Performance – April 1, 2012 – June 30, 2012

| City         | No. of Rooms<br>FY 2012 | \$ Room Revenue<br>FY 2012 (000's) | Est. \$ Rate<br>FY 2011 | Est. \$ Rate<br>FY 2012 | Occupancy<br>FY 2011 | Occupancy<br>FY 2012 | Point<br>Change | YTD Point<br>Change |
|--------------|-------------------------|------------------------------------|-------------------------|-------------------------|----------------------|----------------------|-----------------|---------------------|
| Kyle         | 80                      | 591                                | 113.40                  | 98.5                    | 68.7                 | 82.4                 | 13.7            | 12.7                |
| Austin       | 22,170                  | 168,359                            | 109.29                  | 115.63                  | 70.2                 | 72.2                 | 2.0             | .85                 |
| Buda         | 313                     | 1,899                              | 80.21                   | 86.32                   | 66.7                 | 77.7                 | 10.5            | 7                   |
| San Marcos   | 1,661                   | 8,249                              | 76.92                   | 79.32                   | 62.8                 | 68.8                 | 6.0             | 3.6                 |
| Pflugerville | 64                      | 341                                | 85.25                   | 84.80                   | 68.7                 | 85.9                 | 17.2            | 17.3                |

| 2012 Quarterly Sales Receipts Apr-June |              |              |             |                 | 2012 Monthly Lodging August Sales Receipts |              |              |          |
|--|--------------|--------------|-------------|-----------------|--|--------------|--------------|----------|
| Hotel Name                             | 2011         | 2012         | %<br>Change | YTD %<br>Change | Hotel Name                                 | 2011         | 2012         | % Change |
| La Quinta Inn & Suites                 | 291,749.04   | \$304,944.41 | 4.4         | 3.5             | La Quinta Inn & Suites                     | \$103,262.57 | \$119,330.26 | 13.5     |
| Best Western Inn & Suites              | \$240,446.06 | \$234,847.73 | -2.4        | -2              | Best Western Inn & Suites                  | \$71,550.26  | \$84,291.90  | 15.2     |

Data provided by Office of the Governor

| City of Kyle Sales Tax              |                    |
|-------------------------------------|--------------------|
| Jul-12                              | 18.4% up from 2011 |
| Aug-12                              | -0.9% up from 2011 |
| Sept-12                             | 42% up from 2011   |
| <b>YTD Total: 9.8% up from 2011</b> |                    |

| Website Traffic          |        |         |
|--------------------------|--------|---------|
| Jul-12                   | Aug-12 | Sept-12 |
| 3448                     | 3778   | 4587    |
| <b>Total: 11,813</b>     |        |         |
| <b>YTD Total: 56,798</b> |        |         |

| Visitor Services             |               |           |
|------------------------------|---------------|-----------|
| July 1, 2012 - Sept 30, 2012 | # of Requests | YTD Total |
| Visitor Guide Requests       | 589           | 1360      |
| Additional Guide Dist.       | 500           | 2500      |
| Relocation Guides            | 250           | 550       |

| Media Placement |                    |                             |        |          |
|-----------------|--------------------|-----------------------------|--------|----------|
| Media Type      | Advertising Agency | Event/Service               | Cost   | Term     |
| Online Ads      | Google & Facebook  | Kyle Fair & 5k Kyle-o-Meter | \$2000 | 1 month  |
| Newspaper       | Community Impact   | Kyle Fair & Music Festival  | \$380  | 1 month  |
| Billboard       | Lamar Company      | Kyle Fair & Music Festival  | \$1844 | 1 month  |
| Print           | Lehman High School | Kyle Fair & Music Festival  | \$75   | 3 months |
| Website         | TourTexas.com      | Kyle Fair & Music Festival  | \$375  | 2 months |

Item # 4

| Tourism (July 1, 2012 - September 30, 2012)                           |                     |                     |                       |               |              |
|---|---------------------|---------------------|-----------------------|---------------|--------------|
| Expense Category  | Expense             | Budget              | \$ Over Budget        | % of Budget   | YTD % Budget |
| <b>Employee Services</b>  |                     |                     |                       |               |              |
| Salaries Exec<br>Dir/Admin/Bookkeeper/Hourly/Member<br>Sales Director | \$ 13,044.55        | \$ 47,759.91        | \$ (34,715.36)        | 27.31%        | 83.90%       |
| Staff development- training   | \$ 81.79            | \$ 1,000.00         | \$ (918.21)           | 8.18%         | 29.18%       |
| Payroll Expenses  | \$ 624.37           | \$ 3,550.93         | \$ (2,926.56)         | 17.58%        | 48.73%       |
| Travel & meetings expenses  | \$ 344.62           | \$ 1,000.00         | \$ (655.38)           | 34.46%        | 100.00%      |
| Employee Mileage Expense  | \$ 245.21           | \$ 1,545.00         | \$ (1,299.79)         | 15.87%        | 66.53%       |
| Board Expenses  | \$ 137.46           | \$ 772.50           | \$ (635.04)           | 17.79%        | 100.00%      |
| Contract Services   |                     | \$ 500.00           |                       |               | 100.00%      |
| <b>Category Total</b>   | <b>\$ 14,478.00</b> | <b>\$ 56,128.34</b> | <b>\$ (41,650.34)</b> | <b>25.80%</b> |              |
| <b>Office, Operational Expenses</b>                                   |                     |                     |                       |               |              |
| Office Supplies   | \$ 168.11           | \$ 1,030.00         | \$ (861.89)           | 16.32%        | 75.45%       |
| Utility Services  |                     | \$ 5,253.00         |                       |               |              |
| Credit Card Fees  | \$ 332.38           | \$ 772.50           | \$ (440.12)           | 43.03%        | 100.00%      |
| Telephone   | \$ 442.74           | \$ 2,214.50         | \$ (1,771.76)         | 19.99%        | 55.13%       |
| Website   |                     | \$ 1,030.00         |                       |               | 100.00%      |
| Janitorial Services   | \$ 80.00            | \$ 618.00           | \$ (538.00)           | 12.95%        | 100.00%      |
| Bank Charges  |                     | \$ 51.50            |                       |               | 2.43%        |
| Equipment Rental  | \$ 463.99           | \$ 1,339.00         | \$ (1,299.79)         | 15.87%        | 96.62%       |
| Internet Access   | \$ 103.90           | \$ 515.00           | \$ (411.10)           | 20.18%        | 68.47%       |
| Legal & Professional Fees   | \$ 1,144.65         | \$ 2,832.50         | \$ (1,687.85)         | 40.41%        | 100.00%      |
| Liability Insurance   | \$ 533.50           | \$ 2,060.00         | \$ (496.50)           | 51.80%        | 97.18%       |
| Misc expenses   | \$ 5.00             | \$ 257.50           | \$ (252.50)           | 1.94%         | 25.24%       |
| <b>Category Total</b>   | <b>\$ 3,274.27</b>  | <b>\$ 17,973.50</b> | <b>\$ (14,699.23)</b> | <b>18.20%</b> |              |
| <b>Promotional Expenses</b>   |                     |                     |                       |               |              |
| TTIA Conferences Attendance   | \$ 420.00           | \$ 2,575.00         | \$ (2,155.00)         | 16.31%        | 92.50%       |
| Promotional Items   | \$ 2,222.89         | \$ 4,000.00         | \$ (1,777.11)         | 55.57%        | 87.67%       |
| Kyle Fair Advertising   | \$ 3,836.50         | \$ 9,251.36         | \$ (5,414.86)         | 41.47%        | 42.01%       |
| Advertising Expense   |                     | \$ 8,000.00         |                       |               | 98.75%       |
| Fajita Fiesta Advertising   |                     | \$ 2,000.00         |                       |               | 64.05%       |
| Market Days   |                     |                     |                       |               |              |
| Maps  | \$ 258.00           | \$ 1,000.00         | \$ (742.00)           | 25.80%        | 25.80%       |
| Brochures   |                     | \$ 2,000.00         |                       |               | 65.05%       |
| Tourism Recognition Application                                       | \$ 119.92           | \$ 250.00           | \$ (130.08)           | 47.97%        | 100.00%      |
| Tourism Postage   | \$ 546.80           | \$ 1,030.00         | \$ (483.20)           | 53.09%        | 77.79%       |
| Printing & Reproduction   |                     | \$ 500.00           |                       |               | 100.00%      |
| Prizes and Awards   |                     | \$ 206.00           |                       |               |              |
| <b>Category Total</b>   | <b>\$ 7,404.11</b>  | <b>\$ 30,812.36</b> | <b>\$ (23,408.25)</b> | <b>24.00%</b> |              |
| <b>Event Sponsorship/Dues</b>   |                     |                     |                       |               |              |
| TACVB   |                     | \$ 300.00           |                       |               |              |
| Dues TTIA   |                     | \$ 300.00           |                       |               | 100.00%      |
| Dues TX Hotel/Motel Assn  |                     | \$ 300.00           |                       |               | 92.67%       |
| Dues TCCE   |                     | \$ 100.00           |                       |               | 85.00%       |

|                                 |                     |                      |                       |               |               |
|---------------------------------|---------------------|----------------------|-----------------------|---------------|---------------|
| Dues ACCE                       |                     | \$ 150.00            |                       |               |               |
| Dues US Chamber                 |                     | \$ 150.00            |                       |               |               |
| Sponsorship of TTIA Conference  | \$ 675.00           | \$ 1,000.00          | \$ (325.00)           | 67.50%        | 92.50%        |
| Kyle Fair Entertainment         | \$ 800.00           | \$ 15,000.00         | \$ (14,200.00)        | 5.33%         | 15.50%        |
| Golf Tournament-Tourism Related | \$ 1,216.50         | \$ 1,500.00          | \$ (283.50)           | 81.10%        | 93.79%        |
| 5K-Tourism Related              |                     | \$ 1,500.00          |                       |               |               |
| Vehicle Rental (Travel)         | \$ 275.72           | \$ 300.00            | \$ (24.28)            | 91.91%        | 98.05%        |
| <b>Category Total</b>           | <b>\$ 2,967.22</b>  | <b>\$ 20,600.00</b>  | <b>\$ (17,632.78)</b> | <b>14.40%</b> |               |
|                                 |                     |                      |                       |               |               |
| <b>Capital Expenses</b>         |                     |                      |                       |               |               |
| Computers, etc                  | \$ 29.77            | \$ 485.00            | \$ (455.23)           | 6.14%         | 80.55%        |
| <b>Category Total</b>           | <b>\$ 29.77</b>     | <b>\$ 485.00</b>     | <b>\$ (455.23)</b>    | <b>6.14%</b>  |               |
|                                 |                     |                      |                       |               |               |
| <b>Total Expense</b>            | <b>\$ 28,153.37</b> | <b>\$ 126,161.16</b> | <b>\$ (98,007.79)</b> | <b>22.30%</b> | <b>71.01%</b> |





# CITY OF KYLE, TEXAS

## Plum Creek Phase 1 Section 1H - Subdivision Improvement Acceptance

**Meeting Date:**  
**11/20/2012**  
**Date time: 7:00 PM**

**Subject/Recommendation:** A RESOLUTION OF THE CITY COUNCIL OF THE CITY OF KYLE, TEXAS, ACCEPTING PLUM CREEK PHASE 1 SECTION 1H SUBDIVISION IMPROVEMENTS; FINDING AND DETERMINING THAT THE MEETING AT WHICH THIS RESOLUTION IS PASSED WAS NOTICED AND IS OPEN TO THE PUBLIC AS REQUIRED BY LAW ~ *Steven Widacki, P. E., City Engineer*

**Other Information:** This is the formal acceptance of the Plum Creek Phase 1 Section 1H Subdivision Improvements.

**Budget Information:** N/A

---

Viewing Attachments Requires Adobe Acrobat. [Click here](#) to download.

**Attachments / click to download**

- [Resolution](#)
- [Exhibit A](#)
- [Exhibit B](#)
- [Exhibit C](#)

**RESOLUTION NO. \_\_\_\_\_**

**A RESOLUTION OF THE CITY COUNCIL OF THE CITY OF KYLE, TEXAS, ACCEPTING PLUM CREEK PHASE 1 SECTION 1H SUBDIVISION IMPROVEMENTS; FINDING AND DETERMINING THAT THE MEETING AT WHICH THIS RESOLUTION IS PASSED WAS NOTICED AND IS OPEN TO THE PUBLIC AS REQUIRED BY LAW.**

**WHEREAS**, the developer of this subdivision has completed construction of the improvements in general accordance with plans approved by the City of Kyle; and

**WHEREAS**, the subdivision improvements are defined as water, wastewater, street and drainage systems installed within public rights-of-way and any dedicated drainage or public utility easements within the subdivision; and

**WHEREAS**, the contractor has also provided the City a two (2) year maintenance bond in an amount of thirty five percent (35%) of the cost of the construction for any repairs that may be necessary during a one-year period from the date of acceptance by City Council.

**NOW, THEREFORE, BE IT RESOLVED BY THE CITY COUNCIL OF THE CITY OF KYLE, TEXAS** hereby accepts the public improvements and certifies completion of the improvements for Plum Creek Phase 1 Section 1H. The current maintenance surety is hereby \$86,000.00 being thirty five percent of the total cost of required improvements, to be held for two years from this date.

**SECTION 1.** That the subdivision improvements within Plum Creek Phase 1 Section 1H are hereby accepted for operation and maintenance.

**SECTION 2.** That it is hereby officially found and determined that the meeting at which this resolution is passed is open to the public and that public notice of the time, place, and purpose of said meeting was given as required by law.

**PASSED AND APPROVED** this the \_\_\_\_ day of \_\_\_\_\_, 2012.

CITY OF KYLE, TEXAS

\_\_\_\_\_  
Lucy Johnson, Mayor

ATTEST:

\_\_\_\_\_  
Amelia Sanchez, City Secretary

**EXHIBIT A**

STAFF ACCEPTANCE MEMO



# CITY OF KYLE

100 W. Center • P.O. Box 40 • Kyle, Texas 78640 • (512) 262-1010 • FAX (512) 262-3800

November 13, 2012

City Manager  
City of Kyle  
100 W. Center St.  
Kyle, TX 78640

RE: Plum Creek, Phase 1, Section 1H  
FINAL ACCEPTANCE

The referenced subdivision is recommended for acceptance by the City of Kyle.

A final walkthrough was completed on September 13, 2012, and the documented punch list items have been completed for the project. The paving, water, wastewater and storm drain lines have been constructed in substantial accordance with the City's subdivision ordinance and technical specifications. Additionally, record drawings have been provided to the City.

A Maintenance Bond (No. 37BSBGG5652) has been provided for a period of two (2) years.

Sincerely,

A handwritten signature in blue ink that reads "Steven D. Widacki".

Steven D. Widacki, P.E.  
City Engineer  
City of Kyle Engineering Dept.

Cc: Harper Wilder, Public Works Dept.  
Perwez Moheet, Finance Dept.

Item # 5

# Griffin Engineering Group, Inc.

11808 TEDFORD STREET  
AUSTIN, TEXAS 78753  
(512) 836-3113  
(512) 836-3103 FAX  
GENGINEERING@AUSTIN.RR.COM  
FIRM REGISTRATION F -634

Civil Engineering  
Site Analysis  
Planning

October 31, 2012

Mr. Steven D. Widacki, P.E.  
City Engineer  
City of Kyle  
520 East RR150  
Kyle, Texas 78640


**RE: PLUM CREEK PHASE 1, SECTION 1H**

Dear Mr. Widacki,


Attached is the December 4, 2011 contract between M.D. Harwell and the Owner/Developer of the above project. It is my understanding that this \$245,999.00 contract represents the final costs for the project.

If you need additional information, please do not hesitate to contact my office.

Sincerely,



Gregory Griffin, P.E.  
President



Item # 5



M.D. HARWELL  
 SITE DEVELOPMENT  
 830-822-5436  
[www.mdharwellsitework.com](http://www.mdharwellsitework.com)

**PROPOSAL**  
 Dec. 4, 2011

Project: Plum Creek Phase 1  
 FM 2270 and Old Stagecoach Rd.  
 Kyle, Texas

Attn: Mark Tedder John Patton Austin Sonics

**SITE PREPARATION** We propose to install silt fencing, install stabilized entrance, excavate to establish proposed sub-grade elevation's, spread excess material's, import 8 Inches of flexible base, spray prime coat, pave 1.5 in. of type d asphalt, re-vegetate site.  
**Sub Total \$ 51,780.00**

**WATER** We proposed to tie to existing 8 in. waterline-1 ea, 8 in. C-900 PVC -450 lf, 8 in 45 bend-4ea, 8 in. tee-1 ea, 6 in. gate valve-4ea, 6 in DIP- 481lf, 6 in cap-2ea, 8x1.5 in tap-1 1.5 in. PVC -121lf, 1.5 cap-2EA, 12 in tee on existing line (assume DIP or C900) -1 ea, 12 In gate valve -3 ea, 12 in bend - 2 ea, 12 in plug-1 ea, 12 in C900 PVC -599lf, 12x6 tee-4 ea, fire hydrant-2ea, 12x1.5 in tap-1 ea, 8 in gate valve-1 ea, 2 in blow off assembly - 1 ea trench safety, bedding material and backfill/compact our trenches..  
**Sub Total \$ 87,219.00**

**WASTEWATER** Install new manhole on existing stub-1 ea, 8 in. PVC-687lf, 8 in. cap -3 ea. New manhole-4 ea. Trench safety, backfill/compact..  
**Sub Total 41,500.00**

**STORM DRAIN** Install 30 in CL IV RCP-76lf, 4x4 grate inlet-1 ea, 21 in RCP-230lf, 21 in. RCP wye-1 ea, 18 in. RCP-230lf, 18 in. RCP bend-1 ea, 18 in. RCP plug-2 ea, 10ft. Curb inlet-2 ea. Remove existing 4x4 grate inlet-1ea. Trench safety, backfill/compact.  
**Sub Total \$ 31,600.00**

**CONCRETE** Pour 947lf of curb and gutter, 176 lf of ribbon, signage, pour handicap 2 ea, 1,000 sq. ft. pavers, sidewalk 2,826 sq.ft. ....  
**Sub Total \$ 32,120.00**

**HANDICAP** Install additional Handicap Ramp's, Stop Sign, and Stop Bars per : City Of Kyle comments dated Nov. 18,2011.  
**Sub Total \$ 1,780.00**

**Total 245,999.00**

**CONTINGENCY** Rock excavation. ( if encountered)  
**\$ 5,400.00**

**CONTINGENCY** Excess material from Road excavation.. ( if required)  
**\$ 5,000.00**

Respectfully Submitted By:  
 M.D. Harwell

Approved  
 John Patton  
 Development  
 Austin Sonics LLC  
 12/13/11

Item # 5

**EXHIBIT B**

MAINTENANCE BOND

**MAINTENANCE BOND**

**KNOW ALL MEN BY THESE PRESENTS:** That we Nomoland Company, LP  
 Principal and Hartford Fire Insurance Company  
 Surety, are held and firmly bound unto The City of Kyle, 520 East RR 150, Kyle, TX 78640  
 Obligee, in the sum of Eighty Six Thousand and no/100  
(\$86,000.00) for the payment of which we bind ourselves, our legal representatives,  
 successors and assigns, jointly and severally, firmly by these presents.

Item #

**WHEREAS**, the Principal has agreed assure the quality of materials, workmanship, and maintenance of all required improvements for Plum Creek Ph. 1 Sec 1H per City Code, Sec. 43.53 (j).

**NOW, THEREFORE, THE CONDITION OF THIS OBLIGATION IS SUCH**, that if Principal shall indemnify the Obligee for all loss that the Obligee may sustain by reason of Principal's failure to perform the maintenance until 11/6/14, then this obligation shall be null and void; otherwise it shall remain in full force and effect.

No right of action shall accrue on this bond to or for the use of any person or corporation other than the Obligee named herein or the heirs, executors, administrators, or successors of the Obligee.

Signed, sealed and dated this 6<sup>th</sup> day of November 2012.

Nomoland Company, LP

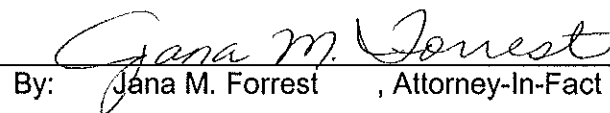
(Seal)



By: Reeder E. Rath, v. Pres.

Hartford Fire Insurance Company

(Seal)



By: Jana M. Forrest, Attorney-In-Fact



# POWER OF ATTORNEY

Direct Inquiries/Claims to:

THE HARTFORD

BOND, T-4

P.O. BOX 2103, 690 ASYLUM AVENUE  
HARTFORD, CONNECTICUT 06115

call: 888-266-3488 or fax: 860-757-5835

Agency Code: 37-271059

KNOW ALL PERSONS BY THESE PRESENTS THAT:

- Hartford Fire Insurance Company, a corporation duly organized under the laws of the State of Connecticut
- Hartford Casually Insurance Company, a corporation duly organized under the laws of the State of Indiana
- Hartford Accident and Indemnity Company, a corporation duly organized under the laws of the State of Connecticut
- Hartford Underwriters Insurance Company, a corporation duly organized under the laws of the State of Connecticut
- Twin City Fire Insurance Company, a corporation duly organized under the laws of the State of Indiana
- Hartford Insurance Company of Illinois, a corporation duly organized under the laws of the State of Illinois
- Hartford Insurance Company of the Midwest, a corporation duly organized under the laws of the State of Indiana
- Hartford Insurance Company of the Southeast, a corporation duly organized under the laws of the State of Florida

having their home office in Hartford, Connecticut, (hereinafter collectively referred to as the "Companies") do hereby make, constitute and appoint, up to the amount of unlimited:

Bret S. Burton, Jana M. Forrest, Richard K. Stone, Tim H. Heffel, Desiree E. Westmoreland, Kathleen A. Snyder, Emily R. Terhune  
of  
Wichita, KS

their true and lawful Attorney(s)-in-Fact, each in their separate capacity if more than one is named above, to sign its name as surety(ies) only as delineated above by , and to execute, seal and acknowledge any and all bonds, undertakings, contracts and other written instruments in the nature thereof, on behalf of the Companies in their business of guaranteeing the fidelity of persons, guaranteeing the performance of contracts and executing or guaranteeing bonds and undertakings required or permitted in any actions or proceedings allowed by law.

In Witness Whereof, and as authorized by a Resolution of the Board of Directors of the Companies on January 22, 2004 the Companies have caused these presents to be signed by its Assistant Vice President and its corporate seals to be hereto affixed, duly attested by its Assistant Secretary. Further, pursuant to Resolution of the Board of Directors of the Companies, the Companies hereby unambiguously affirm that they are and will be bound by any mechanically applied signatures applied to this Power of Attorney.



*Scott Sadowsky*

Scott Sadowsky, Assistant Secretary

*M. Ross Fisher*

M. Ross Fisher, Assistant Vice President

STATE OF CONNECTICUT }  
COUNTY OF HARTFORD } ss.

On this 3<sup>rd</sup> day of March, 2008, before me personally came M. Ross Fisher, to me known, who being by me duly sworn, did depose and say: that he resides in the County of Hartford, State of Connecticut; that he is the Assistant Vice President of the Companies, the corporations described in and which executed the above instrument; that he knows the seals of the said corporations; that the seals affixed to the said instrument are such corporate seals; that they were so affixed by authority of the Boards of Directors of said corporations and that he signed his name thereto by like authority.



CERTIFICATE

*Scott E. Paseka*

Scott E. Paseka  
Notary Public  
Commission Expires October 31, 2012

I, the undersigned, Assistant Vice President of the Companies, DO HEREBY CERTIFY that the above and foregoing is a true and correct copy of the Power of Attorney executed by said Companies, which is still in full force effective as of 11-6-12  
Signed and sealed at the City of Hartford.



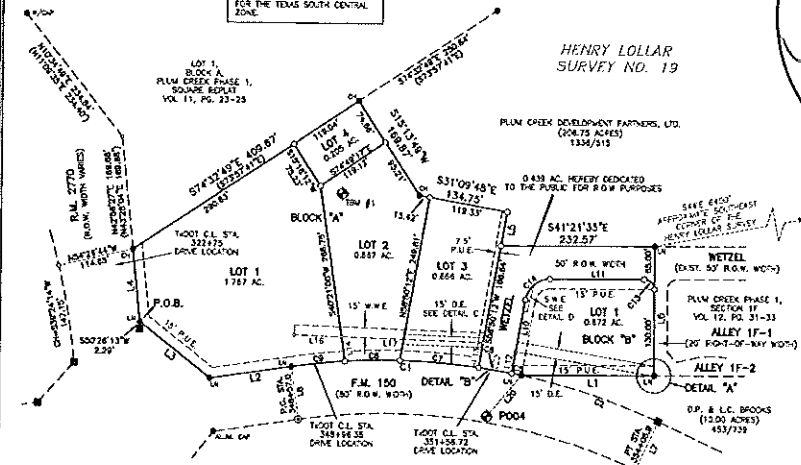
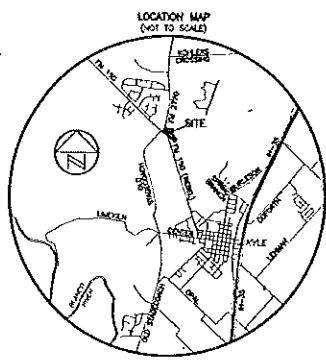
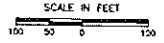
*Gary W. Slumper*

Gary W. Slumper, Assistant Vice President

**EXHIBIT C**  
SUBDIVISION MAP

# PLUM CREEK PHASE 1 SECTION 1H HAYS COUNTY, TEXAS FINAL PLAT

CHAPARRAL CONTROL POINT P004  
CONCRETE MONUMENT/DISC SET  
ELEV. 810.27 (HMA OPUS NOS)  
SURFACE COORDINATES  
N 13918324.8854  
E 2319847.8555  
TEXAS SOUTH-CENTRAL ZONE  
STATE PLANE COORDINATES  
N 13918324.8854  
E 2319847.8555  
COMBINED SCALE FACTOR:  
0.99999763  
BEARING BASIS IS GRID AZIMUTH  
FOR THE TEXAS SOUTH-CENTRAL  
ZONE.



HENRY LOLLAR  
SURVEY NO. 19

PLUM CREEK DEVELOPMENT PARTNERS, LTD.  
(OWNER'S AGENTS)  
1336/515

- LEGEND**
- 1/2" PEARL FOUND
  - 1/2" PEARL WITH L&I CAP FOUND
  - ◐ 1/2" PEARL WITH CHAPARRAL CAP FOUND
  - 1/2" PEARL WITH CAP SET
  - CALCULATED POINT
  - ⊙ TIGHT TYPE IR DISK FOUND
  - ⊞ CONC HIGHWAY MARK FOUND
  - ⊕ BENCHMARK/CONTROL POINT LOCATION
  - R.O.M. RIGHT-OF-WAY
  - W.E. WATER EASEMENT
  - W.W.E. WASTEWATER EASEMENT
  - D.E. DRAINAGE EASEMENT
  - P.U.E. PUBLIC UTILITY EASEMENT
  - L.E. LANDSCAPE EASEMENT
  - S.W.E. SIDEWALK EASEMENT

| NO. | BEARING     | LENGTH | BEARING              |
|-----|-------------|--------|----------------------|
| L1  | N41°22'32"W | 201.86 | (N47°40'30"W)        |
| L2  | N49°14'50"W | 174.93 | (N48°50'40"W 124.82) |
| L3  | N02°47'48"W | 155.56 | (N02°18'30"W 138.63) |
| L4  | N42°56'27"E | 110.13 | (N43°27'39"E)        |
| L5  | S58°47'49"W | 51.93  |                      |
| L6  | S48°38'34"W | 185.00 | (S48°12'04"W 195.00) |
| L7  | S72°13'07"W | 80.07  |                      |
| L8  | S42°23'18"W | 80.05  |                      |
| L9  | NOT USED    |        |                      |
| L10 | N58°50'12"E | 112.21 |                      |
| L11 | S41°21'35"E | 143.57 |                      |
| L12 | S58°50'12"W | 32.82  |                      |
| L13 | S58°44'55"W | 38.06  |                      |
| L14 | N46°21'00"E | 37.02  |                      |
| L15 | NOT USED    |        |                      |
| L16 | N39°19'44"W | 72.70  |                      |
| L17 | S32°19'36"E | 218.93 |                      |
| L18 | N58°35'18"E | 13.30  |                      |
| L19 | S58°35'18"W | 13.30  |                      |
| L20 | S89°01'15"W | 80.50  |                      |
| L21 | S83°12'47"W | 41.03  |                      |
| L22 | N32°17'36"W | 5.48   |                      |
| L23 | N58°50'12"E | 18.76  |                      |
| L24 | S58°50'12"W | 95.45  |                      |

**SURVEYOR'S CERTIFICATION**  
STATE OF TEXAS  
COUNTY OF TEXAS

I, THE UNDERSIGNED, A REGISTERED PROFESSIONAL LAND SURVEYOR IN THE STATE OF TEXAS, HEREBY CERTIFY THAT THIS PLAT IS TRUE AND CORRECT, THAT IT WAS PREPARED FROM AN ACTUAL SURVEY OF THE PROPERTY MADE UNDER MY SUPERVISION ON THE GROUND, AND THAT ALL NECESSARY SURVEY MONUMENTS ARE CORRECTLY SET OR FOUND AS SHOWN TO THE BEST OF MY KNOWLEDGE. THIS PLAT COMPLETS WITH ORDINANCE NO. 308 OF THE CITY CODE OF WYLLIE WITH THE EXCEPTION OF THE EASEMENT NOTED ON SHEET 2, WHICH IS TO BE LOCATED, ALL PLUTABLE EASEMENTS OF RECORD AS FOUND ON THE TITLE POLICY ISSUED BY ALAMO TITLE INSURANCE CO., NO. 243-200151, EFFECTIVE DATE MAY 28, 2011, ISSUED TO THE OWNER OF THE PROPERTY, ARE SHOWN.

DATE OF SURVEY: JULY 01, 2008, REVISED MAY 20, 2011

*Robert C. Watts, Jr.*  
1-17-12

ROBERT C. WATTS, JR.  
REGISTERED PROFESSIONAL LAND SURVEYOR 4935  
CHAPARRAL PROFESSIONAL LAND SURVEYING, INC.  
3000 WIGGALL LANE  
AUSTIN, TEXAS 78744  
512-443-1724 F  
512-383-0443 F



**ENGINEER'S CERTIFICATION**  
STATE OF TEXAS  
FROM ALL MEN BY THESE PRESENTS  
COUNTY OF TEXAS

I, GREGORY GRIFIN, AM AUTHORIZED UNDER THE LAWS OF THE STATE OF TEXAS TO PRACTICE THE PROFESSION OF ENGINEERING, AND HEREBY CERTIFY THAT THIS PLAT IS FEASIBLE FROM AN ENGINEERING STANDPOINT, AND IS TRUE AND CORRECT TO THE BEST OF MY KNOWLEDGE.

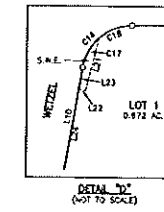
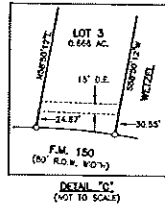
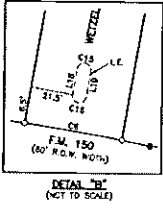
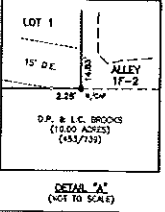
THE TRACT SHOWN HEREON LIES WITHIN ZONE "D" (AREAS DETERMINED TO BE OUTSIDE 500-YEAR FLOOD PLAINS), AS ESTABLISHED BY THE REGIONAL EMERGENCY MANAGEMENT AGENCY, FEDERAL INSURANCE ADMINISTRATION, AS SHOWN ON MAP NO. 482900220F, DATED SEPTEMBER 2, 2002, FOR HAYS COUNTY, TEXAS AND INCORPORATED AREAS. IF THIS SITE IS NOT WITHIN AN IDENTIFIED SPECIAL FLOOD HAZARD AREA.

*Gregory Griffin, P.E.*  
1-17-12

GREGORY GRIFIN, P.E.  
PROFESSIONAL ENGINEER  
NO. 84111 STATE OF TEXAS  
ENGINEERING BY:  
GRIFIN ENGINEERING GROUP, INC.  
FIRM REGISTRATION # 434  
11711 MORSE LAKE BLVD.  
AUSTIN, TEXAS 78758  
(512) 836-3113 PHONE



| NO. | DELTA      | RADIUS | TAN      | ARC    | CHORD  | BEARING     | BEARING           | (RECORD INFO) |
|-----|------------|--------|----------|--------|--------|-------------|-------------------|---------------|
| C1  | 207°16'12" | 934.93 | 177.85   | 351.99 | 350.15 | N27°29'51"W | N=94485, D=291824 |               |
| C2  | 17°39'17"  | 934.93 | 110.37   | 219.25 | 219.25 | N25°04'41"W | (S21°55' 218.43)  |               |
| C3  | 134°03'32" | 60.00  | 141.55   | 140.30 | 110.48 | S81°13'09"E |                   |               |
| C4  | 43°53'23"  | 25.00  | 10.07    | 19.15  | 18.62  | S19°24'45"E |                   |               |
| C5  | 0°50'59"   | 934.93 | 7.38     | 14.76  | 14.76  | N27°47'14"W |                   |               |
| C6  | 2°32'47"   | 934.93 | 25.01    | 50.01  | 50.00  | N31°39'07"W |                   |               |
| C7  | 8°54'31"   | 934.93 | 80.05    | 119.97 | 119.90 | N35°32'47"W |                   |               |
| C8  | 4°51'52"   | 934.93 | 42.00    | 84.34  | 84.33  | N42°25'45"W |                   |               |
| C9  | 4°48'29"   | 924.93 | 41.48    | 82.91  | 82.62  | N47°14'42"W |                   |               |
| C10 | NOT USED   |        |          |        |        |             |                   |               |
| C11 | NOT USED   |        |          |        |        |             |                   |               |
| C12 | NOT USED   |        |          |        |        |             |                   |               |
| C13 | 90°00'00"  | 15.00  | 15.00    | 21.66  | 21.21  | N03°18'30"E |                   |               |
| C14 | 72°48'14"  | 38.50  | 32.19    | 53.62  | 49.39  | N81°15'41"W |                   |               |
| C15 | 180°00'00" | 3.50   | INFINITE | 11.00  | 7.00   | N31°24'42"W |                   |               |
| C16 | 180°00'00" | 3.50   | INFINITE | 11.00  | 7.00   | S31°24'42"E |                   |               |
| C17 | 39°04'00"  | 38.50  | 13.66    | 28.28  | 25.75  | S78°22'12"W |                   |               |
| C18 | 40°44'14"  | 38.50  | 14.29    | 27.37  | 26.60  | N51°43'42"W |                   |               |



OWNER: HOWLAND COMPANY, LP  
ADDRESS: P.O. BOX 8178  
DALLAS, TEXAS 75213-1175  
PHONE: (405) 722-9390 FAX: (405) 720-8113

ACREAGE: 4.816 AC.  
SURVEY: HENRY LOLLAR SURVEY NO. 19  
NUMBER OF LOTS AND PROPOSED USE: 4 COMMERCIAL  
DATE: MAY 20, 2011  
SURVEYOR: ROBERT C. WATTS, JR.  
PHONE: (512) 443-1724 FAX: (512) 389-0943  
ENGINEER: GREGORY GRIFIN, P.E.  
PHONE: (512) 836-3113 FAX: (512) 834-3103

PROJECT NO.:  
533-001  
DRAWING NO.:  
533-001-PL-4  
PLOT DATE:  
01/17/12  
PLOT SCALE:  
1"=100'  
DRAWN BY:  
JCS  
SHEET  
01 OF 02

**PLUM CREEK PHASE 1 SECTION 1H  
HAYS COUNTY, TEXAS  
FINAL PLAT**

OWNER'S ACKNOWLEDGMENT  
STATE OF OKLAHOMA  
COUNTY OF OKLAHOMA

KNOW ALL MEN BY THESE PRESENTS:

THAT HOWLAND COMPANY, LP, A TEXAS LIMITED PARTNERSHIP, OWNER OF THAT CERTAIN 6.532 ACRE TRACT OF LAND OUT OF THE HENRY LOLLAR SURVEY 19, SITUATED IN HAYS COUNTY TEXAS, AS CONVEYED TO IT BY DEED DATED JUNE 12, 2011, AND RECORDED IN VOLUME 4132, PAGE 449, OFFICIAL PUBLIC RECORDS OF HAYS COUNTY, TEXAS,

SALE AND EXCEPT THAT CERTAIN 0.033 ACRE TRACT OF LAND OUT OF 5.048 HENRY LOLLAR SURVEY 19, AS CONVEYED BY OWNER BY DEED DATED JUNE 12, 2011, AND RECORDED IN VOLUME 4132, PAGE 449, OFFICIAL PUBLIC RECORDS OF HAYS COUNTY, TEXAS,

AND BEING THE OWNER OF THAT CERTAIN 0.156 ACRE TRACT OF LAND OUT OF THE HENRY LOLLAR SURVEY 19, SITUATED IN HAYS COUNTY TEXAS, AS CONVEYED TO IT BY DEED DATED JUNE 12, 2011, AND RECORDED IN VOLUME 4132, PAGE 449, OFFICIAL PUBLIC RECORDS OF HAYS COUNTY, TEXAS,

DOES HEREBY PLAT 4.616 ACRES, BEING THE LAND CONVEYED IN THE AFORESAID DEED AND SHOWN ON THIS PLAT AND DESIGNATED HEREIN AS PLUM CREEK PHASE 1 SECTION 1H AND WHOSE NAME IS SUBSCRIBED HERETO, HEREBY DEDICATE TO THE USE OF THE PUBLIC FOR ALL STREETS AND EASEMENTS THEREON SHOWN FOR THE PURPOSE AND CONSIDERATION THEREIN EXPRESSED.

IN WITNESS WHEREOF, HOWLAND COMPANY, LP, HAS CAUSED THIS INSTRUMENT TO BE EXECUTED BY RALPH L. WASON, PRESIDENT OF SOY FINANCE, L.L.C. GENERAL PARTNER OF HOWLAND COMPANY, LP.

HOWLAND COMPANY, LP  
P.O. BOX 22775  
OKLAHOMA CITY, OK 73123-1775

BY: SOY FINANCE, L.L.C. GENERAL PARTNER

BY: *Ralph L. Wason*  
RALPH L. WASON, PRESIDENT

STATE OF OKLAHOMA  
COUNTY OF OKLAHOMA

THIS INSTRUMENT WAS ACKNOWLEDGED BEFORE ME ON the 21st day of November 2011, BY RALPH L. WASON, AS PRESIDENT OF SOY FINANCE, L.L.C. GENERAL PARTNER OF HOWLAND COMPANY, LP, ON BEHALF OF SAID LIMITED PARTNERSHIP.

BY: *Margaret A. Oden*  
MARGARET A. ODEN, CLERK



CONSENT OF LEND HOLDER

STATE OF OKLAHOMA  
COUNTY OF TULSA

KNOW ALL MEN BY THESE PRESENTS THAT I HARLEY W. THOMAS, TRUSTEE, AGENT OF THE LEND HOLDER OF THE CERTAIN TRACT OF LAND REFERENCED IN THE ABOVE REFERENCED INSTRUMENTS, OFFICIAL RECORDS OF HAYS COUNTY, TEXAS, DO HEREBY CONSENT TO THE SUBDIVISION OF SAID 4.616 ACRES OF LAND SITUATED IN THE CITY OF KYLE, HAYS COUNTY, TEXAS, AND DO FURTHER HEREBY JOIN, APPROVE, AND CONSENT TO THE DEDICATION TO THE PUBLIC USE FOR THE STREETS, ALLEYS, EASEMENTS AND ALL OTHER LANDS INTENDED FOR PUBLIC DEDICATION SHOWN HEREON.

FAM BANK & TRUST COMPANY  
1330 S. HARVARD  
TULSA, OK 74112

BY: *Harley W. Thomas*  
HARLEY W. THOMAS  
502 WEST SOUTH STREET  
TULSA, OK 74113

THIS INSTRUMENT WAS ACKNOWLEDGED BEFORE ME ON the 21st day of November 2011, BY HARLEY W. THOMAS, ON BEHALF OF LAW BANK & TRUST COMPANY.

BY: *Adrian M. Mohr*  
ADRIAN M. MOHR, CLERK



PLANNING AND ZONING COMMISSION CERTIFICATION

STATE OF TEXAS  
COUNTY OF HAYS

I, THE UNDERSIGNED CHAIRPERSON OF THE PLANNING AND ZONING COMMISSION OF THE CITY OF KYLE HEREBY CERTIFY THAT THIS SUBDIVISION PLAT CONFORMS TO ALL REQUIREMENTS OF THE SUBDIVISION REGULATIONS OF THE CITY OF KYLE TO WHICH THE COMMISSION'S APPROVAL IS REQUIRED.

BY: *Whit S. K...*  
CHAIRPERSON

THIS PLAT (PLUM CREEK PHASE 1, SECTION 1H) HAS BEEN SUBMITTED TO AND CONSIDERED BY THE PLANNING AND ZONING COMMISSION OF THE CITY OF KYLE, TEXAS AND IS HEREBY APPROVED BY THE COMMISSION.

DATE: THIS 21st day of Nov. 2011 A.D.

BY: *Whit S. K...*

ATTEST:  
BY: *Amelia J...*  
CITY SECRETARY

THIS PLAT (PLUM CREEK PHASE 1, SECTION 1H) HAS BEEN SUBMITTED TO AND CONSIDERED BY THE CITY COUNCIL OF THE CITY OF KYLE, TEXAS AND IS HEREBY APPROVED BY THE COUNCIL.

DATE: THIS 21st day of Nov. 2011 A.D.

BY: *Whit S. K...*

ATTEST:  
BY: *Amelia J...*  
CITY SECRETARY

COUNTY CLERK CERTIFICATION

STATE OF TEXAS  
COUNTY OF HAYS

KNOW ALL MEN BY THESE PRESENTS:

THAT LEE O. GONZALES, CLERK OF HAYS COUNTY COURT, DOES HEREBY CERTIFY THAT THE FOREGOING INSTRUMENT OF WRITING AND CERTIFICATE OF AUTHENTICATION WAS FILED FOR RECORD IN MY OFFICE ON the 21st day of Nov. 2011 A.D. IN THE PLAT RECORDS OF SAID COUNTY AND STATE IN PLAT BOOK NO. PAGE(S) \_\_\_\_\_ WITNESS MY HAND AND SEAL OF OFFICE OF THE COUNTY CLERK OF SAID COUNTY ON THIS 21st day of Nov. 2011 A.D. FILED FOR RECORD AT \_\_\_\_\_ O'CLOCK \_\_\_\_\_ IN THIS THE 21st day of Nov. 2011 A.D.

LEE O. GONZALES, CLERK

STATE OF TEXAS  
COUNTY OF HAYS

KNOW ALL MEN BY THESE PRESENTS:

THAT LEE O. GONZALES, CLERK OF HAYS COUNTY COURT, DOES HEREBY CERTIFY THAT THE FOREGOING INSTRUMENT OF WRITING AND CERTIFICATE OF AUTHENTICATION WAS FILED FOR RECORD IN MY OFFICE ON the 21st day of Nov. 2011 A.D. IN THE PLAT RECORDS OF SAID COUNTY AND STATE IN PLAT BOOK NO. PAGE(S) \_\_\_\_\_ WITNESS MY HAND AND SEAL OF OFFICE OF THE COUNTY CLERK OF SAID COUNTY ON THIS 21st day of Nov. 2011 A.D. FILED FOR RECORD AT \_\_\_\_\_ O'CLOCK \_\_\_\_\_ IN THIS THE 21st day of Nov. 2011 A.D.

LEE O. GONZALES, CLERK

**GRIFFIN ENGINEERING GROUP, INC.**  
11711 NORTH LAMAR, AUSTIN, TEXAS 78753 (512) 836-3113

EASEMENT NOTE:  
A 20' WASTERATER EASEMENT RECORDED IN VOLUME 558, PAGE 763, VOLUME 592, PAGE 730 AND VOLUME 978, PAGE 355 IS HEREBY RELEASED AND/OR VACATED BY THE CITY OF KYLE AND/OR OTHER INTERESTED PARTIES.

EASEMENTS ARE RESERVED AS FOLLOWS: A FIFTEEN (15) FOOT PAVEMENT IS HEREBY DEDICATED ADJACENT TO ALL STREET FRONT (WITH THE EXCEPTION OF LOT 3, BLOCK A). A TEN (10) FOOT PAVEMENT IS HEREBY DEDICATED ALONG EACH SIDE LOT LINE AND A TEN (10) FOOT PAVEMENT IS HEREBY DEDICATED ADJACENT TO ALL 35' LOT LINES ON ALL LOTS. A 7.5' PAVEMENT IS HEREBY DEDICATED ADJACENT TO WETZEL STREET RIGHT-OF-WAY AND SOUTH-EASTERLY BOUNDARY OF LOT 3.

SITE DEVELOPMENT NOTE:  
SITE DEVELOPMENT PLAN FOR EACH LOT SHALL BE SUBMITTED FOR REVIEW AND APPROVAL BY THE CITY OF KYLE IN ACCORDANCE WITH ORDINANCE 311 PRIOR TO ISSUANCE OF SITE DEVELOPMENT PERMIT.

BUILDING LINE NOTE:  
BUILDING SETBACKS SHALL CONFORM TO THE CITY OF KYLE ORDINANCE NO. 311.

SEWERAGE NOTE:  
SEWERAGE SHALL BE INSTALLED ON BOTH SIDES OF WETZEL STREET AS PART OF THE SUBDIVISION CONSTRUCTION.

DRAINAGE EASEMENT NOTE:  
OBSTRUCTIONS WITHIN DRAINAGE EASEMENTS ARE PROHIBITED.

STREET NOTE:  
AREA OF WETZEL STREET IS 0.439 ACRES (APPROX. 18,154 SQ. FT.) AND IS 378 FT. LONG.

GENERAL NOTES:  
THIS PLAN SHALL BE DEVELOPED IN COMPLIANCE WITH THE PLUM CREEK PUD, ORDINANCE 311 AND 308. DRIVEWAY ACCESS TO ALLEY 1F-1 AND ALLEY 1F-2 IS PROHIBITED FROM LOT 1, BLOCK B.

USERS OF LOTS 1, 2, AND 3 OF BLOCK A SHALL HAVE RECIPROCAL ACCESS FOR INGRESS AND EGRESS OVER DRIVE LANES, FALE LANES AND DRIVEWAYS.

PERMIT APPROVAL FROM TxDOT SHALL BE REQUIRED FOR ANY DRIVEWAY AND STREET ACCESSING FM 2770 AND FM 150 NOT PREVIOUSLY PERMITTED BY TxDOT.

ELECTRIC UTILITY CONSTRUCTION ON A LOT SHALL BE INCLUDED IN THE SITE DEVELOPMENT PERMIT. ELECTRIC SERVICE TO EACH LOT SHALL BE UNDERGROUND.

THE MAINTENANCE AND IRRIGATION OF LANDSCAPE EASEMENT AREAS ARE THE RESPONSIBILITY OF LOT OWNERS OF SECTION 1H OR PLUM CREEK HOMEOWNERS ASSOCIATION.

4.616 AC.  
HENRY LOLLAR SURVEY NO. 19  
PERMETER DESCRIPTION:

A DESCRIPTION OF 4.616 ACRES (APPROX. 201,054 S.F.) IN THE HENRY LOLLAR SURVEY NO. 19, HAYS COUNTY, TEXAS, BEING A PORTION OF A 4.532 ACRE TRACT DESCRIBED IN A SPECIAL WARRANTY DEED TO HOWLAND COMPANY, LP, A TEXAS LIMITED PARTNERSHIP, DATED JUNE 12, 2011, AND RECORDED IN VOLUME 4132, PAGE 449 OF THE OFFICIAL PUBLIC RECORDS OF HAYS COUNTY, TEXAS, AND THAT CERTAIN 0.156 ACRE TRACT OUT OF THE HENRY LOLLAR SURVEY 19, HAYS COUNTY, TEXAS, AS CONVEYED TO HOWLAND COMPANY, LP, BY SPECIAL WARRANTY DEED DATED JUNE 12, 2011, AND RECORDED IN VOLUME 4132, PAGE 449 OF THE OFFICIAL PUBLIC RECORDS OF HAYS COUNTY, TEXAS, AND BEING A PORTION OF A 206.75 ACRE TRACT DESCRIBED IN A SPECIAL WARRANTY DEED TO CHOPPAI DEVELOPMENT PARTNERS, L.P., DATED AUGUST 11, 1997 OF RECORD IN VOLUME 1352, PAGE 513 OF THE OFFICIAL PUBLIC RECORDS OF HAYS COUNTY, TEXAS, SAID 4.616 ACRES BEING MORE PARTICULARLY DESCRIBED BY METES AND BOUNDS AS FOLLOWS:

BEGINNING of a 1/2" rebar with LA cap found at the intersection of the east right-of-way line of R.M. 2770 (right-of-way each way) and the north right-of-way line of F.M. 150 (80' right-of-way each), also being in the west line of 206.75 acre tract, from which a concrete highway monument found bears South 02°21' West, a distance of 2.26 feet.

THENCE North 42°36'27" East, with the east right-of-way line of said R.M. 2770 and the west line of the 4.532 acre tract, a distance of 110.13 feet to a 1/2" rebar with Choppai cap found for the southwest corner of lot 1, Block A Plum Creek Phase 1, Square Paved, a subdivision of record in Volume 11, Page 23-25 of the Hays County Plat Records;

THENCE South 76°32'48" East, with the north line of the 4.532 acre tract, being the south line of lot 1, a distance of 409.87 feet to a 1/2" rebar with Choppai cap found for the northeast corner of the 4.532 acre tract;

THENCE South 19°13'49" West, with the east line of the 4.532 acre tract, a distance of 169.87 feet to a 1/2" rebar with Choppai cap found;

THENCE over and across the 206.75 acre tract, the following two (2) courses and distances:

1. South 31°09'48" East, a distance of 134.75 feet to a 1/2" rebar with Choppai cap set;

2. South 55°47'49" West, a distance of 18.51 feet to a 1/2" rebar with Choppai cap set in the east line of the 4.532 acre tract;

THENCE over and across the 4.532 acre tract, the following two (2) courses and distances:

1. South 58°47'49" West, a distance of 51.93 feet to a 1/2" rebar with Choppai cap set;

2. South 41°21'35" East, a distance of 232.57 feet to a 1/2" rebar with LA cap found in the northeast right-of-way line of Wetzel Street (50' right-of-way), for the southeast corner of the 206.75 acre tract, being also the northwestern corner of Plum Creek Phase 1, Section 1H and also being in the northeast line of a 10.00 acre tract described in Volume 433, Page 739 of the Deed Records of Hays County, Texas;

THENCE South 48°38'34" West, with the south line of the 4.532 acre tract, being also the north line of said Plum Creek Phase 1, Section 1H, a distance of 165.00 feet to a 1/2" rebar with LA cap found in the south line of the 206.75 acre tract for the northeast corner of Plum Creek Phase 1, Section 1H and also being in the northeast line of a 10.00 acre tract described in Volume 433, Page 739 of the Deed Records of Hays County, Texas;

THENCE North 41°22'32" West, with the south line of the 206.75 acre tract and the north line of said 10.00 acre tract, a distance of 201.86 feet to a 1/2" rebar with LA cap found in the north right-of-way line of said F.M. 150 for the northeast corner of the 10.00 acre tract, from which a concrete highway monument found for point of beginning station 324+58.8 bears along a curve to the right having a radius of 894.83 feet, an arc length of 219.75 feet and chord which bears South 27°04'41" East, a distance of 212.30 feet;

THENCE with the north right-of-way line of F.M. 150 and the south and west lines of the 206.75 acre tract, the following three (3) courses:

1. Along a curve to the left having a radius of 894.83 feet, an arc length of 331.62 feet and chord which bears North 39°23'51" West, a distance of 350.15 feet to a 1/2" rebar with LA cap found at point of curvature station 348+33.0;

2. North 42°36'27" East, a distance of 124.93 feet to a 1/2" rebar with LA cap found for the southwest corner of the 206.75 acre tract;

3. North 02°47'49" West, a distance of 135.56 feet to the POINT OF BEGINNING, containing 4.616 acres of land, more or less.

PUBLIC UTILITY INFORMATION:  
THIS SUBDIVISION IS SERVICED BY THE FOLLOWING UTILITIES -

WATER: CITY OF KYLE 100 WEST CENTER KYLE, TX 78740

ELECTRIC: FREDERICKS ELECTRIC COOP. 1810 FM 150 WEST KYLE, TX 78740

WASTERATER: CITY OF KYLE 100 WEST CENTER KYLE, TX 78740

GAS: TEXAS GAS SERVICE

PHONE: VERIZON 8601 RANCHO ROAD 3237 WINTERVILLE, TX 76787

**Chaparral**  
Professional Land Surveying, Inc.  
Surveying and Mapping

3500 McCall Lane  
Austin, Texas 78744  
512-463-1724

PROJECT NO: 833-001  
DRAWING NO: 833-001-PL4  
PLOT DATE: 10/24/11  
PLOT SCALE: 1"=100'  
DRAWN BY: JCB  
SHEET 02 OF 02

Item # 5



# CITY OF KYLE, TEXAS

## No Parking Signs at Kyle Public Library

**Meeting Date:**  
**11/20/2012**  
**Date time: 7:00 PM**

**Subject/Recommendation:** *(Second Reading)* AN ORDINANCE OF THE CITY OF KYLE, TEXAS, ACCORDING TO CHAPTER 47, ARTICLE III OF THE CITY OF KYLE CODE OF ORDINANCES TO PROHIBIT PARKING ALONG SCOTT STREET BETWEEN NORTH MEYER STREET AND WEST 2<sup>nd</sup> (SECOND) STREET; PROVIDING A MAXIMUM PENALTY OF \$500.00; PROVIDING OPEN MEETINGS AND EFFECTIVE DATE CLAUSES; PROVIDING FOR RELATED MATTERS ~ *Steven Widacki, P.E., City Engineer*

**Other Information:** Requested by Ms. Connie Brooks (Library Director), and several citizens for creation of a “No Parking Zone” (zone), and placement of NO PARKING signs from N. Meyer St. to W. 2<sup>nd</sup> St.

Background: The City Library facility is located on the west side of Scott St. between the limits mentioned in the proposed ordinance.

City Staff have visited the site, along with Library staff and police officers, on several occasions regarding the conditions that exist, particularly during special events and even peak use periods. Vehicles parked in this reach during these periods can typically block the flow of traffic, effectively limiting traffic flow to a single lane. This causes an unsafe condition w/ patrons attempting to cross Scott Street with very limited sight distance for vehicles.

City Staff support this request as well as the Library Board.

(Attachments – Google Earth aerial image of site; email fr. Sgt. Honeycutt, Kyle Police Dept., and; email fr. C. Brooks RE. John Lawrence complaint)

Staff and police recommend approval of subject ordinance, particularly as a safety concern.

**Budget Information:** Fifteen (15) traffic signs will need to be erected in the vicinity of the Library.

Viewing Attachments Requires Adobe Acrobat. [Click here](#) to download.

**Attachments / click to download**

- [📎 Email\\_C. Brooks RE. J. Lawrence complaint\\_2012\\_06\\_21](#)
  - [📎 Email\\_Sgt. Honeycutt\\_2012\\_07\\_23](#)
  - [📎 GEI Library NPZ Limits](#)
  - [📎 NO PARKING ZONE Library Scott St DRAFT](#)
-

Connie Brooks cbrooks@cityofkyle.com Jun 21

to Lanny, James, me, Jeff, Jerry, johnlawrence26

Hello, Mr. Lambert,

**John Lawrence, a neighbor of the library, came to visit me today. He wanted to express his deep concern about the parking along Scott St. (not the designated parking spaces) that sometimes occurs, especially when there is a popular program. He is afraid that someone may be injured because of children dashing across the street and the impaired site lines and visibility caused by such parking.**

**He would like someone, such as the City Engineer, to analyze the situation to propose the best solution. However, he thinks that "no parking" signs on the curbs along Scott St. between Allen and W. Meyer might be a good solution. He also proposed getting volunteers during popular programs who could walk up and down the street advising people not to park along the street.**

Mr. Lawrence's contact information is:

John Lawrence

800 W. 3rd St.

268-0184

[johnlawrence26@rocketmail.com](mailto:johnlawrence26@rocketmail.com)

Thank you for your consideration of this matter,

Connie

--

Connie Brooks

Director, Kyle Public Library

550 Scott St.

P.O. Box 2349

Kyle, TX 78640

[512-268-7411](tel:512-268-7411)

fax: [512-268-0021](tel:512-268-0021)

[www.kylelibrary.com](http://www.kylelibrary.com)

Connie Brooks cbrooks@cityofkyle.com Jul 26

to Lanny, GRACE, me, HARPER, JAMES, Jerry

**Great description and analysis. My kudos to Officer Honeycutt.**

It should be noted that the parking in front of the library IS intended to be a loading zone. It is designated as 15-minute parking, but people don't seem to notice the signs.

Thank you, Connie

On Tue, Jul 24, 2012 at 8:33 AM, Lanny Lambert <[l.lambert@cityofkyle.com](mailto:l.lambert@cityofkyle.com)> wrote:

Grace, in the Friday letter, thanks, Ian

----- Forwarded message -----

From: Jeff Barnett <[jbarnett@cityofkyle.com](mailto:jbarnett@cityofkyle.com)>

Date: Mon, Jul 23, 2012 at 11:45 AM

Subject: Fwd: Library Parking

To: Lanny Lambert <[l.lambert@cityofkyle.com](mailto:l.lambert@cityofkyle.com)>, Jerry Hendrix <[jhendrix@cityofkyle.com](mailto:jhendrix@cityofkyle.com)>, James Earp <[jrearp@cityofkyle.com](mailto:jrearp@cityofkyle.com)>

An email from SGt. Honeycutt. He assisted with the parking issues related to the library last week. FYI Only.

----- Forwarded message -----

From: Larry Honeycutt <[lhoneycutt@cityofkyle.com](mailto:lhoneycutt@cityofkyle.com)>

Date: Mon, Jul 23, 2012 at 10:41 AM

Subject: Library Parking

To: Jeff Barnett <[jbarnett@cityofkyle.com](mailto:jbarnett@cityofkyle.com)>

**Chief Barnett,**

**In reference to the Library parking issue on Thursday, July 19, 2012:**

**I observed vehicles parked on both sides of the roadways along Scott Street and West Allen Street. The driving hazard of being unable to view the roadways, with vehicles parked along both curbs on Scott Street (West of Meyers Street.) With parking on both sides of Scott Street, West of Meyers Street, the traffic lane is narrowed to a single lane. This creates another traffic hazard of being met by another vehicle traveling from the opposite direction ... which forces one of the vehicles to stop and back against the normal flow of traffic and makes it difficult for that driver to monitor library foot traffic.**



**I also observed vehicles parked in front of the gate and surrounding corners of the fenced city property between W. Allen Street and Scott Street. With vehicles parked in this position, drivers view upon pulling to the stop sign on W. Allen Street is / would be obstructed.**

**There were vehicles parked along the curb on the west side of Scott Street, in front of the library, just to the south of the cut, in the "pick up" parking area, which creates a hazard for pedestrians and vehicular traffic as well. I would suggest the curb in this area be painted along with a sign posting "No Parking."**

**I observed vehicles parked on the east curb, to the south, from the intersection of W. Allen and Scott Street, to be a parking hazard as well. This area extends from in front of the library at W. Allen Street to First Street.**

**I observed if No Parking signs were posted on the east side of Scott Street, it would lessen the possibilities of a child being ran over or a motor vehicle accident and would also help prevent obstructions for drivers on the roadways.**

**Would it be possible for the library to have a designated "drop off and pick up" parking area like the schools have? (Maybe in front of the library in the "cut out" parking area for a special event.) This would be a safer way to operate, especially in the cases where a large number of children or elderly citizens are involved. This may also help with everyone wanting a parking spot at the front door of the library.**

**Also, I was informed there were several local residents taking photographs of the library parking situation. I suspect those citizens will be contacting their local government representatives to complain on this issue.**

**Thank you,**

**Larry Honeycutt**  
Sergeant  
Kyle Police Department  
300 W. Center Street  
Kyle, TX 78640  
[512.268.3232](tel:512.268.3232)  
[512.268.0859](tel:512.268.0859)  
[512.268.2330](tel:512.268.2330) Fax

--

Jeff Barnett

Jeff Barnett  
Chief of Police  
Kyle Police Department  
Office: [\(512\)-268-0859](tel:(512)268-0859)  
Fax: [\(512\)-268-2330](tel:(512)268-2330)  
<http://www.cityofkyle.com/police>

Connie Brooks  
Director, Kyle Public Library  
550 Scott St.  
P.O. Box 2349  
Kyle, TX 78640  
[512-268-7411](tel:512-268-7411)  
fax: [512-268-0021](tel:512-268-0021)  
[www.kylelibrary.com](http://www.kylelibrary.com)

LIBRARY

NO PARKING ZONE

NO PARKING ZONE

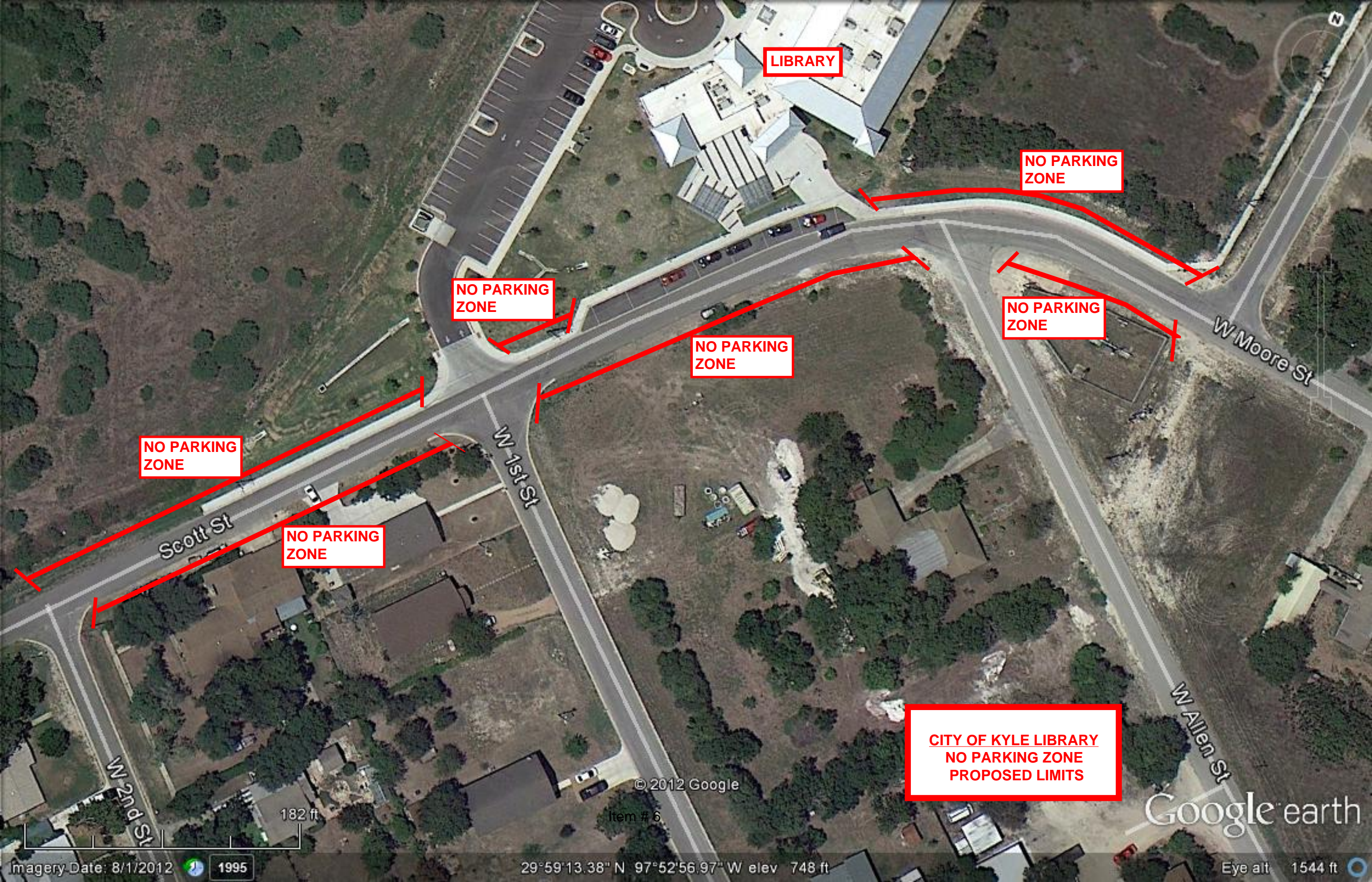
NO PARKING ZONE

NO PARKING ZONE

NO PARKING ZONE

NO PARKING ZONE

CITY OF KYLE LIBRARY  
NO PARKING ZONE  
PROPOSED LIMITS



**ORDINANCE NO \_\_\_\_\_**

**AN ORDINANCE OF THE CITY OF KYLE, TEXAS, ACCORDING TO CHAPTER 47, ARTICLE III OF THE CITY OF KYLE CODE OF ORDINANCES TO PROHIBIT PARKING ALONG SCOTT STREET BETWEEN NORTH MEYER STREET AND WEST 2<sup>nd</sup> (SECOND) STREET; PROVIDING A MAXIMUM PENALTY OF \$500.00; PROVIDING OPEN MEETINGS AND EFFECTIVE DATE CLAUSES; PROVIDING FOR RELATED MATTERS.**

**Whereas**, the City of Kyle, Texas, as a home rule municipality, (the “City”), constructed improvements to Scott Street from North Meyer Street to West 2<sup>nd</sup> Street.

**Whereas**, the parking of vehicles within the limits described above prohibits the free flow of traffic in the vicinity of the City Library and is detrimental to the safety of pedestrians, particularly, school age children, and other persons travelling along Scott Street.

**NOW THEREFORE, BE IT ORDAINED BY THE CITY COUNCIL OF THE CITY OF KYLE, TEXAS, THAT:**

**Section 1. Findings.** The foregoing recitals are hereby found to be true and correct and are hereby adopted by the City Council and made a part hereof for all purposes as findings of fact.

**Section 2. Parking Prohibitions.**

- a) Scott Street: It shall be unlawful for any person to stop, stand, or park any portion of a vehicle within the segment between North Meyer Street and West 2<sup>nd</sup> Street with the exception of designated parking spaces directly in front of the library.
- b) Exceptions: The following vehicles are exempt from the terms of this section while engaged in the listed activity:
  - 1) Emergency vehicles (as defined by state law) responding to or from, or at the scene of, an emergency call;
  - 2) Vehicles being used to provide any municipal service such as the installation, repair or maintenance of any public street, asset or property, collection of garbage, grounds keeping, etc; and
  - 3) Vehicles being used to install, repair or maintain any public service or utility such as telephone, electricity, cable television, gas, and water or sewer line.
- c) Towing and Removal. Any vehicle, any portion of which shall be or remain standing or parked within the segment between North Meyer Street and West 2<sup>nd</sup> Street, with the exception of designated parking spaces directly in front of the library, in violation of this Section, the owner or driver of which vehicle has been given previous notice or citation for parking such vehicle in violation of this Section, may be removed by or upon an order by a police officer. The owner of

such vehicle shall be responsible for the payment of any fees incurred for he towing and/or storage of said vehicle.

- d) Prima Facie Evidence. In any prosecution charging a violation of this Section governing the standing or parking of a vehicle, proof that the particular vehicle described in the complaint was parked in violation of this ordinance, together with proof that the defendant named in the complaint was, at the time of such parking, the registered owner of such vehicle was the person who parked or placed such vehicle at the point where, and for the time during which, such violation occurred.

**Section 4. Signage.** The City Manager is authorized and directed to cause signs giving notice of the prohibitions of this ordinance to be posted along this segment of Scott Street.

**Section 5. Enforcement.** The Chief of Police and members of the Police Department, both regular and reserve officers, are empowered to enforce this ordinance.

**Section 6. Penalties.** Any person convicted of violating any provision of this ordinance shall be guilty of a misdemeanor and shall be subject to a fine in an amount not to exceed Five Hundred dollars (\$500.00), and a separate offense shall be deemed committed on each day during or on which a violation occurs or continues. Proof of a culpable mental state shall not be required to establish a violation of this ordinance.

**Section 7. Open Meetings.** That is hereby officially found and determined that the meeting at which this ordinance is passed was open to the public as required and that public notice of the time, place, and purpose of said meeting was given as required by the Open Meetings Act, Chapter 551, Local Government Code.

**Section 8. Effective Date.** This ordinance shall take effect immediately upon its adoption by the City Council and publication as required by the Local Government Code and the City Charter.

**PASSED AND APPROVED** this \_\_\_\_\_ day of \_\_\_\_\_, 2012.

ATTEST

**CITY OF KYLE, TEXAS**

\_\_\_\_\_  
Amelia Sanchez, City Secretary

\_\_\_\_\_  
Lucy Johnson, Mayor



# CITY OF KYLE, TEXAS

## Purchase Order for Networking & Surveillance Equipment for KPD

**Meeting Date:**  
**11/20/2012**  
**Date time: 7:00 PM**

**Subject/Recommendation:** Authorize award and execution of a Purchase Order to SUPERCIRCUITS, INC., of Austin, Texas in an amount not to exceed \$28,424.01 for the purchase and installation of networking equipment, surveillance equipment, security equipment, and associated hardware including labor costs for use by the Police Department at their new facility ~ *Mark Shellard, Director of Information Technology*

**Other Information:** City of Kyle's Police Department is moving into the building adjacent to the City Hall. As a result of this move the staff of the Police Department will need certain Information Technology needs met.

On October 24th, 2012 the City of Kyle posted IFB NO: 2012-01-MS to request pricing for the following items:

1. Fiber connection between City Hall and the adjoining Police Department for internet services.
2. Access control for the Kyle Police Department building.
3. Video surveillance for the Kyle Police Department building.
4. Audio/Video recording equipment for the two Kyle Police Department interview rooms.

Bids were received by November 8th, 2012 and opened on November 9th, 2012. After careful review, the City of Kyle's Information Technology Department is recommending the bid proposal from SuperCircuits totaling \$28,424.01.

The bid from SuperCircuits covers all items requests meeting city specifications and needs at the best price.

**Budget Information:** A Fiscal Note is attached.

---

Viewing Attachments Requires Adobe Acrobat. [Click here](#) to download.

Attachments / click to download

[Fiscal Note - Networking & Surveillance Equipment Purchase](#)

Cover Memo

[Bid Tabulation for KPD Network & Surveillance Equipment](#)

Item # 7

---

City of Kyle, Texas  
 Bid Tabulation - Items for new Police Dept Building

IFB Number: IFB 2012-01-MS  
 IFB Issue Date: 10/24/2012  
 IFB Closing Date: 11-8-2012 at 2:00 p.m.3  
 Bid Opening Date: 11-9-2012 at 9:00 a.m.  
 Department: Information Technology

Vendor Name:  
 City, State  
 HUB/MBE/WBE:

| Item No.   | Item Description  | Qty | Unit | SuperCircuits<br>Austin, TX  |             | TFE<br>Hewitt, TX            |             | Wildfire Connections, LLC<br>Charlotte, NC |             |
|------------|---|-----|------|------------------------------|-------------|------------------------------|-------------|--|-------------|
|            |   |     |      | Unit Price                   | Total Price | Unit Price                   | Total Price | Unit Price                                 | Total Price |
| 1.         | Fiber Connection between City Hall and The adjoining Police Department Building for internet Services | 1   | Each | \$3,216.04                   | \$3,216.04  | \$4,120.00                   | \$4,120.00  | \$3,374.88                                 | \$3,374.88  |
| 2.         | Access Control for the Kyle Poilce Department.  | 1   | Each | \$10,874.09                  | \$10,874.09 | \$10,380.00                  | \$10,380.00 | \$14,299.04                                | \$14,299.04 |
| 3.         | Video Surveillance for the Kyle Police Department.  | 1   | Each | \$10,164.39                  | \$10,164.39 | \$16,720.00                  | \$16,720.00 | \$19,629.04                                | \$19,629.04 |
| 4.         | Audio/Video recording equipment for the 2 Kyle Police Department Interview rooms.                     | 1   | Each | \$4,169.49                   | \$4,169.49  | \$4,180.00                   | \$4,180.00  | \$8,865.16                                 | \$8,865.16  |
| NOTES      |   |     |      | Comprehensive                |             |                              |             | WIFI not Fiber                             |             |
| Total Bid: |   |     |      | <u>\$28,424.01</u>           |             | <u>\$35,400.00</u>           |             | <u>\$46,168.12</u>                         |             |
|            |   |     |      | * Responded to All Bid Items |             | * Responded to All Bid Items |             | * Responded to All Bid Items               |             |

City of Kyle, Texas  
 Bid Tabulation - Items for new Police Dept Building

IFB Number: IFB 2012-01-MS  
 IFB Issue Date: 10/24/2012  
 IFB Closing Date: 11-8-2012 at 2:00 p.m.3  
 Bid Opening Date: 11-9-2012 at 9:00 a.m.  
 Department: Information Technology

Vendor Name:  
 City, State  
 HUB/MBE/WBE:

| Item No.   | Item Description  | Qty | Unit | Kratos<br>San Diego, CA |                     | 911 Security Cameras<br>Dallas, TX |                    | Aegis<br>San Antonio, TX |                    |
|------------|---|-----|------|-------------------------|---------------------|------------------------------------|--------------------|--------------------------|--------------------|
|            |   |     |      | Unit Price              | Total Price         | Unit Price                         | Total Price        | Unit Price               | Total Price        |
| 1.         | Fiber Connection between City Hall and The adjoining Police Department Building for internet Services | 1   | Each | \$84,242.00             | \$84,242.00         | \$2,400.00                         | \$2,400.00         | \$0.00                   | \$0.00             |
| 2.         | Access Control for the Kyle Poilce Department.  | 1   | Each | \$14,917.00             | \$14,917.00         | \$16,500.00                        | \$16,500.00        | \$8,860.00               | \$8,860.00         |
| 3.         | Video Surveillance for the Kyle Police Department.  | 1   | Each | \$13,415.00             | \$13,415.00         | \$17,700.00                        | \$17,700.00        | \$6,613.00               | \$6,613.00         |
| 4.         | Audio/Video recording equipment for the 2 Kyle Police Department Interview rooms.                     | 1   | Each | \$8,344.00              | \$8,344.00          | \$0.00                             | \$0.00             | \$0.00                   | \$0.00             |
| NOTES      |   |     |      |                         |                     |                                    |                    |                          |                    |
| Total Bid: |   |     |      |                         | <u>\$120,918.00</u> |                                    | <u>\$36,600.00</u> | DVR not NVR              | <u>\$15,473.00</u> |

\* Responded to All Bid Items



City of Kyle, Texas  
 Bid Tabulation - Items for new Police Dept Building

IFB Number: IFB 2012-01-MS  
 IFB Issue Date: 10/24/2012  
 IFB Closing Date: 11-8-2012 at 2:00 p.m.3  
 Bid Opening Date: 11-9-2012 at 9:00 a.m.  
 Department: Information Technology

Vendor Name:  
 City, State  
 HUB/MBE/WBE:

| Item No.   | Item Description  | Qty | Unit | 1st Choice<br>Hutto, TX |             | Scheider Electric<br>Austin, TX |             | STS 360<br>Plano, TX  |             |
|------------|---|-----|------|-------------------------|-------------|---------------------------------|-------------|-----------------------|-------------|
|            |   |     |      | Unit Price              | Total Price | Unit Price                      | Total Price | Unit Price            | Total Price |
| 1.         | Fiber Connection between City Hall and The adjoining Police Department Building for internet Services | 1   | Each | \$0.00                  | \$0.00      | \$0.00                          | \$0.00      | \$0.00                | \$0.00      |
| 2.         | Access Control for the Kyle Poilce Department.  | 1   | Each | \$0.00                  | \$0.00      | \$0.00                          | \$0.00      | \$0.00                | \$0.00      |
| 3.         | Video Surveillance for the Kyle Police Department.  | 1   | Each | \$9,298.80              | \$9,298.80  | \$0.00                          | \$0.00      | \$0.00                | \$0.00      |
| 4.         | Audio/Video recording equipment for the 2 Kyle Police Department Interview rooms.                     | 1   | Each | \$0.00                  | \$0.00      | \$0.00                          | \$0.00      | \$0.00                | \$0.00      |
| NOTES      |   |     |      | DVR not NVR             |             | Costs not broken down           |             | Costs not broken down |             |
| Total Bid: |   |     |      | <u>\$9,298.80</u>       |             | <u>\$36,305.00</u>              |             | <u>\$46,315.08</u>    |             |

City of Kyle, Texas  
 Bid Tabulation - Items for new Police Dept Building

IFB Number: IFB 2012-01-MS  
 IFB Issue Date: 10/24/2012  
 IFB Closing Date: 11-8-2012 at 2:00 p.m.3  
 Bid Opening Date: 11-9-2012 at 9:00 a.m.  
 Department: Information Technology

Vendor Name:  
 City, State  
 HUB/MBE/WBE:

| Item No.   | Item Description  | Qty | Unit | Cothrns Security Solutions, LLC<br>Austin, TX |             | TYCO Intergrated Security<br>Austin, TX |             | CableCom<br>Austin, TX |             |
|------------|---|-----|------|---|-------------|---|-------------|------------------------|-------------|
|            |   |     |      | Unit Price                                    | Total Price | Unit Price                              | Total Price | Unit Price             | Total Price |
| 1.         | Fiber Connection between City Hall and The adjoining Police Department Building for internet Services | 1   | Each | \$2,150.48                                    | \$2,150.48  | \$0.00                                  | \$0.00      | \$5,739.43             | \$5,739.43  |
| 2.         | Access Control for the Kyle Poilce Department.  | 1   | Each | \$13,529.95                                   | \$13,529.95 | \$14,899.00                             | \$14,899.00 | \$16,835.89            | \$16,835.89 |
| 3.         | Video Surveillance for the Kyle Police Department.  | 1   | Each | \$9,172.00                                    | \$9,172.00  | \$19,596.00                             | \$19,596.00 | \$44,801.36            | \$44,801.36 |
| 4.         | Audio/Video recording equipment for the 2 Kyle Police Department Interview rooms.                     | 1   | Each | \$0.00  | \$0.00      | \$0.00                                  | \$0.00      | \$0.00                 | \$0.00      |
| NOTES      |   |     |      | DVR not NVR                                   |             | Requires monthly fees                   |             |                        |             |
| Total Bid: |   |     |      | <u>\$24,852.43</u>                            |             | <u>\$34,495.00</u>                      |             | <u>\$67,342.68</u>     |             |

City of Kyle, Texas  
FISCAL NOTE

DATE OF COUNCIL CONSIDERATION: November 20, 2012  
 CONTACT CITY DEPARTMENT: Information Technology  
 CONTACT CITY STAFF: Mark Shellard, Director

SUBJECT: Authorize award and execution of a Purchase Order to SUPERCIRCUITS, INC., of Austin, Texas in an amount not to exceed \$28,424.01 for the purchase and installation of networking equipment, surveillance equipment, security equipment, and associated hardware including labor costs for use by the Police Department at their new facility.

CURRENT YEAR FISCAL IMPACT:

This Purchase Order to SUPERCIRCUITS, INC., will require expenditure of funds from the 2008 CO Bond Fund as follows:

- |                               |   |
|-------------------------------|---|
| 1. City Department:           | Police Department                         |
| 2. Project Name:              | Networking & Surveillance System Purchase |
| 3. Budget/Accounting Code(s): | 184-651-57114                             |
| 4. Funding Source:            | 2008 CO Bond Fund                         |
| 5. Current Appropriation:     | \$ 426,498.62                             |
| 6. Unencumbered Balance:      | \$ 305,942.46                             |
| 7. Amount of This Action:     | <u>\$( 28,424.01)</u>                     |
| 8. Remaining Balance:         | <u>\$ 277,518.45</u>                      |

FUNDING SOURCE OF THIS ACTION:

The funding source for this purchase of computers in the amount of \$28,424.01 will be provided from the 2008 CO Bond Fund.

ADDITIONAL INFORMATION/COUNCIL ACTION:

N/A.



# CITY OF KYLE, TEXAS

## Purchase Order for Telephones for KPD

**Meeting Date:**  
**11/20/2012**  
**Date time: 7:00 PM**

**Subject/Recommendation:** Authorize award and execution of a Purchase Order to MONROE COMMUNICATIONS SYSTEMS CORP., DBA THE TELEPHONE CONNECTION of Austin, Texas in an amount not to exceed \$6,732.38 for the purchase and installation of ten (10) telephones and associated hardware including labor costs for use by the Police Department at their new facility ~ *Mark Shellard, Director of Information Technology*

**Other Information:** City of Kyle's Police Department is moving into the building adjacent to the City Hall formerly occupied by Hays County Precinct 2 offices. As a result of this move the staff of the Police Department will need certain Information Technology needs met.

The City of Kyle Information Technology Department requested pricing from Patrick Monroe of Monroe Communications Systems Corp d/b/a The Telephone Connection for 10 Avaya desk phones with associated hardware, and installation costs.

While the Police Department does have more than 10 desks at the new location we do not need to purchase new phones for every desk as some phones will be brought over from the old location. The City of Kyle Information Technology Department continues to use Avaya phone equipment at City of Kyle locations so that all City office phones can be administered from City Hall using the Avaya Central server.

Telephone Connection of Austin, TX is under State of Texas' DIR contract with vendor number 1262260627100. The total cost of this project is \$6,732.28

**Budget Information:** A Fiscal Note is attached.

---

Viewing Attachments Requires Adobe Acrobat. [Click here](#) to download.

**Attachments / click to download**

[Fiscal Note - Telephone Equipment Purchase](#)

[Price Quotation - Telephones](#)

Cover Memo

---

Item # 8



Mark Shellard <mshellard@cityofkyle.com>

**Quote for PD and DIR Info**

1 message

Patrick Monroe <patrick@telephoneconnection.com>

Thu, Nov 1, 2012 at 2:07 PM

To: "Mark Shellard (mshellard@cityofkyle.com)" <mshellard@cityofkyle.com>

Mark,

Please see the attached quote and feel free to call anytime with questions. Also, our DIR vendor Id number and company info is; Monroe Communications Systems Corp (MCSC) d/b/a The Telephone Connection - 1262260627100. This is on the quote too.

Thanks,

Pat Monroe

Telephone Connection

(512) 334-7806

 quote\_12148\_cok\_pd expansion prj..pdf  
107K

MH

DIS  
1/2 AC  
CU coord

 Item # 8



Quote

No.: 12148

Date: 11/01/2012

8001 Centre Park Dr. Suite 130  
Austin, TX 78754  
(512) 451-6101

Prepared for:  
Mark Shellard 512.262.3929  
City of Kyle  
100 West Center Street  
Kyle, TX 78640-9450 USA

Prepared By:  
Patrick Monroe  
Email: patrick@telephoneconnection.com  
Quote Description:  
Phones and Processor Upgrade

| Qty.  | Part Number | Description   | Sell      | Total      |
|-------|-------------|---|-----------|------------|
| 1     | 107040221   | Processor IP500 V2  | \$650 .00 | \$650.00   |
| 1     | 107040272   | License IP500v2 Upgrade to R8.1   | \$199 .00 | \$199.00   |
| 1     | 107040225   | Feature Key IP500v2 MU-Law  | \$50 .00  | \$50.00    |
| 1     | 107040107   | Power Lead Earthed (Required for All V2 Processors and Modules)   | \$15 .00  | \$15.00    |
| 1     | 107040184   | License Multi-Site Networking   | \$695 .00 | \$695.00   |
|       |             | <i>Includes 4 Channels per license.<br/>One seat is required for each system/site code.</i>   |           |            |
|       |             | <i>Voicemail, VCM Hardware &amp; Software need to be mirrored at both locations, and systems should be set up as a meshed network (SCN only).</i> |           |            |
| 1     | 107040138   | VCM 32 IP500 Base Card (Includes 12 IP End Point Licenses)  | \$900 .00 | \$900.00   |
| 1     | 107040130   | Rack Mount Kit IP500  | \$60 .00  | \$60.00    |
| 6     | 107040048   | License IP Endpoint 5 Seat (Incl SIP Endpoints)   | \$799 .00 | \$4,794.00 |
| 10    | 108040102   | Telset 9608 IP Terminal   | \$299 .00 | \$2,990.00 |
| 16.00 | SYSINST     | System Install - Labor  | \$125 .00 | \$2,000.00 |

Item Total: \$12,353.00

Your Price: \$6,732.38

Total: \$6,732.38

You saved: \$5,620.62

For a savings of 45.50%

**Quote**

No.: 12148

Date: 11/01/2012

8001 Centre Park Dr. Suite 130  
 Austin, TX 78754  
 (512) 451-6101

Prepared for:  
 Mark Shellard 512.262.3929  
 City of Kyle  
 100 West Center Street  
 Kyle, TX 78640-9450 USA

Prepared By:  
 Patrick Monroe  
 Email: patrick@telephoneconnection.com  
 Quote Description:  
 Phones and Processor Upgrade

| Qty. | Part Number | Description | Sell | Total |
|------|-------------|-------------|------|-------|
|------|-------------|-------------|------|-------|

Prices are firm until 12/1/2012

Terms: Balance Due Upon Completion

The above quote includes all materials and labor needed to upgrade the City of Kyle's Avaya IP Office phone system to latest processor software and hardware needed to support the current line of Avaya phones. This quote also includes 10 new Avaya IP Phones.

**Dir Info;**

Monroe Communications Systems Corp (MCSC) d/b/a The Telephone Connection - Vendor Number;  
 1262260627100

Please note: If exceeds \$1500, a 50% deposit must be received by Telephone Connection before this order will be processed.

**Accepted by:** \_\_\_\_\_

**Date:** \_\_\_\_\_

City of Kyle, Texas  
FISCAL NOTE

DATE OF COUNCIL CONSIDERATION: November 20, 2012  
 CONTACT CITY DEPARTMENT: Information Technology  
 CONTACT CITY STAFF: Mark Shellard, Director

SUBJECT: Authorize award and execution of a Purchase Order to MONROE COMMUNICATIONS SYSTEMS CORP., DBA THE TELEPHONE CONNECTION of Austin, Texas in an amount not to exceed \$6,732.38 for the purchase and installation of ten (10) telephones and associated hardware including labor costs for use by the Police Department at their new facility.

CURRENT YEAR FISCAL IMPACT:

This Purchase Order to MONROE COMMUNICATIONS SYSTEMS CORP., DBA THE TELEPHONE CONNECTION will require expenditure of funds from the 2008 CO Bond Fund as follows:

|                               |                                   |
|-------------------------------|-----------------------------------|
| 1. City Department:           | Police Department                 |
| 2. Project Name:              | Telephone Purchase & Installation |
| 3. Budget/Accounting Code(s): | 184-651-57112                     |
| 4. Funding Source:            | 2008 CO Bond Fund                 |
| 5. Current Appropriation:     | \$ 426,498.62                     |
| 6. Unencumbered Balance:      | \$ 277,518.45                     |
| 7. Amount of This Action:     | <u>\$( 6,732.38)</u>              |
| 8. Remaining Balance:         | <u>\$ 270,786.07</u>              |

FUNDING SOURCE OF THIS ACTION:

The funding source for this purchase of computers in the amount of \$6,732.38 will be provided from the 2008 CO Bond Fund.

ADDITIONAL INFORMATION/COUNCIL ACTION:

N/A.





# CITY OF KYLE, TEXAS

## Purchase Order for Computers for KPD

**Meeting Date:**  
**11/20/2012**  
**Date time: 7:00 PM**

**Subject/Recommendation:** Ratify award and execution of a Purchase Order to SOUTHERN COMPUTER WAREHOUSE of Marietta, Georgia, in an amount not to exceed \$6,965.70 for the purchase of ten (10) desktop computers, monitors, and MS Office software for use by the Police Department at their new facility ~ *Mark Shellard, Director of Information Technology*

**Other Information:**

**Budget Information:** A Fiscal Note is attached.

---

Viewing Attachments Requires Adobe Acrobat. [Click here](#) to download.

**Attachments / click to download**

- [Fiscal Note - KPD Computer Purchase](#)
- [Purchase Order & Pricing](#)

**PURCHASE ORDER**

No. 0000000788

**VENDOR:**Southern Computer Warehouse, Inc.  
PO Box 538035

Atlanta, GA 30353-8035

**SHIP TO:**

City of Kyle

100 W Center St  
PO Box 40  
Kyle, TX 78640**BILL TO:**City of Kyle  
100 W Center St  
PO Box 40  
Kyle, TX 78640

| VENDOR NO.                   | VENDOR PHONE NUMBER | TERMS | DATE                         | REQUIRED DELIVERY DATE |               |            |          |
|------------------------------|---------------------|-------|------------------------------|------------------------|---------------|------------|----------|
| S00167                       | (877) 468-6729      | 0     | 11/01/2012                   |                        |               |            |          |
| <b>SHIPPING INSTRUCTIONS</b> |                     |       |                              |                        |               |            |          |
| (none)                       |                     |       |                              |                        |               |            |          |
| ITEM                         | QTY                 | U/M   | DESCRIPTION/TASK             | PRD CODE               | ACCOUNT       | UNIT PRICE | AMOUNT   |
| 1                            | 10.00               | EA    | Dell Vostro 260              |                        | 110-151-52214 | 379.44     | 3,794.40 |
| 2                            | 10.00               | EA    | Acer V213HL                  |                        | 110-151-52216 | 124.47     | 1,244.70 |
| 3                            | 10.00               | EA    | Microsoft Office Home & Smal |                        | 110-151-52215 | 170.66     | 1,706.60 |
| 4                            | 10.00               | EA    | Avant Memory Module - 2GB    |                        | 110-151-52215 | 22.00      | 220.00   |

SUBTOTAL: 6,965.70  
TAX: 0.00  
SHIPPING: 0.00


TAXABLE: No  
CONFIRMING:

**TOTAL:** 6,965.70

*Kay Kato* 11/1/2012  
AUTHORIZED SIGNATURE

IMPORTANT: OUR ORDER NUMBER MUST APPEAR ON EVERY INVOICE AND PACKAGE

Item # 9



**Southern Computer Warehouse**  
 1395 S Marietta Parkway  
 Bldg 300 Suite 106  
 Marietta, Georgia 30067  
 United States  
 http://www.scw.com

**Promotion**

**Date**  
 Oct 29, 2012 3:22 PM EDT  
**Doc #**  
 723670 - rev 1 of 1  
**Description**  
 DESKTOP COMPUTER  
**SalesRep**  
 Kim, Jon  
 (P) 770-579-8927  
 (F) 770-579-8937  
**Customer Contact**  
 Kachoris, Sally  
 (P) 512-262-3930  
 Sally@cityofkyle.com

**Customer**  
 City of Kyle TX (CO7723)  
 100 West Center Street  
 Kyle, Texas 78640  
 (P) 512-262-1010

**Bill To**  
 City of Kyle TX  
 Payable, Accounts  
 100 West Center Street  
 Kyle, Texas 78640  
 (P) 512-262-1010

**Ship To**  
 City of Kyle TX  
 Sheffard, Mark  
 100 West Center Street  
 Kyle, Texas 78640

**Customer PO:**  
 None

**Terms:**  
 Undefined

**Ship Via:**  
 GROUND

**Special Instructions:**  
 None

**Carrier Account #:**  
 None

| Item  | Description  | Price                                    | QTY | Unit Price  | Total      |
|---|--|--|-----|-------------|------------|
| 1   | Dell Vostro 260<br>MT - 1 x Core i3 2120 / 3.3 GHz - RAM 2 GB - HDD 1 x 250 GB - DVD-Writer - HD Graphics 2000 - Gigabit LAN - Windows 7 Professional 64-bit - Monitor : none. | 469-1599<br>(10162213)                   | 10  | No \$379.44 | \$3,794.40 |
| 2   | Acer V213HL B1bd<br>LED monitor - 21.5" - 1920 x 1080 FullHD - TN - 250 cd/m2 - 100000000:1 (dynamic) - 5 ms - DVI-D, VGA - black  | ET.WV3HP.B04<br>(10000744)               | 10  | No \$124.47 | \$1,244.70 |
| 3   | Microsoft Office Home and Business 2010<br>License - 1 PC - PKC ( microcase ) - Win - English  | TSD-00295<br>(10499907)                  | 10  | No \$170.66 | \$1,706.60 |
| <b>Memory Upgrade options:</b>  |  |  |     |             |            |
| <del>Dell<br/>Memory - 4 GB - DIMM 240-pin - DDR3 - 1333 MHz / PC3-10600 - unbuffered - non-ECC - for Inspiron 620; OptiPlex 390, 780, 790, 990; Precision Workstation T1600; Vostro 260, 360</del> |  |  |     |             |            |
| <del>-- OR --</del>   |  |  |     |             |            |
| 5   | Avant Memory module - 2 GB   | AVF6456U64F9333<br>(AVT-AVF6456U64F9333) | 10  | No \$22.00  | \$220.00   |

**Avant Memory**

This quote includes highly recommended Avant Memory. Avant has the highest ratings available in the industry. It comes with a lifetime warranty and is the brand SCW uses in all our servers, laptops, printers and desktops. It is recommended with full confidence as a cost savings option to you.

BEST PRICE OFF CONTRACT

Subtotal: \$7,276.80  
 Tax (0.000%): \$0.00  
 Shipping: \$0.00  
**Total: \$7,276.80**

Quote valid for 30 days unless formal bid provides different term. Promotional pricing is valid only during term of promotion and while supplies last.

All returns must be authorized and clearly marked with a valid RMA number.

These prices may not include applicable taxes, insurance, shipping, delivery, setup fees, or any cables or cabling services or material unless specifically listed above.

All prices are subject to change without notice. Supply subject to availability.

6,965.70  
 MB



CDWG.com | 800.594.4239

OE400SPS

## SALES QUOTATION

| QUOTE NO. | ACCOUNT NO. | DATE       |
|-----------|-------------|------------|
| DBMS035   | 9176079     | 10/29/2012 |

**BILL TO:**  
CITY OF KYLE  
PO BOX 40

**SHIP TO:**  
CITY OF KYLE  
Attention To: MARK SHELLARD  
100 W CENTER ST

Accounts Payable  
KYLE, TX 78640-0040

KYLE, TX 78640-9450  
Contact: MARK  
SHELLARD 512.262.3929

Customer Phone #512.268.5341

Customer P.O. # HP DESKTOPS QUOTE

| ACCOUNT MANAGER              |          | SHIPPING METHOD  | TERMS         | EXEMPTION CERTIFICATE |
|------------------------------|----------|--|---------------|-----------------------|
| DANIELLE GUIDRY 866.579.6342 |          | FEDEX Ground   | NET 30-VERBAL | GOVT-EXEMPT           |
| QTY                          | ITEM NO. | DESCRIPTION  | UNIT PRICE    | EXTENDED PRICE        |
| 7                            | 2759784  | HP SB 4300 I3-2120 500GB 4GB W7P DVR<br>Mfg#: B5Q08UT#ABA<br>Contract: TCPN - Technology Solutions<br>R5106                              | 523.03        | 3,661.21              |
| 7                            | 2287613  | HP SB LA2206X 21.5" HA DVI DP LED<br>Mfg#: XN376A8#ABA<br>Contract: TCPN - Technology Solutions<br>R5106                                 | 146.89        | 1,028.23              |
| 7                            | 2240291  | HPE SB 4YR RISKFREE 9X5XNBD DT<br>Mfg#: HN788E<br>Contract: TCPN - Technology Solutions<br>R5106   | 66.93         | 468.51                |
| 7                            | 2116653  | Electronic distribution - NO MEDIA<br>MS OFFICE HOME & BUS 2010 PKC<br>Mfg#: T5D-00295<br>Contract: TCPN - Technology Solutions<br>R5106 | 177.00        | 1,239.00              |
| SUBTOTAL                     |          |  |               | 6,396.95              |
| FREIGHT                      |          |  |               | 0.00                  |
| TAX                          |          |  |               | 0.00                  |

US Currency

**TOTAL** ↗ 6,396.95

CDW Government  
230 North Milwaukee Ave.  
Vernon Hills, IL 60061

Fax: 312.752.3543

**Please remit payment to:**  
CDW Government  
75 Remittance Drive  
Suite 1515  
Chicago, IL 60675-1515

This quote is subject to CDW's Terms and Conditions of Sales and Service Projects at  
<http://www.cdw.com/content/terms-conditions/product-sales.asp>  
For more information, contact a CDW account manager.

Item # 9

City of Kyle, Texas  
FISCAL NOTE

DATE OF COUNCIL CONSIDERATION: November 20, 2012  
 CONTACT CITY DEPARTMENT: Information Technology  
 CONTACT CITY STAFF: Mark Shellard, Director

SUBJECT: Ratify award and execution of a Purchase Order to SOUTHERN COMPUTER WAREHOUSE of Marietta, Georgia, in an amount not to exceed \$6,965.70 for the purchase of ten (10) desktop computers, monitors, and MS Office software for use by the Police Department at their new facility.

CURRENT YEAR FISCAL IMPACT:

This Purchase Order to SOUTHERN COMPUTER WAREHOUSE will require expenditure of funds from the FY 2012-13 approved budget of the Police Department as follows:

|                               |  |
|-------------------------------|--|
| 1. City Department:           | Police Department  |
| 2. Project Name:              | Desktop Computer Purchase  |
| 3. Budget/Accounting Code(s): | 110-151-52214 (\$3,794.40)<br>110-151-52215 (\$1,926.60)<br>110-151-52216 (\$1,244.70) |
| 4. Funding Source:            | FY 2012-13 Approved Budget (General Fund)  |
| 5. Current Appropriation:     | \$ 6,965.70  |
| 6. Unencumbered Balance:      | \$ 6,965.70  |
| 7. Amount of This Action:     | <u>\$( 6,965.70)</u>   |
| 8. Remaining Balance:         | <u>\$ 0.00</u>   |

FUNDING SOURCE OF THIS ACTION:

The funding source for this purchase of computers in the amount of \$6,965.70 will be provided from the Approved FY 2012-13 Budget of the City's Police Department (General Fund).

ADDITIONAL INFORMATION/COUNCIL ACTION:

N/A.



# CITY OF KYLE, TEXAS

## Chaining of Dogs

**Meeting Date:**  
**11/20/2012**  
**Date time: 7:00 PM**

**Subject/Recommendation:** *(Second Reading)* AN ORDINANCE AMENDING CHAPTER 5, ENTITLED "ANIMALS" IN THE CITY CODE OF ORDINANCES; PROVIDING FOR THE REGULATION OF ANIMALS, WITHIN THE CITY LIMITS OF KYLE, PROVIDING FOR THE REPEAL OF CONFLICTING ORDINANCES; PROVIDING A SEVERABILITY CLAUSE; PROVIDING PENALTIES; AND PROVIDING AN EFFECTIVE DATE ~ *Jeff Barnett, Chief of Police*

**Other Information:**

**Budget Information:**

---

Viewing Attachments Requires Adobe Acrobat. [Click here](#) to download.

Attachments / click to download

 [Kyle Animal Ordinance](#)

---

**ORDINANCE NO.**

**AN ORDINANCE AMENDING CHAPTER 5, ENTITLED “ANIMALS”  
IN THE CITY CODE OF ORDINANCES; PROVIDING FOR THE  
REGULATION OF ANIMALS, WITHIN THE CITY LIMITS OF KYLE,  
PROVIDING FOR THE REPEAL OF CONFLICTING ORDINANCES;  
PROVIDING A SEVERABILITY CLAUSE; PROVIDING PENALTIES;  
AND PROVIDING AN EFFECTIVE DATE**

\*\*\*\*\*

**WHEREAS**, the City of Kyle Safety and Emergency Services Committee has completed a thorough review of Chapter 5 of the City Code of Ordinances and has determined there are some amendments that are necessary which they are recommending to the City Council; and

**WHEREAS**, residents in Kyle are being affected by dogs, cats, other domestic animals as well as livestock, fowl and wild animals; and

**WHEREAS**, for the health, safety, and protection of the residents of the City of Kyle, Texas; and

**WHEREAS**, the City Council deems it desirable to amend the existing Animal Ordinance and to enact a newly revised Animal Ordinance.

**NOW, THEREFORE BE IT RESOLVED AND ORDERED BY THE CITY COUNCIL OF THE CITY OF KYLE, THAT:**

**SECTION 1. AMENDMENT.** Chapter 5, “Animals” of the Municipal Code of Ordinances of the City of Kyle is amended (new language is highlighted in red and deleted language is ~~stricken~~) so that it shall read as follows:

**Chapter 5 - ANIMALS**

---

ARTICLE I. - IN GENERAL

ARTICLE II. - GENERAL REGULATIONS

ARTICLE III. - ANIMAL PROTECTION

ARTICLE IV. - DANGEROUS ANIMALS

ARTICLE V. - IMPOUNDMENT

ARTICLE VI. - RABIES CONTROL

ARTICLE VII. - COMMERCIAL ANIMAL ENTERPRISES AND MULTIPLE ANIMAL OWNERSHIP

ARTICLE VIII. - FEES AND CHARGES

ARTICLE I. - IN GENERAL

---

Sec. 5-1. - Definitions.

Sec. 5-2. - Penalty.

Sec. 5-3. - Purpose.

Sec. 5-4. - Enforcement and policy.

Sec. 5-5. - Powers and duties of citizens.

Sec. 5-6. - Prima facie evidence.

Sec. 5-7. - Abatement of conditions not complying with chapter.

Sec. 5-8. - Compliance with chapter not relief from compliance with other regulations.

Sec. 5-9. - Fees.

Secs. 5-10—5-36. - Reserved.

## **Sec. 5-1. - Definitions.**

The following words, terms and phrases, when used in this chapter, shall have the meanings ascribed to them in this section, except where the context clearly indicates a different meaning:

*Abuse* means to mistreat through intent abuse or reckless neglect of any animal in a manner that causes or is likely to cause stress or physical injury or as otherwise stated in this chapter.

*Animal* means any living creature other than hominids. Unless indicated otherwise, the term shall include livestock, fowl, reptiles, amphibians, and wildlife, as well as dogs, cats and other creatures commonly owned as pets. The term shall exclude fish and other small aquarium-maintained creatures, not herein prohibited or restricted, where the owner only maintains no more than three aquariums having a total capacity of 90 gallons.

*Animal control division, animal control authority or animal control officer* means the animal control division of the city police department, its' animal control officers and/or peace officers.

*Animal shelter or city kennel* means a facility designated by the city council to be used for the impoundment of animals taken up by the animal control officers or other similar facility that may be temporarily contracted or designated by the chief of police for animal impoundment under the provisions of this chapter.

*Animal welfare group* means an association or nonprofit corporation who has as one of its purposes the providing for the welfare and/or protection of animals of any kind.

*Apiary* means a place where a bee colony is kept.

*Authority* means the local rabies control authority as defined in this section.

*Bee* means any stage of the common domestic honey bee, *Apis mellifera* species.

*Brand* means a mark made on the skin of any animal which indicates the ownership of the animal; typically used with livestock.



*Cat* means the male and the female of any domesticated member of the feline species of animal.

*Chief of police* means the chief of police or the chief of police's designee responsible for the administration of this chapter.

*Circus* means a commercial variety show featuring animal acts for the public at a fee or a part of a charity.

*Colony* means a hive and related equipment and appurtenances including bees, comb, honey, pollen, and brood.

*Commercial animal enterprise* means and includes, but not be limited to, enterprises such as kennels, pet shops, riding stables, animal actions, performing animal exhibitions, animal training services, grooming shops, petting zoos, aviaries or any similar entrepreneurial relationship regarding animals.

*Constrictor* means a snake that kills its prey by coiling tightly around it, causing suffocation.

*Dangerous wild animal* shall have the same meaning as defined in V.T.C.A., Health and Safety Code §§ 822.101—822.116, as amended.

*Day* means a workday including Saturday and excluding Sunday and city holidays.

*Distance between structures*, where a minimum setback or distance between any enclosure for an animal from a residence is required, means the most direct line distance between the two structures, unless otherwise provided.

*Dog* means the male and the female of any domesticated member of the canine species of animal.

*Domestic animal* means any animal whose physiology has been determined or manipulated through selective breeding and does not occur naturally in the wild; any animal which can be vaccinated against rabies with an approved rabies vaccine; and any animal which has an established rabies quarantine observation period.

*Estray* has the same meaning as defined in V.T.C.A., Agriculture Code ch. 142 as amended, defining estray as stray livestock, stray exotic livestock, and stray exotic fowl.

*Exotic species* means any animal or reptile, fish, or bird, born or whose natural habitat is considered to be outside the continental United States, including nonvenomous reptiles and fish.

*Fish* means any of the cold-blooded animals that extract oxygen from water through the use of gills.

*Fowl* means and includes all birds, e.g., chickens, turkeys, pheasants, quail, guineas, geese, ducks, peafowl and other domestic feathered creatures and nondomestic feathered creatures, regardless of age or sex.

*Governmental entity* means an agency or political subdivision of the state or an agency or department of the federal government.

*Habitual offender* or *habitually* means or refers to, an owner who has received two or more final convictions of this chapter or the owner of an animal who has been the subject of impoundment in the animal shelter three or more times during a 12-month period or any combination of convictions and impoundment totaling three incidents.

*Harbor* means to possess while in the act of keeping and caring for an animal; or of providing a premises to which the animal returns for food, shelter or care for a period of three days or longer.

*Hive* means a structure intended to house a colony.

*Kennel* means an establishment designed or used for the selling, breeding, or overnight boarding of animals where more than three dogs and two cats or three cats and two dogs or a combination of five other animals are to be boarded, sold, or bred.

*Livestock* means and includes, regardless of age, sex or breed, horses and all equine species, including mules, donkeys and jackasses; cows and all bovine species; sheep and all ovine species; llamas; goats and all caprine species; and pigs and all swine species.

*Local rabies control authority* means the senior animal control officer, or an officer he designates to act in his place when he is temporarily unable to act for any reason.

*Marine animal* means any animal, other than a mammal or bird, that lives in a marine environment.

*Multi-pet owner* means a person who keeps or harbors ~~more than five~~ **or more** cats or dogs or any combination of five **or more** cats and dogs. Puppies and kittens under four months of age shall not be counted for purposes of this definition.

*Neutered* means any animal, male or female, rendered incapable of breeding or being bred, i.e., castration in the male and spaying or **ovariohysterectomy** ~~ovariectomy~~ in the female.

*Nonregisterable dangerous dog* means any dog which:

- (1) When unprovoked, severely attacked or inflicts serious injury or death to a person, whether on public or private property; or
- (2) Has been deemed nonregisterable by the animal control officer and upheld or unchallenged by any court of jurisdiction.

*Owner or presumed owner* means any person who has purchased or who owns, keeps, maintains, harbors or has care, custody or control of one or more animals. Ownership may be determined by identifying an adult resident of the premises upon which the animal is kept, maintained, harbored or otherwise resides and such adult shall constitute the owner of the animal upon such premises. Each actual resident of the premises shall be the owner or presumed owner and charged with responsibility for the animals thereon maintained or harbored.

*Performing animals* means any spectacle, display, act or event in which animals perform.

*Person* means and includes an individual human, partnership, copartnership firm, company, limited liability partnership or other partnership or other such company, joint venture, joint stock company, trust, estate, governmental entity, association or corporation or any other legal entity, or their legal representatives, agents or assigns. The masculine gender shall include the feminine, the singular shall include the plural where indicated by the context.

*Poison* means a substance having an inherent harmful property which renders it, when taken into the system, capable of destroying animal life.

*Policy* means the policies and procedures adopted consistent with this chapter and applicable to the animal control division of the city police department.

*Premises* means a definite portion of a legal lot of real estate or land, together with any appurtenances or buildings.

*Prohibited animals* means any animal prohibited by state or federal law and including any individual species and/or subspecies of the following animals: antelope, lions, tigers, ocelots, bobcats, lynx, cougars, leopards, cheetahs, jaguars, hyenas, bears, lesser pandas, ferrets born in natural habitats, binturong, ostriches, emus, elephants, Vietnamese pot belly pigs, miniature pigs, apes or such other nondomestic species of animal not common to this area.

*Proper enclosure for a registered dangerous dog* means a house or a building, or in the case of a fence or structure/pen, the fence or structure/pen must be at least ~~four~~ **six** feet in height. The structure/pen must also have minimum dimensions of **150 square feet** ~~five feet by ten feet~~. The fence or structure/pen must form an enclosure suitable to prevent entry of young children and must be locked and secured such that an animal cannot climb, dig, jump or otherwise escape of its own volition. The enclosure shall be securely locked at all times and have secured sides to prevent a dangerous animal or registered dangerous dog from escaping from the enclosure. The structure/pen shall provide protection from the elements for the animal. **The structure must have a secure top and a concrete floor.** ~~The animal control officer may require a fence higher than four feet or require a secure top and/or a secure bottom to the structure/pen if the need is demonstrated.~~ Invisible fences or similar technology shall not constitute proper enclosure.

*Proper outdoor enclosure for a dog* means a fence or structure must be at least **four feet in height**. The structure/pen must also have a minimum dimension of **150 square feet**. The fence or structure/pen must form an enclosure secured such that an animal cannot climb, dig, jump, or otherwise escape of its own volition. The structure shall provide protection from the elements for the animal. Invisible fences or similar technology shall not constitute proper enclosure.

*Quarantine* means a period of ten days used for observation of a domestic or pet animal to determine the health status of that animal in relation to the rabies virus.

*Quarantine by owner* means an animal owner who quarantines with animal control officer's permission under the following conditions:

- (1) Animal must have current rabies vaccination and be registered with animal control;
- (2) Animal must be inside an enclosed structure, i.e., house or garage, and must remain there for ten days;
- (3) If maintained outside, animal must be behind a fence from which it cannot escape and on a chain from which it cannot break loose or inside a covered pen or kennel from which it cannot escape. The length of the chain must prevent the animal from making contact with the fence in which it is kept;
- (4) Animal must be kept away from other animals and people except those in the immediate household;
- (5) Animal may not be removed from the corporate city limits while under quarantine;

(6) Owner shall notify animal control officer immediately if animal becomes sick or displays any behavioral changes;

(7) Owner shall not subject the animal to any medical procedure without first notifying the animal control officer. This includes any vaccination;

(8) Animal must be examined by the local rabies control authority or designee by the first day of home quarantine and again on the final day of quarantine. Upon final examination the authority may declare the animal to be free of the rabies virus or under questionable circumstance differ such examinations to a licensed veterinarian. In such instances, owner shall be responsible for all associated costs and when required produce proof of such veterinarian examinations;

(9) Owners who are deemed habitual offenders as defined herein shall not be allowed home quarantine;

(10) Owner must allow animal control, with reasonable notice, to view and confirm the health of the animal during the rabies quarantine period.

*Rabies vaccination* means the vaccination of a dog, cat or other domestic animal with an antirabies vaccine approved by the state department of health and administered by a veterinarian licensed by the state.

*Registered dangerous dog* means any dog registered with the city in compliance with V.T.C.A., Health and Safety Code §§ 822.041—822.047, and with article IV of this chapter, pertaining to registered dangerous dogs.

*Residence* means any place of human habitation at any time, day or night, including, but not limited to, any single-family or multifamily dwelling, church, school, convalescent center or nursing home.

*Restrained* means: ~~any animal secured by a leash, rope or chain of some sort or confined through fencing or otherwise within the property limits of its owner.~~

1) With respect to a dog:

- a. Kept under direct physical control of the animal's owner or handler by a tether, leash, cord, chain, or similar direct physical control; or
- b. Confinement through fencing or similar enclosed structure within the property limits of its owner.

2) With respect to any other animal:

- a. Secured by a tether, leash, rope, or chain of some sort; or
- b. Confinement through fencing or similar structure within the property limits of its owner.

*Restricted animals* means any individual species and/or subspecies defined herein as prohibited animals that have been registered and permitted in compliance with the procedures set out in section 5-132.

*Running at large or animals at large* means:

(1) *Off premises*. Off-premises as follows:

- a. Any animal, except pet cats, which is not restrained by means of a leash, chain, or other physical apparatus of sufficient strength and length to control the actions of such animal while off-premises;
- b. Any cat which is creating a nuisance off the owner's property.

(2) *On-premises*. On-premises as follows:

a. Any animal, except pet cats, not confined to the premises of the owner by a substantial fence of sufficient strength and height to prevent the animal from escaping there from; ~~or secured on the premises by a chain or leash sufficient in strength to prevent the animal from escaping from premises and so arranged that the animal will remain upon the premises when the leash is stretched to full length;~~

b. Any animal, except dogs, secured on the premises by a tether, chain, or leash sufficient in strength to prevent the animal from escaping from premises and so arranged that the animal will remain upon the premises when the tether, leash, or chain is stretched to full length;

c. ~~b.~~ An animal intruding upon the property of another person other than the owner's shall be termed "at large;"

d. ~~c.~~ Any animal within a vehicle in a manner that would prevent that animal's escape or contact with other persons or animals shall not be deemed "at large."

*Serious injury* means bodily injury resulting from severe attack or severe bite from an animal which produces severe pain, trauma, loss of blood or tissue, and which requires medical treatment of wounds inflicted by the animal.

*Severe attack* means an attack in which the animal repeatedly bites or vigorously shakes its victim, and the victim, or a person intervening, has extreme difficulty terminating the attack.

*Severe bite* means a puncture or laceration made by an animal's teeth which breaks the skin, resulting in a degree of trauma which would cause most prudent and reasonable people to seek medical care for treatment to the wound, without considerations of rabies prevention alone.

*Stray animal (including estray)* means any animal, of which there is no identifiable owner or harborer, which is found to be at large within the corporate limits of the city.

*Tag* means a vaccination tag attached to a collar as required by this chapter or some other permanent identifying device attached to a collar or to an animal.

*Tattoo* means a permanent mark which is made on the skin of an animal by puncturing the skin and inserting indelible color, and which is used to show ownership.

*Tract* means a contiguous parcel of land under common ownership.

*Undeveloped property* means any property that is not improved or under improvement for human use or occupancy, including property developed as a street or highway, or used for a commercial agricultural purpose.

*Unprovoked attack* means that the animal was not hit, kicked, teased, molested or struck by a person with an object or part of a person's body, nor was any part of the animal's body pulled, pinched or squeezed by a person.

*Vaccination* means an injection of a rabies vaccine which is approved by the U.S. Department of Agriculture, Veterinary Biologics Division, state veterinarian and administered by a licensed veterinarian or at an approved antirabies clinic.

*Veterinarian* means any person duly licensed to practice veterinary medicine by the state board of veterinary examiners, or who is exempt from such licensing.

*Wild animal or wildlife* means any nondomestic creature (mammal, amphibian, reptile or fowl) which is of a species which is wild by nature, which can normally be found in a wild state, and which is not naturally tame or gentle, or which, because of its size, vicious nature and other characteristics, constitutes a danger to human life or property including all animals identified herein as prohibited.

*Workday* means a day from Monday through Saturday, excluding city holidays, with each respective day's work hours beginning at 8:00 a.m. and continuously operating until 8:00 p.m.; defining the public's routine access to administrative fees and impound release transactions authorized by this chapter.

*Zoological park* or *zoo* means any facility, other than a pet shop or kennel, displaying or exhibiting one or more species of animals, operated by a person or under the auspices of a governmental entity.

### **Sec. 5-2. - Penalty.**

(a) Any person who shall violate any of the provisions of this chapter, or shall fail to comply therewith, or with any of the requirements thereof, within the city limits shall be deemed guilty of an offense and shall be liable for a fine not to exceed the sum of \$500.00. Each day the violation exists shall constitute a separate offense. Such penalty shall be in addition to all the other remedies provided herein.

(b) A person commits an offense if, with intent to deceive, he knowingly makes a false report or statement, either verbal or written, that is material to an investigation of an alleged violation of this chapter to an animal control officer or other person authorized to enforce provisions of this chapter.

(c) A person commits an offense if he reports to a person authorized to enforce provisions of this chapter an offense or incident within that person's concern knowing that the offense or incident did not occur.

*(Ord. No. 287-1, § 167, 2-1-2005)*

### **Sec. 5-3. - Purpose.**

It is the intent and purpose of this chapter to provide a safe and healthy environment within the city for both animals and people. While a person may own and keep animals within the city, the conduct of those animals and the conditions that the animals are kept in should be safe and healthy and should not infringe on the surrounding homes and their inhabitants.

*(Ord. No. 287-1, § 167, 2-1-2005)*

### **Sec. 5-4. - Enforcement and policy.**

(a) The provisions of this chapter may be enforced by animal control officers, police officers, and such other persons as are designated by the city. Nothing herein is intended to or shall preempt any statutory duty or authority of any federal, state, or local entity or official charged with animal control, stray, control or impoundment, or other animal related matters.



(b) It shall be unlawful for any person to interfere with, obstruct, resist or oppose any animal control officer or other person authorized to enforce the provisions of this chapter while such person is apprehending an animal or performing any other duties or investigation. It shall be unlawful to take or attempt to take any animal from any animal control officer or from any vehicle used by the officer to transport any animal or to take or attempt to take any animal from the animal shelter or other kennel or confinement area used to impound an animal.

(c) In all instances of a violation of any provision of this chapter, whether the animal is impounded or not, the owner or keeper of such animal may be cited by an officer who has the authority to enforce this chapter for any violation of this chapter. The animal control division may also by policy establish a conditional written warning procedure relating to registrations, displaying of tags, and general "at large" violations. The receipt of such written warnings does not preclude the animal control division from citing the recipient if the conditions of the written warning are not met in a timely fashion.

(d) In the enforcement of this chapter, animal control officers and police officers shall have the authority to utilize firearms to kill or otherwise disable any animal to protect themselves, to protect a third person or to protect another animal from attack or threat of imminent injury or to prevent such animal from enduring further pain or suffering as a result of disease or injury. They shall also have the authority to tranquilize or trap any animal, fowl, livestock or wildlife consistent with humane policies adopted by the animal control division.

(e) Unless specifically provided in this chapter, an offense under this chapter shall not require a culpable mental state. It is the intent of this chapter to impose strict liability for violation of the requirements of this chapter.

(f) To aid in the administration of this chapter, the animal control division shall by policy making authority of the chief of police, adopt administrative policies and operational procedures consistent with the purpose and intent of this chapter.

*(Ord. No. 287-1, § 167, 2-1-2005)*

### **Sec. 5-5. - Powers and duties of citizens.**

Any person who finds an animal which he does not own on property that he owns or exercises control over or on public property may take control of said animal if it is running at large (as provided in section 5-38) and may deliver the animal to an animal control officer, the animal shelter, or an animal emergency medical facility. If the animal is not delivered to an animal control officer, the animal shelter, or an animal emergency medical facility, the person must report that he had taken control of the animal to an animal control officer or the animal shelter within 72 hours. If the animal is wearing a tag of any kind or has a tattoo,

brand, or other identifying mark, that information shall be included in the report to the animal control officer or animal shelter.

*(Ord. No. 287-1, § 167, 2-1-2005)*

### **Sec. 5-6. - Prima facie evidence.**

In any prosecution charging a violation of this chapter, governing the abuse, neglect or ownership of an animal or failure to license an animal as herein required, proof that the particular property described in the complaint was the premises upon which the animal resided, was harbored or maintained and a violation of any section of this chapter occurred involving said animal, together with proof that the defendant named in the complaint was, at the time of such complaint or at the time when the animal was in violation of this chapter, the registered owner of such animal or the person with legal rights to reside on said property, shall constitute in evidence a prima facie presumption that the registered owner of such animal or the person with legal rights to reside on said property was the owner of the animal and the person who failed to comply with this chapter.

*(Ord. No. 287-1, § 167, 2-1-2005)*

### **Sec. 5-7. - Abatement of conditions not complying with chapter.**

Whenever any premises where animals are kept in an unsanitary conditions, or the facilities are not in keeping with provisions of this chapter or any other regulations herein, the animal control division, by written notice on a form provided by police department policy clearly stating the intent of this section, to the person responsible for the condition of the premises, may order the abatement of the conditions which are not in accordance with the ordinance or other regulations, or conditions which constitute a nuisance. Failure to comply with such order shall, in addition to any criminal or administrative proceedings, be grounds for and entitle the city to obtain relief by injunction. Nothing herein precludes the city's use of any public health ordinance or law in lieu of nuisance abatement or injunctive relief herein provided.

*(Ord. No. 287-1, § 167, 2-1-2005)*

### **Sec. 5-8. - Compliance with chapter not relief from compliance with other regulations.**

The keeping of any animal in accordance with provisions of this chapter shall not be construed to authorize the keeping of the same in violation of [chapter 53](#), zoning, or any other ordinance of the city.

*(Ord. No. 287-1, § 167, 2-1-2005)*

**Sec. 5-9. - Fees.**

The fee schedule attached as appendix A to this Code shall apply to all animals within the city limits. It shall not be construed that the city be required to bear the costs of any animal that has an owner. The owner shall reimburse the city for any actual expenses and shall be responsible for all fees set forth in appendix A to this Code. The city may recover all fees, costs and damages incurred as a result of the animal as restitution in a criminal proceeding under the provisions of this chapter or the state statute in addition to a fine being charged. In extraordinary circumstances, certain fees related to redemption of impounded animals may be administratively waived for owners with supervisory approval; or pay agreements reached between owners and animal control supervisors. Such administrative actions shall be guided by animal control's adopted policies and procedures.

*(Ord. No. 287-1, § 167, 2-1-2005)*

**Secs. 5-10—5-36. - Reserved.****ARTICLE II. - GENERAL REGULATIONS**

Sec. 5-37. - Identification for animals.

Sec. 5-38. - Running at large.

Sec. 5-39. - Confinement during estrus.

Sec. 5-40. - Animal defecation in certain areas.

Sec. 5-41. - Wild animals or wildlife.

Sec. 5-42. - Nuisance animals.

Sec. 5-43. – Honeybees-~~General Provisions.~~

Sec. 5-43.1 – Honeybees- Enforcement and Penalties

Sec. 5-44. - Pens and coops; location.

Sec. 5-45. - Livestock.

Sec. 5-46. - Storage of feed.

Sec. 5-47. - Other restrictions.

Sec. 5-48. - Animals held on complaint.

Sec. 5-49. - Removal of animals from confinement.

Secs. 5-50—5-71. - Reserved.

**Sec. 5-37. - Identification for animals.**

Except as provided herein, all animals within the city shall be marked by some type of identifying license, tag, band, tattoo or brand by which the animal's owner can be identified. Animals exempted from this requirement are mice, rats, rabbits, guineas, hamsters, gerbils, ferrets, fowl and snakes.

(Ord. No. 287-1, § 167, 2-1-2005)

### Sec. 5-38. - Running at large.

(a) *Responsible party.* It shall be unlawful for any person who owns, keeps, harbors or otherwise has control over any animal within the city to allow or permit such animal to run or be at large within the city.

(b) *Cats.* The prohibition against an animal running at large shall not apply to a domestic cat which has been vaccinated as required by this chapter and which is wearing the required vaccination tags. The prohibition shall apply to all other cats.

(c) *Restraint required.* An animal shall be considered to be at large if it is:

1. Not under the control of its owner either by a tether, leash, chain, cord, or other suitable material attached to a collar or harness;
2. In the case of an animal other than a dog, not restrained on the property of the owner by a tether, leash, chain, cord; or
3. Not restrained on the property of the owner by a fence.
4. An animal inside a vehicle parked in a public place or in the open bed of a moving or parked vehicle in a public place shall be considered to be at large unless it is restrained in such a manner that it cannot exit the vehicle of its own volition.

~~not under the control of its owner by either a leash, chain, cord or other suitable material attached to a collar or harness, or not restrained on the property of the owner by a leash, chain, cord or fence. An animal inside a vehicle parked in a public place or in the open bed of a moving or parked vehicle in a public place shall be considered to be at large unless it is restrained in such a manner that it cannot exit the vehicle of its own volition.~~

(d) *Snakes.* It shall be unlawful for any person to have a snake in any park or other public place unless it is within some type of cage, pen or enclosure.

(e) *Impoundment.* The animal control officer for the city may impound any animal observed to be at large, whether the animal is on public or private property, subject to the applicable provisions of the law. If the animal control officer observes an animal on property which is owned by a person other than the owner of the animal, and observes the animal return to property of its owner, the animal control officer may impound the animal or issue a citation for the animal running at large. In the event the animal is on private property or property of the animal's owner, the animal control officer, his agent, or peace officer may enter the property, other than a private dwelling for the purpose of impoundment or issuance of a citation, or both, subject to the applicable provisions of the chapter and law.

(f) *Prima facie evidence.* Proof that an animal was found at large in violation of this section, together with proof that the defendant was the owner of such animal at the time, shall constitute prima facie evidence that the defendant allowed or permitted the animal to be at large.

#### **Sec. 5-39. - Confinement during estrus.**

(a) *Secured enclosure required.* Any unspayed female dog or cat in the state of estrus (heat) shall be confined during such period of time in a house, building or secure enclosure and the area of enclosure shall be so constructed that no other dog or cat may gain access to the confined animals except for controlled ~~breeding~~ ~~breeding~~ permitted by the owner of the female.

(b) *Chaining ~~Changing~~ or tethering.* Additionally, ~~if the dog's owner or handler remains outside within visual range of the dog throughout the period of restraint~~, the female dog or cat shall not be chained or tethered, except in a secured enclosure, and if chained or tethered within a secured enclosure, the female dog or cat may not be chained or tethered in a manner that prevents her from defending herself or from avoiding a male.

(c) *Removal of the animal.* Owners who do not comply shall be ordered to immediately remove the animal in heat to a veterinary hospital or the animal shelter. Failure to comply with the removal order of the animal control officer shall be a violation of this chapter and the dog or cat will then be impounded as prescribed herein. All expenses incurred, as a result of this confinement, shall be paid by the owner.

#### **Sec. 5-40. - Animal defecation in certain areas.**

(a) *Prohibited.* It is unlawful for the owner or person in control of an animal to intentionally, knowingly, recklessly or with criminal negligence allow or permit such animal to defecate on any public property or improved private property other than that of the owner of the animal. That the animal was at large at the time it defecated on any property shall constitute a prima facie evidence that the owner or person in control of the animal allowed or permitted the animal to so act.

(b) *Exception.* It is an exception to the application of this section that the owner or person in control of the animal immediately removed and cleaned up such animal's feces from public or private property.

(Ord. No. 287-1, § 167, 2-1-2005)

### **Sec. 5-41. - Wild animals or wildlife.**

- (a) No person shall possess, keep or have care, custody or control of a prohibited animal, wild animal or wildlife within the city except as provided herein.
- (b) All persons shall be prohibited from selling, giving, transferring or importing into the city any wild animal.
- (c) This section shall not apply to approved zoological parks or circuses. Nor shall this section apply to primary and secondary schools, colleges and universities, zoological parks owned or operated by a governmental entity or any animal assisting physically handicapped persons.
- (d) It shall be a defense to prosecution under this section that the animal being kept was an infant or injured animal which was not capable of surviving on its own and that such animal was kept for three days or less, or for such reasonable time as was necessary before giving the animal to a licensed wildlife rehabilitator.

*(Ord. No. 287-1, § 167, 2-1-2005)*

### **Sec. 5-42. - Nuisance animals.**

- (a) As used in this article, a nuisance animal shall be defined as any animal that commits any of the acts listed herein:
  - (1) Molests or chases pedestrians, passersby or passing vehicles, including bicycles, or molests, attacks or interferes with other animals or persons on public property or private property other than the owners;
  - (2) Makes unprovoked attacks on other animals of any kind or engages in conduct which establishes such animal as a "dangerous animal";
  - (3) Is repeatedly at large; specifically, three or more times per 12-month period (excluding domestic cats);
  - (4) Damages, soils or defiles public property or private property, other than property belonging to or under the control of the owner;
  - (5) Repeatedly defecates on property not belonging to or under the control of its owner, unless such waste is immediately removed and properly disposed of by the owner of the animal (including domestic cats);
  - (6) Barks, whines, howls, crows, crackles or makes any noise excessively and continuously, and such noise disturbs a person of ordinary sensibilities;
  - (7) Produce odors or unclean conditions sufficient to annoy persons living in the vicinity; or

(8) Is unconfined when in heat.

(a) ~~(b)~~ If the animal control officer determines that any animal is a nuisance, the animal control officer may issue an order requiring that the owner meet certain remedial requirements to correct the conduct of the animal. The order, the form of which shall be provided for by policy, shall be given to the owner by personal service or by certified mail, return receipt requested. The owner may file a written appeal to this order clearly stating the reasons for the appeal, to the chief of police within ten days of service. The chief of police or designee shall conduct a hearing to determine the issues stated in the written appeal. At the hearing the formal rules of evidence do not apply. The chief shall make his decision on the basis of preponderance of the evidence presented. The decision of the chief shall be rendered within 30 days from receipt of the appeal and the decision of the chief shall be final. Nothing herein precludes the city from seeking other remedies if owner's fail to comply with the remedial requirements stated or the decisions rendered in the appeal process.

(b) ~~(e)~~ Persons residing within 600 feet of a person who harbors or keeps an animal that they believe to be a nuisance may initiate a written, signed complaint, the form of which shall be provided for by policy, with the animal control division. The animal control division shall investigate the merits of such complaints to determine if the stated animal is a nuisance as defined herein this section. If the animal is determined to be a nuisance animal the procedure set forth in subsection (a) ~~(b)~~ of this section shall apply.

#### **Sec. 5-43. – Honeybees-~~General Provisions.~~**

~~No person shall construct, place or maintain any beehive within 300 feet of any residence other than that of the owner except with the consent of the occupants of all such residences.~~

##### **(a) Restrictions**

1. A person may not keep a colony that causes a threat to human or animal health, or interferes with normal use and enjoyment of public or private property.

##### **(b) Apiary Maintenance**

1. A person shall keep a colony in a Langstroth-type hive with removable frames that is maintained in sound and usable condition.
2. A person shall provide a source of water to a colony to prevent the bees from congregating at a water source used by a human, bird, or domestic pet.
3. A person shall store or dispose of bee comb or other material removed from a hive in a sealed container, building, or other bee-proof enclosure.

(c) Construction of Flyway Barrier

1. Except as provided in Subsection (B), a person who keeps a colony within 25 feet of the property line of a tract, as measured from the nearest point of a hive to the property line, shall establish and maintain a flyway barrier parallel to the property line.
2. A person is not required to construct a flyway barrier if the aviary tract is adjoined by undeveloped property for a distance of at least 25 feet from the property line of the tract that is closest to location of the colony.
3. A flyway barrier created under this section must:
  - a. Consist of a solid wall, fence, dense vegetation, or combination of these materials at least six feet high; and
  - b. Extend at least 10 feet beyond the hives on each end of the colony.

(d) Control of Aggressive Colony

1. A person shall immediately replace the queen in a colony that exhibits aggressive characteristics, including stinging or attempting to sting without provocation, or a disposition towards swarming. A person required to replace a queen under this subsection shall select the replacement from bee stock bred for gentleness and non-swarming characteristics.
2. As required for swarm management, a person may maintain a nucleus colony for each two colonies allowed under this chapter. A person may house a nucleus colony in a structure not exceeding a standard 9 5/8 inch depth ten-frame hive body with no supers attached. A person shall dispose of or combine a nucleus colony with an authorized colony not later than the 30<sup>th</sup> day after the date the nucleus colony is acquired.

(e) Colony Density

1. Except as provided in Subsection (B), a person may not keep more than:
  - a. Two colonies on a tract one-quarter acre or smaller
  - b. Four colonies on a tract larger than one-quarter acre but smaller than one-half acre
  - c. Six colonies on a tract one-half acre or more but smaller than one acre
  - d. Eight colonies on a tract one acre or more
2. A person may keep an unlimited number of colonies on a tract:



- a. On which all hives are located at least 200 feet from each property line of the tract; or
- b. Adjacent to undeveloped property for at least 200 feet from any hive

(f) Hive Identification and Ownership

- 1. Except as provided in Subsection 2, a person shall:
  - a. Brand, paint, or otherwise clearly mark the apiary owner's name or telephone number on at least two hives placed at opposite ends of an apiary; or
  - b. Post a conspicuous sign displaying the apiary owner's name and telephone number at the entrance to the apiary tract.
- 2. A person is not required to place owner identification on or near a colony located on a tract on which the owner resides.

### **Sec. 5-43.1 – Honeybees- Enforcement and Penalties**

(a) Inspection or Enforcement by Animal Control Authority

- 1. The animal control authority may inspect an apiary between the hours of 8:00 a.m. and 5:00 p.m. If the owner of the apiary resides on the tract or the owner's name is marked on the colony, the animal control authority shall attempt to give the owner notice of inspection.
- 2. The animal control authority may investigate a complaint of a violation of this chapter.
- 3. For enforcement actions under this chapter, the animal control authority may presume that the person who owns or has a present right of possession or control of a tract on which an unidentified colony is located is the owner of the colony. A person may rebut the presumption of ownership by presenting the animal control authority with a written agreement indentifying the name, address, and telephone number of the owner of the unidentified colony.

(b) Destruction of Wild or Abandoned Bees

- 1. The animal control authority will order relocation of bees described in Subsection 2(a-c) if the relocation of the bees can be done without threatening human or animal health or interfering with the normal use and enjoyment of public or private property.
- 2. If relocation of bees under Subsection 1 in not possible then, without notice and a hearing, the animal control authority may order destruction of:
  - a. A colony not residing in a hive;
  - b. A swarm of bees; or

- c. A colony residing in an abandoned standard or man-made hive.

(c) Notice of Violation or Hearing

1. Except as provided in subsection (b) (Destruction of Wild or Abandoned Bees), the animal control authority shall issue written notice to a person the animal control officer believes to be in violation of this chapter. Notice of violation issued under this section must include:
  - a. A description of the alleged violation;
  - b. A description of the required corrective action;
  - c. A statement that compliance is required within 10 days of the date of the notice; and
  - d. A statement that the person may request a hearing to determine if a violation of this chapter exists.
2. If a person requests a hearing or fails to correct an alleged violation within 10 days of the date a notice of violation is issued, the animal control authority shall issue a notice of hearing to the person. Notice of hearing issued under this section must include:
  - a. The date, time and place of the hearing;
  - b. A description of the alleged violation;
  - c. A statement that the person may appear in person or through counsel, present evidence, cross examine witnesses, and request that the proceeding be recorded; and
  - d. A statement that the bees may be ordered relocated, destroyed or removed if the animal control authority finds a violation of this chapter has occurred.
3. Except as provided in subsection 4, the animal control authority shall send notice under this section by certified mail.
4. If the animal control authority is unable to locate the owner of a colony, notice under this chapter may be given by:
  - a. A single publication in a newspaper of general circulation at least five days before the date of the hearing; and
  - b. Posting a notice on the tract where the colony is located.

(d) Enforcement Procedure

1. The animal control authority shall conduct a hearing requested under this chapter under the preponderance of credible evidence standard of proof.
2. If the animal control authority finds that a person has committed a violation of this chapter, the animal control authority may:
  - a. issue an enforcement order;
  - b. order that the person's bees be relocated, destroyed or removed not later than the 20<sup>th</sup> day after the date of the decision; and
  - c. prohibit the person from locating a colony on the same tract for a period of two years following the date of the decision.
3. The animal control authority may issue a warning if the animal control authority determines that a person did not intentionally commit a violation and that the person has implemented corrective action sufficient to cure the alleged violation.
4. If a person fails to comply with an enforcement order issued under this chapter, the animal control authority may destroy or relocate the colony subject to the order.
5. After destruction or relocation of a colony by the animal control authority, a person shall pay all related expenses and request that the animal control authority return all usable components of the hive structure that are not damaged or unsafe for use.
6. In issuing orders under this section, the animal control authority will order the relocation of bees, instead of their destruction, if relocation can be done without threatening human or animal health or interfering with the normal use and enjoyment of public or private property.

(e) Appeal

1. A person may appeal the animal control authority's decision under this chapter to a court of competent jurisdiction. An appeal under this section shall stay the animal control authority's decision.
2. The animal control authority may not require a person to remove a colony subject to a decision under appeal pending the determination of the appeal.

**Sec. 5-44. - Pens and coops; location.**

(a) All fowl and rabbits shall be kept within a pen, coop or hutch. A fenced yard shall not qualify as a pen or coop. **No more than 6 hens shall be kept at a residence. This exception does not apply to roosters.**

~~(b) Any person keeping or harboring any animal, other than livestock, shall locate any pen, coop, hutch or other housing at least 50 feet from any residence, excluding the residence of the person keeping or harboring the animals.~~

### Sec. 5-45. - Livestock.

(a) It shall be unlawful for any person owning or having care, custody or control over any livestock, except the horses used by the city police department, to:

- (1) Cause or permit any livestock to be pastured, herded, stacked or tied in any street, lane, alley, park or other public place;
- (2) Tie, stake or pasture or permit the tying, staking or pasturing of any animal upon any private property within the city without the consent of the owner or occupant of such property, or in such a way as to permit any livestock to trespass upon any street or other public place or upon any private property; or
- (3) Permit any livestock to be or remain during the nighttime secured by a stake, or secured in any manner other than by enclosing such animal in a pen, corral or barn sufficient and adequate to restrain such livestock.

(b) It shall be unlawful for any person to keep or harbor any livestock within the city **unless the property is zoned Agriculture.** ~~in a pen or other enclosure situated at any point closer than 200 feet to any residence, excluding the residence of the person keeping or harboring the livestock.~~

(c) It shall be unlawful for any person to keep or harbor any livestock within the city in a pen or other enclosure which has less than **one acre** ~~600 square feet~~ of area for each livestock.

### Sec. 5-46. - Storage of feed.

All feed provided for animals, other than hay, shall be kept in an enclosed building or container except when being used to feed an animal.

*(Ord. No. 287-1, § 167, 2-1-2005)*

### Sec. 5-47. - Other restrictions.

(a) *Hogs.* The keeping of hogs is prohibited.

(b) *Keeping of animals near city water supply.*

(1) The term "keeping" means the care and control of the livestock or fowl in question for a period of longer than five days.

(2) It is unlawful and constitutes an offense for any person, whether for himself or as the agent or servant of another or others, to keep or to participate in keeping any horse, hog, cattle, sheep, goat, other livestock and/or fowl in any pen or lot used to confine any such multiple animal operation within 500 feet of any water supply wells from which the city obtains its principal water supply as specified in the official Texas Administrative Code published under authority of the secretary of state, title 31, Natural Resources and Conservation § 290.41(c)(1)(C)(D)(F).

(c) *Keeping of animals and fowl restricted.* It is unlawful and constitutes a nuisance to keep any horse, cattle, sheep, goat, rabbit or other livestock, including fowl, at any place within the city, when the place where the same are kept is within 200 feet of any private residence or dwelling place or within 500 feet of any building or establishment open to the public, with the exception of park land, or if the animal or fowl in question is kept in a manner and under conditions wherein by reason of the odors emanating therefrom, the noise made by it or from any other case pertaining to it or pertaining to the manner or to the place at which it is kept is reasonably calculated to annoy, offend or disturb the reasonable sensibilities of inhabitant of a private residence, or persons occupying or visiting an establishment open to the public. The distance provisions do not apply to park land; however, other requirements of this section relating to the manner in which animals are kept shall apply to such park land.

(d) *Keeping of animals and fowl—Proof constitutes prima facie case.* Proof that one dozen or more of such fowl or animals as described in subsection (c) of this section, or any combination thereof, are being kept at any one time at a place within the city that is within 200 feet of the private residence of another, or within 500 feet of any building or establishment open to the public, shall be sufficient to make out a prima facie case, and unless such prima facie case is overcome by sufficient evidence, it shall warrant a conviction under the provisions of this section.

(e) *Same—Exceptions to distance restrictions.* The distance restrictions and livestock prohibitions of this chapter do not apply to property zoned as agricultural district A according to chapter 53, pertaining to zoning. The distance restrictions of this chapter do not apply to property zoned as urban estate (UE) according to chapter 53, pertaining to zoning, or to property properly zoned or used (as in continuing use) as veterinary clinics or facilities or established kennels that are for the purposes of care or boarding animals or existing shipping pens utilized for temporary holding before shipment or sale.

(f) *Dead animals and fowl.* It is unlawful for any person in the city to cause to be placed or place, or allow to remain in or near his premises or the premises of any other person, or in any of the streets or other public roadways, any dead animal, either wild or domesticated, or any dead fowl, either wild or domesticated.

(Ord. No. 287-1, § 167, 2-1-2005)

## **Sec. 5-48. - Animals held on complaint.**

If a complaint has been filed in municipal court of the city against the owner of an impounded animal for a violation of this chapter, the animal may be held on the order of the municipal judge who may also direct the owner to pay any penalties for violation of this chapter in addition to all impoundment fees. Surrender of an animal by the owner thereof to

the animal control officer does not relieve or render the owner immune from the decision of the court nor from the fees and fines which may result from a violation of this chapter.

(Ord. No. 287-1, § 167, 2-1-2005)

### **Sec. 5-49. - Removal of animals from confinement.**

(a) *Removal prohibited.* It shall be unlawful for any person to remove or allow to escape from any place of confinement any dog or cat which has been confined or ordered to be confined by the city, without the consent of the animal control division.

(b) *Release prohibited of confined animals.* It shall be unlawful for any person to knowingly or intentionally enter upon the property of another person for which the person is not given specific permission to enter for the purpose of releasing a confined, chained or tethered animal.

(c) *Interfering with officers during impounding.* It shall be unlawful for any person to interfere or attempt to interfere with the animal control officer or to interfere or attempt to interfere with any person acting for the city in the taking up and impounding of animals in the city.

(Ord. No. 287-1, § 167, 2-1-2005)

### **Secs. 5-50—5-71. - Reserved.**

## **ARTICLE III. - ANIMAL PROTECTION**

---

Sec. 5-72. - Animals in motor vehicles.

Sec. 5-73. - Duty of motor vehicle operator to report accident involving animals.

Sec. 5-74. - Tethered animals.

Sec. 5-75. - Selling dyed animals.

Sec. 5-76. - Giving animals as prizes or inducements.

Sec. 5-77. - Trapping and shooting.

Sec. 5-78. - Molesting animals.

Sec. 5-79. - Pens and enclosure requirements.

Sec. 5-80. - Negligent care.

Sec. 5-81. - Animal in state of pain or suffering.

Sec. 5-82. - Sale of animals in public place.

Sec. 5-83. - Animal fights and fighting paraphernalia.

Sec. 5-84. - Slaughtering of animals.

Sec. 5-85. - Use of poisonous substances.

Sec. 5-86. - Cruel treatment.

Sec. 5-87. - Abandonment.

Sec. 5-88. - Creating a health hazard.

Sec. 5-89. - Tampering with traps and equipment.

Secs. 5-90—5-106. - Reserved.

### **Sec. 5-72. - Animals in motor vehicles.**

(a) It shall be unlawful for any person to leave any animal in any standing or parked vehicle in such a way as to intentionally, knowingly, recklessly, or with criminal negligence endanger the animal's health, safety or welfare. An animal control officer or police officer is authorized to use reasonable force to remove the animal from the vehicle whenever it appears that the animal's health, safety or welfare is or will be endangered if the owner of the vehicle cannot be located after reasonable attempts. The animal shall be taken to the animal shelter or to a veterinarian if the animal is in distress. A written notice bearing the name of the officer removing the animal, a telephone number where he can be contacted and the location where the animal may be claimed by the owner shall be attached to the vehicle. Any person violating this section shall bear the full cost and expense incurred by the city in the care, medical treatment, impoundment cost and disposal of the animal, including the removal from a vehicle in addition to any criminal penalty that may be imposed under this section.

(b) Instances where occupants of motor vehicles are involved in a traffic accident or other vehicle-related incidents which result in animals being left uncontrolled or unattended, animal control or police officers of the city are authorized to take welfare custody of such unattended animals. In the interest of the health, safety or welfare of such animals, officers are authorized to transport such animals to the city's kennel facility, a veterinarian, humane shelter, or an animal emergency clinic. Information shall be provided to the animal's owner as to the animal's disposition. Animal owners shall bear full cost and expense incurred by the city in the care, medical treatment, impoundment costs or other associated costs.

### **Sec. 5-73. - Duty of motor vehicle operator to report accident involving animals.**

(a) Any person who, as the operator of a motor vehicle within the city, strikes any animal shall report the accident to the police department within a reasonable time if the animal stricken is on or near the roadway so that it constitutes a potential traffic hazard. It shall be an affirmative defense to any violation under this section that the incident occurred while the operator was responding to an emergency and that the incident was reported as soon as possible.

(b) Any person who, as the operator of a motor vehicle, strikes a domestic animal shall immediately report such injury or death to the animal's owner; in the event the owner cannot be ascertained and located, such operator shall at once report the accident to the appropriate law enforcement agency or the local humane society.

*(Ord. No. 287-1, § 167, 2-1-2005)*

#### **Sec. 5-74. - Tethered animals.**

~~It shall be unlawful for any person to tether, chain or fasten any animal in such a manner as to permit it to be upon any public sidewalk or street or to leave it unattended while tethered, chained or fastened on public property. It shall be unlawful to tether, chain or fasten an animal in such a manner as to cause it injury or pain or not permit it to reach shelter, food and water.~~

**Restraint of dogs shall be governed by Chapter 821 of the Texas Health and Safety Code, specifically Sections 821.076 to 821.081.**

#### **Sec. 5-75. - Selling dyed animals.**

It shall be unlawful for any person to sell or offer for sale, raffle, offer or give as a prize, premium or an advertising device or cause to be displayed in any store, shop, carnival or other public place an animal or fowl of any kind that has been dyed or otherwise colored artificially.

*(Ord. No. 287-1, § 64, 2-1-2005)*

#### **Sec. 5-76. - Giving animals as prizes or inducements.**

(a) No person shall give away any live animal, reptile, fowl, livestock or wildlife as the following:

- (1) A prize for or as an inducement to enter any contest, game or other competition;
- (2) An inducement to enter a place of amusement; or
- (3) An incentive to enter into any business agreement whereby the offer is for the purpose of attracting trade.

This prohibition shall apply to carnivals, fairs and circuses.

(b) The prohibition contained in this section shall not apply to fish or to animals given as prizes at a rodeo contest or livestock show or as part of a Future Farmers of America, 4-H or similar project.

*(Ord. No. 287-1, § 65, 2-1-2005)*



### **Sec. 5-77. - Trapping and shooting.**

(a) *General prohibition.* It shall be unlawful to set, trigger, activate or otherwise use, or cause to be set, triggered, activated or used, any steel-jawed, leghold trap or for any person, other than animal control officers, to set or otherwise use other trapping devices including "live traps" used for the capture of any animal. Consistent with the provisions herein, the animal control division is authorized to utilize humane "live traps" and may conduct trapping operations or provide or authorize such devices' use to property owners as may be needed throughout the city. This subsection is not intended to prohibit the prudent use of traps on one's own property to control rodents.

(b) *Hunting prohibited.* It shall be unlawful for any person to hunt, shoot, intentionally injure or kill any wild bird, animal, mammal or reptile within the corporate limits of the city. It shall be unlawful for any person to hunt, shoot or kill, within the city, any domestic bird, animal, mammal, reptile or pet that is not owned by such person. Except this subsection shall not be construed or interpreted to prohibit the destruction of poisonous snakes or to prohibit the animal control division from utilizing certain firearms in emergency field conditions where such actions are provided for by law or policy.

(c) *Domestic animals.* It shall be unlawful for any person to shoot a domestic animal within the corporate limits of the city. It shall be a defense to prosecution that the domestic animal shot was a vicious animal and presenting an immediate threat to personal or public safety. Except this subsection shall not be construed or interpreted to prohibit the animal control division from utilizing certain firearms in emergency field conditions where such actions are provided for by law or policy.

(Ord. No. 287-1, § 66, 2-1-2005)

### **Sec. 5-78. - Molesting animals.**

It shall be unlawful for any person to in any manner tease, annoy, disturb, molest or irritate an animal that is confined to the owner's premises.

(Ord. No. 287-1, § 67, 2-1-2005)

### **Sec. 5-79. - Pens and enclosure requirements.**

(a) The owners of any animal shall maintain and keep all pens, coops, kennels, fenced areas and enclosures of any kind in a sanitary condition. This shall include the following:

- (1) All animal wastes shall be disposed of promptly and all pens and enclosures shall be cleaned as needed to prevent odors, and not draw insects or other vermin or create a nuisance.

(2) The premises upon which animals are kept shall be clean and free from noxious and unpleasant odors.

(3) Some standard spray or other chemicals shall be used at reasonable intervals to keep the premises free of flies, mosquitoes, ticks, fleas and other vectors.

(b) Cages, pens or enclosures used to confine animals shall be of sufficient size to maintain all of the animals within such pen or enclosures comfortably and in good health.

(c) An outdoor enclosure used as the primary living area for a dog or used as an area for a dog to regularly eat, sleep, drink, and eliminate must have at least 150 square feet of space for each dog six months of age or older.

#### **Sec. 5-80. - Negligent care.**

(a) It is unlawful for any person to fail, refuse or neglect to provide any animal in his charge or custody, as owner or otherwise, with proper food, water, shade, adequate shelter, veterinary care when needed to prevent suffering, grooming when lack thereof would adversely affect the health of the animal, and with humane care and treatment.

(b) To provide adequate shelter for a dog or cat kept outdoors, a person must provide a shelter accessible to the dog or cat meeting the following standards:

(1) The shelter must provide protection from the weather, i.e., sun, wind, precipitation (in whatever form), or other inclement weather conditions.

(2) If there are no artificial heat sources, the structure shall be small enough to allow the dog or cat to warm the interior of the structure and maintain its body heat, but large enough to permit normal postural adjustments, or standing.

(3) Plastic air shipping containers and/or pet carriers shall not be used as outdoor shelters.

~~(c) A written warning of violation requiring that the condition be corrected within a specified time period shall be issued to a person before any notice to appear at the municipal court may be issued or before a complaint may be filed with the municipal court.~~

#### **Sec. 5-81. - Animal in state of pain or suffering.**

(a) If any animal without a license tag or other identifying marker is found in a state of pain and suffering or becomes so during confinement, the animal control division may dispose of the animal in any humane manner without complying with the three-day (72-hour) waiting period as set out herein.

(b) If the owner or keeper of an animal found in a state of pain or suffering refuses to assume responsibility to care for the animal, the animal control officer may dispose of the animal in a humane manner.

(Ord. No. 287-1, § 70, 2-1-2005)

### **Sec. 5-82. - Sale of animals in public place.**

(a) Definitions. The following words, terms and phrases, when used in this section, shall have the meanings ascribed to them in this subsection, except where the context clearly indicates a different meaning:

*Public place* means any place to which the public or a substantial group of the public has access. It shall include, but is not limited to, shops, stores and flea markets.

(b) Not in lieu of or withstanding any permit requirements imposed herein, if an animal is offered for sale in a public place within the city, the person offering the animal for sale, the owner of the animal, the manager of the property which is the public place on which the offer is being made, and the owner of the property which is the public place on which the offer is being made, shall be responsible for ensuring that the animal protections of this article are complied with in regard to the animal offered for sale in a public place during the time the animal is in the public place.

(c) If an animal offered for sale in a public place is kept within a cage or pen of any type, such cage or pen shall comply with the following requirements:

(1) The cage or pen must be large enough for the animal to stand on all of its legs and hold its head in a natural position and not be in a crouched position. The cage or pen must also have enough room for the animal to turn around or move without stepping on another animal, animal feces or food or water provided for the animal.

(2) The cage or pen must either have room for water and food or have water and food situated so that the animal has access to it through the cage.

(3) The cage or pen must be situated so that air may circulate through it, so that any animal kept within the cage or pen is not exposed to extreme heat. During cold or inclement weather, cages or pens should be situated so that animals contained therein may stay warm and stay dry.

(Ord. No. 287-1, § 71, 2-1-2005)

### **Sec. 5-83. - Animal fights and fighting paraphernalia.**

- (a) Definitions. The following words, terms and phrases, when used in this section, shall have the meanings ascribed to them in this subsection, except where the context clearly indicates a different meaning:

*Animal* means a domesticated living creature and wild living creature previously captured, other than a dog.

*Animal fighting equipment* means any equipment used for training, handling, housing, feeding or transporting fighting animals. The term "animal fighting equipment" also includes animals being used, trained or bred for fighting or intended to be used, trained, or bred for fighting.

- (b) It shall be unlawful for any person to intentionally, knowingly, recklessly, or with criminal negligence use, or allow or permit to be used, property that he owns or has control over for the purpose of conducting animal fights.

- (c) It shall be unlawful for any person to possess animal fighting equipment within the city.

(Ord. No. 287-1, § 72, 2-1-2005)

#### **Sec. 5-84. - Slaughtering of animals.**

Animals may be slaughtered for human or animal consumption within the city, provided it is done at a location that is shielded from sensory perception of the general public, and provided it is done in a manner designed to cause the animal's death as quickly as possible without needless suffering.

(Ord. No. 287-1, § 73, 2-1-2005)

#### **Sec. 5-85. - Use of poisonous substances.**

- (a) Definitions. The following words, terms and phrases, when used in this section, shall have the meanings ascribed to them in this subsection, except where the context clearly indicates a different meaning:

*Exterminator* means an individual licensed by the state structural pest control board, unless he is exempt from such licensing.

- (b) It shall be unlawful for any person to administer poison to an animal belonging to another without legal authority or the owner's effective consent. No person shall expose any known poisonous substance, whether mixed with food or not, so that the same shall be liable to be eaten by any domestic animal or person.

- (c) It shall be unlawful for any person to recklessly or with criminal negligence injure another's animal by leaving a poisonous substance of any kind in any place within the city.

(d) The provisions of subsections (b) and (c) of this section shall not apply to an exterminator using poisons as part of a pest control program, nor shall it apply to persons using commercial insecticides and rodent baits used to control insects and wild rodents.

*(Ord. No. 287-1, § 74, 2-1-2005)*

**Sec. 5-86. - Cruel treatment.**

No person shall beat, cruelly ill treat, torment, mentally abuse, overload, overwork or otherwise abuse an animal or cause, instigate or permit any dogfight, cockfight, bullfight or other combat between animals or between animals and humans.

*(Ord. No. 287-1, § 75, 2-1-2005)*

**Sec. 5-87. - Abandonment.**

No person shall abandon an animal in his custody.

*(Ord. No. 287-1, § 76, 2-1-2005)*

**Sec. 5-88. - Creating a health hazard.**

Any person who shall harbor or keep animals on his premises, or in or about a premises under his control, and who allows such premises to become a hazard to the general health and welfare of the community, or who shall allow such premises to give off obnoxious or offensive odors due, to the activity or presence of such animals, shall be guilty of a Class C misdemeanor.

*(Ord. No. 287-1, § 77, 2-1-2005)*

**Sec. 5-89. - Tampering with traps and equipment.**

No person shall remove, alter, damage or otherwise tamper with a trap or equipment belonging to or set out by the animal control officer.

*(Ord. No. 287-1, § 78, 2-1-2005)*

**Secs. 5-90—5-106. - Reserved.**

**ARTICLE IV. - DANGEROUS ANIMALS**

**[7]**

Sec. 5-107. - Purpose.

Sec. 5-108. - Dangerous animals.

Sec. 5-109. - Potentially dangerous animals.

Sec. 5-110. - Exceptions.

- Sec. 5-111. - Nonregisterable dangerous dogs.
- Sec. 5-112. - Determination of nonregisterable dangerous dog.
- Sec. 5-113. - Notification of determination of a nonregisterable dangerous dog.
- Sec. 5-114. - Status of dog pending appeal.
- Sec. 5-115. - Defense to determination.
- Sec. 5-116. - Disposition of a nonregisterable dangerous dog.
- Sec. 5-117. - Registerable dangerous dog.
- Sec. 5-118. - Determination of a registerable dangerous dog.
- Sec. 5-119. - Notification of declaration of registered dangerous dog.
- Sec. 5-120. - Status of dog on appeal.
- Sec. 5-121. - Defense to determination of registerable dangerous dog.
- Sec. 5-122. - Disposition of a registerable dangerous dog.
- Sec. 5-123. - Requirements for registration and possession of registered dangerous dog.
- Sec. 5-124. - Attack by registered dangerous dog.
- Sec. 5-125. - Appeal from municipal court.
- Sec. 5-126. - Defense to prosecution for violation of registered dangerous dog.
- Sec. 5-127. - Penalties for violation of this article relating to dangerous dog.
- Sec. 5-128. - Exhibitions of certain animals prohibited.
- Sec. 5-129. - Prohibited animals.
- Sec. 5-130. - Dangerous wild and other nondomestic animals—Prohibited.
- Sec. 5-131. - Same—Certificate of registration; issuance of permit to operate circus or zoo.
- Sec. 5-132. - Violation of sections 5-128—5-131 relating to various prohibited animals.
- Sec. 5-133. - Nonapplicability.
- Sec. 5-134. - Guard dogs.
- Secs. 5-135—5-151. - Reserved.

**Sec. 5-107. - Purpose.**

It is the intention of this article to provide a means of dealing with an animal that is dangerous or, by its conduct, has indicated that it may represent a danger in the future. In interpreting the definitions contained in this article and in implementing its provisions, the animal control officer shall recognize the right of a person to use an animal as a protector or as a guard; however, the animal control officer shall also take into consideration the right of a neighborhood to be free from fear that an animal may leave the premises of its owner or keeper and attack and injure a person or other domestic animal. It is also the intention of this article to provide public safety regarding dangerous wild animals and other potentially

dangerous nondomestic animals, as well as, providing avenues for permitting the safe exhibition of certain animals for public entertainment.

*(Ord. No. 287-1, § 101, 2-1-2005)*

### **Sec. 5-108. - Dangerous animals.**

(a) A dangerous animal shall be defined as an animal which:

- (1) Has inflicted injury on a human being without provocation on public or private property;
- (2) Has killed or severely injured a domestic animal without provocation while off the owner's property;
- (3) Is trained or harbored for fighting which may be determined based on whether the animal exhibits behavior and/or bears physical scars or injuries which indicate that the animal has been trained or used for the purpose of fighting;
- (4) Is a warm-blooded mammal which is known to carry or be susceptible to the rabies virus and which can not be effectively vaccinated against that virus with any vaccine approved by the state department of health;
- (5) Is a hybrid animal or any pet wildlife which has attacked a human or which is apprehended or observed unrestrained; or
- (6) Is a venomous or carnivorous fish or reptile or any fish or reptile that grows over six feet in length.

(b) If an animal acts as stated in subsection (a) of this section, the animal control officer shall impound the animal immediately if it is at large; or, if it is in the possession of some person, the animal control officer may issue a notice requiring that the animal be taken to a designated location for impoundment. The form of such notice shall be provided for by policy. An animal which is impounded shall not be released until a final determination is made on the disposition of the animal.

(c) Notice shall be given to the owner that the animal control officer has determined that the animal is a dangerous animal. This notice shall also set out the remedial requirements which the owner must comply with. This notice shall be given to the owner by personal service or by certified mail, return receipt requested. The owner shall have five working days from receipt of the notice to file a letter with the chief of police stating that he shall comply with the remedial requirements as stated in the notice or that he disagrees with the determination that

the animal is dangerous or the remedial requirements and that he requests a hearing before the chief of police or designee. Such hearing shall be conducted as provided for in section 5-42, pertaining to nuisance animals.

(d) If the owner of a dangerous animal cannot be determined after reasonable efforts to do so and after holding the animal for 72 hours, the animal may be disposed of in a humane manner. If the owner of a dangerous animal which has been impounded cannot be located for the delivery service of the notice required herein either in person or by mail, the animal may be disposed of in a humane manner after all reasonable effort has been made to locate such owner.

(e) If the animal's behavior creates a more dangerous situation even though the owner is complying with the remedial requirements, the chief of police or designee may again review the situation and prescribe additional or different remedial requirements.

*(Ord. No. 287-1, § 102, 2-1-2005)*

#### **Sec. 5-109. - Potentially dangerous animals.**

(a) If the animal control officer believes that an animal has exhibited behavior indicating that it represents a potential danger, the animal control officer may initiate an investigation to determine whether or not the animal is potentially dangerous.

(b) An animal may be defined as potentially dangerous if it has engaged in the following conduct:

(1) When unprovoked, chases or approaches a person upon the streets, sidewalks or any public or private property in a menacing fashion or apparent attitude of attack;  
or

(2) Has a known propensity, tendency or disposition to attack unprovoked, to cause injury or to otherwise threaten the safety of human beings or domestic animals.

(c) If upon investigation the animal control officer determines that the animal is indeed a potentially dangerous animal, remedial requirements may be prescribed subject to the same processes, including appeals, addressed under this chapter for dangerous animals.

(d) If an animal's behavior creates a more dangerous situation even though the owner is complying with the remedial requirements, the officer or chief, depending upon previous action, may again review the situation and prescribe additional or different remedial requirements.

*(Ord. No. 287-1, § 103, 2-1-2005)*



### **Sec. 5-110. - Exceptions.**

(a) No animal may be declared dangerous or potentially dangerous if the threat, injury or damage was sustained by a person who at the time:

- (1) Was committing a willful trespass or other tort upon the premises occupied by the owner of the animal;
- (2) Was tormenting, abusing or assaulting the animal or has in the past been observed or reported to have tormented, abused or assaulted the animal and the animal was not at large at the time of the offense;
- (3) Was committing or attempting to commit a crime;
- (4) If the dog was protecting or defending a person while in that person's control from an unjustified attack or assault; or
- (5) If the dog was injured and responding to pain.

(b) The provisions of this article shall not apply to animals under the control of a governmental law enforcement, correctional, or military agency.

(c) The provisions of this article shall not apply to a dog whose conduct has brought it within the coverage of the V.T.C.A., Health and Safety Code ch. 822, to the extent that said chapter preempts local regulation of the dog's conduct.

*(Ord. No. 287-1, § 104, 2-1-2005)*

### **Sec. 5-111. - Nonregisterable dangerous dogs.**

No person shall own or harbor a nonregisterable dangerous dog within the city. Such an animal may be impounded as a public nuisance. If impoundment of such nonregisterable dangerous dog is being attempted away from the premises of the owner and the impoundment cannot be made with safety, the animal may be destroyed without notice to the owner or harbinger. If an attempt is made to impound a nonregisterable dangerous dog from the premises of the owner or harbinger and the impoundment cannot be made with safety, the owner or harbinger will be given 24 hours' notice that if the animal is not surrendered to the animal control officer for impoundment within said 24-hour period, then the animal will be destroyed wherever it is found. After this notice, the nonregisterable dangerous dog may be destroyed during an attempt to impound, if impoundment cannot be made with safety, wherever the impoundment is attempted. Notice under this chapter may be verbal or in writing on a form provided for by policy. A written notice left at the entrance to the premises

where the nonregisterable dangerous dog is harbored will be considered valid notice under this chapter.

*(Ord. No. 287-1, § 105, 2-1-2005)*

### **Sec. 5-112. - Determination of nonregisterable dangerous dog.**

A dog is determined to be a nonregisterable dangerous dog if:

- (1) A dog is automatically determined to be nonregisterable if it commits acts as set forth under the definition of the term "nonregisterable dangerous dog" in section 5-1
- (2) The animal control officer may find and determine a dog to be nonregisterable if:
  - a. Upon receipt of an affidavit of complaint signed by one or more individuals, made under oath before an individual authorized by law to take sworn statements or made at the animal shelter before the animal control officer, setting forth an act described in section 5-1 and referenced in subsection (1) of this section, and setting forth the:
    1. Nature and the date of the act described in section 5-1
    2. The location of the event;
    3. The name and address of the owner of the animal in question; and
    4. The description of the animal in question;
  - b. The animal control officer investigates the complaint and may determine that an animal is nonregisterable under this section and/or state law;
- (3) The dog has been registered as, or finally determined or declared to be, a dangerous dog, either in the city or in another city or county, or has made an unprovoked attack on another person outside the dog's enclosure, or causes injury to such person or a person assisting or intervening on behalf of such person; or
- (4) The owner of a dog determined to be a registerable dangerous dog under this chapter, or any previous or other ordinance of this city or any other city or state law, cannot or will not comply with the requirements set out in this chapter for the keeping of a registerable dangerous dog.

*(Ord. No. 287-1, § 106, 2-1-2005)*

### **Sec. 5-113. - Notification of determination of a nonregisterable dangerous dog.**

- (a) Within five working days of determining an animal is nonregisterable, the animal control officer will notify, by certified mail, return receipt requested, the person owning the animal of

its designation as a nonregisterable animal. In the event that certified mail, return receipt requested, cannot be delivered, the animal control officer may then give notice by ordinary mail to the last known address of the owner. For the purposes of this section, written notice may be delivered by the animal control officer in person to the owner/harbinger of the dog in question.

(b) If the animal is determined to be nonregisterable under this chapter, the owner may appeal to the municipal court within 15 days of notification. Failure to appeal the determination of a nonregisterable dangerous dog shall result in the animal control officer's determination as becoming final.

*(Ord. No. 287-1, § 107, 2-1-2005)*

#### **Sec. 5-114. - Status of dog pending appeal.**

Pending any appeal to municipal court, the animal must be confined at the animal shelter or licensed veterinary facility, and the cost of such confinement shall be borne by the owner. If the dog in question is not in the possession of the animal shelter at the time of the declaration, the owner must surrender the dog to the animal control officer when ordered to do so. If the owner fails to immediately surrender the dog, the animal control officer shall take the dog into his possession from the premises of the owner or elsewhere, wherever the dog may be found within the city limits. If the dog cannot be taken into custody by the animal control officer, it may be taken into custody under a search warrant pursuant to Vernon's Ann. C.C.P. art. 18.01, the grounds for issuance shall conform to Vernon's Ann. C.C.P. art. 18.02 and shall be issued by the municipal judge.

*(Ord. No. 287-1, § 108, 2-1-2005)*

#### **Sec. 5-115. - Defense to determination.**

It is a defense to the determination that a dog as a nonregisterable dangerous dog, dangerous dog or should be destroy and to the prosecution of the owner of that dog:

- (1) If the threat, injury or damage was sustained by a person who at the time was committing a willful trespass or other tort upon the premises occupied by the owner of the animal and was older than eight years of age at the time of the attack;
- (2) If the person was testing, tormenting, abusing or assaulting the animal or has, in the past, been reported to have leased, tormented, abused or assaulted the animal and is older than eight years of age at the time of the attack;
- (3) If the person was committing or attempting to commit a crime;
- (4) If the dog was protecting or defending a person while in that person's control from an unjustified attack or assault; or

(5) If the dog was injured and responding to pain.

*(Ord. No. 287-1, § 109, 2-1-2005)*

**Sec. 5-116. - Disposition of a nonregisterable dangerous dog.**

(a) If the municipal court upholds the determination by the animal control officer, the court shall, subject to any rights of appeal, order the dog to be euthanized in a safe and humane manner.

(b) In the event the municipal court reverses that determination, the dog in question shall be returned to or released to its owner provided the owner reimburses the city for any veterinary medical treatment administered to the dog while in the custody of the animal control officer.

*(Ord. No. 287-1, § 110, 2-1-2005)*

**Sec. 5-117. - Registerable dangerous dog.**

This designation shall refer to a dog determined dangerous under this chapter and in compliance with state law and that meets any of the following criteria:

(1) Any dog which, when unprovoked, chases or approaches a person upon the streets, sidewalks or any public or private property in an apparent attitude of attack such that the person reasonably believes that the animal will cause physical injury to the person;

(2) Any dog that commits an unprovoked act in a place other than an enclosure in which the dog was being kept and which enclosure was reasonably certain to prevent the dog from leaving the enclosure on its own and the act causes a person to reasonably believe that the dog will attack and cause bodily injury to any person; or

(3) Any animal that has killed or seriously injured a domestic animal without provocation while off the owner's property.

*(Ord. No. 287-1, § 111, 2-1-2005)*

**Sec. 5-118. - Determination of a registerable dangerous dog.**

A dog is determined to be a registerable dangerous dog if it meets the requirements set out in section 5-117, and:

(1) The owner of the dog in question knows of such an attack as defined in this chapter; or

(2) The owner is notified by the animal control officer that the dog in question is a registerable dangerous dog. The animal control officer may find and determine a dog to be a registerable dangerous dog if:

a. Upon receipt of an affidavit of complaint signed by one or more individuals made under oath before an individual authorized by law to take sworn statements, setting forth an act described in section 5-117 and set forth as follows:

1. Nature and the date of the act described in section 5-117
2. The location of the event;
3. The name and address of the owner of the animal in question; and
4. The description of the animal in question.

b. The animal control officer has been notified by another agency that the dog has been determined to be dangerous under state law.

*(Ord. No. 287-1, § 112, 2-1-2005)*

**Sec. 5-119. - Notification of declaration of registered dangerous dog.**

(a) Within five working days of determining a dog to be a registered dangerous dog, if written notification cannot be given personally to the owner of the dog, the animal control officer will notify, by certified mail, return receipt requested, the person owning the animal of its designation as a registerable dangerous dog. In the event that certified mail, return receipt requested, can not be delivered, the animal control officer may then give notice by ordinary mail.

(b) If the dog is determined to be registerable under this chapter, the notice shall inform the owner of the dog that he may appeal the determination to municipal court no later than 15 days after the date the owner is notified of the determination. Failure to appeal the determination of registerable dangerous dog within the 15-day period shall result in the animal control officer's determination becoming final.

(c) Upon determination by the animal control officer, that the dog is dangerous, the owners shall be required to secure the animal immediately within an enclosure that meets the requirements of this chapter. If the owner fails to do so, the animal control officer shall impound the dog until such enclosure is provided.

(d) The animal control officer shall immediately notify, in writing, adjacent and contiguous property owners of such determination.

*(Ord. No. 287-1, § 113, 2-1-2005)*

**Sec. 5-120. - Status of dog on appeal.**

Pending the outcome of the appeal, the animal must be confined at a licensed veterinary clinic or at the animal shelter, the cost of which shall be borne by the owner of the

dog in question. If the dog in question is not in the possession of the animal shelter or a veterinary clinic at the time of the determination, the owner must surrender the dog to the animal control officer when ordered to do so. If the owner fails to immediately surrender the dog, the animal control officer shall have the right to take the dog into its possession from the premises of the owner or elsewhere, wherever the dog may be found within the city limits. If the dog cannot be taken into custody by the animal control officer, it may be taken into custody under a search warrant for contraband issued by the municipal judge.

*(Ord. No. 287-1, § 114, 2-1-2005)*

**Sec. 5-121. - Defense to determination of registerable dangerous dog.**

The defenses identified in section 5-115 shall serve as defenses to the determination of a dog as a registerable dangerous dog and to the prosecution of the owner of that dog.

*(Ord. No. 287-1, § 115, 2-1-2005)*

**Sec. 5-122. - Disposition of a registerable dangerous dog.**

- (a) If the municipal court upholds the determination by the animal control officer, the owner shall, no later than ten days after the hearing, comply with the provisions of this chapter for the keeping of a registered dangerous dog in the city and the dog shall be returned to the owner provided all costs involved in the impoundment, holding and medical treatment of the dog are paid.
- (b) In the event the municipal court reverses that determination, the dog in question shall be returned to or released to its owner provided the owner has paid all veterinary medical costs administered to such dog while in the custody of the animal control officer.
- (c) The municipal court may order make any reasonable orders for the dog consistent with this chapter and V.T.C.A., Health and Safety Code ch. 822.
- (d) If the animal control officer has information or belief, or has determined that a court of competent jurisdiction has ever made or upheld a determination or declaration that a dog is dangerous, or if the animal control officer has determined that a declaration or determination of dangerous dog became final for failure to appeal or any other reason, under previous or other ordinances of this city or other cities or state law, the animal control officer shall notify the person owning or keeping such dog in writing that the owner shall no later than ten days after the date of the notice comply with the provisions of this title for the keeping of a registered dangerous dog in the city.

*(Ord. No. 287-1, § 116, 2-1-2005)*

## Sec. 5-123. - Requirements for registration and possession of registered dangerous dog.

The owner must register the dog with the animal control officer, and pay the fees as required by state law not later than 30 days after the owner is notified that the dog is dangerous. The registration shall not be transferable and shall expire one year from date of issuance. The animal control officer shall provide to the owner of the registered dangerous dog a tag which must be placed on the dog's collar and worn at all times.

- (1) The owner must comply with the following to register the dog:
  - a. Present proof of liability insurance or financial responsibility in the amount of at least ~~\$100,000.00~~ **\$250,000** to cover damages resulting from an attack by the dangerous dog;
  - b. Present proof of current rabies vaccination of the registerable dangerous dog;
  - c. Present proof that the dog has been altered so as to prevent reproduction **and proof of the dog having a microchip implanted;**
  - d. Provide a proper enclosure as defined in this chapter and that proper enclosure must be inspected and approved by the animal control officer;
  - e. Post a sign on his premises warning that there is a dangerous dog on the property. This sign shall be visible and capable of being read from the public street or highway. In addition, the owner shall conspicuously display a sign with a symbol warning, understandable by small children, of the presence of a dangerous dog; and
  - f. Further identification may be required and designated by the order of the city.
- (2) When the registered dangerous dog is taken outside the approved proper enclosure, the animal must be securely muzzled in a manner that will not cause injury to the dog nor interfere with its vision or respiration but shall prevent it from biting a person or other animal, and the dog must be restrained by a substantial chain or cable leash having a minimum tensile strength of 1,000 pounds and not to exceed six feet in length.
- (3) Prior to selling or moving the registered dangerous dog either inside or outside the city limits, the owner must notify the animal control officer of his intentions. In the

event the dog is moved permanently outside the city limits, the owner must comply with state law in notifying the animal control division in control of the area into which the dog has been moved.

(4) Anyone bringing a dog into the city limits that has been declared dangerous by another animal control authority must notify the animal control officer of the new address where the dog will be kept and upon presentation of the dog's prior registration tag that has not expired shall pay a fee set by the city council, and the animal control officer shall issue a new tag to be placed on the dog's collar. This owner must also comply with all requirements set out in this chapter.

*(Ord. No. 287-1, § 117, 2-1-2005)*

#### **Sec. 5-124. - Attack by registered dangerous dog.**

The owner of a dangerous dog shall notify the animal control officer of any attacks the dog makes on people or animals.

*(Ord. No. 287-1, § 118, 2-1-2005)*

#### **Sec. 5-125. - Appeal from municipal court.**

Any appeal of the decision or order of the municipal court of this city shall be made within ten days in the same manner as appeal from civil cases originating in the justice of the peace courts of this state. The municipal court shall order the appellant to post a supersedeas bond payable to the city in an amount not less than \$10,000.00. The form of the bond shall be as prescribed in the laws pertaining to civil appeals originating in the justice of the peace courts in this state. The appellant shall be responsible for the cost of appeal.

*(Ord. No. 287-1, § 119, 2-1-2005)*

#### **Sec. 5-126. - Defense to prosecution for violation of registered dangerous dog.**

It is a defense to prosecution that the person possessing a dangerous dog is:

- (1) A veterinarian, peace officer, or an employee of the city, and the harboring of the dog was in the performance of his duties;
- (2) An employee of the institutional division of the Texas Department of Criminal Justice or a law enforcement agency and trains or uses dog for law enforcement or corrections purposes; or
- (3) A dog trainer or an employee of a guard dog company, while in the performance of his duties, under the Private Investigators and Private Security Agencies Act.

*(Ord. No. 287-1, § 120, 2-1-2005)*



### **Sec. 5-127. - Penalties for violation of this article relating to dangerous dog.**

(a) It shall be a violation of this article if the person is the owner of a registered dangerous dog and the dog makes an unprovoked attack on another person outside the dog's proper enclosure and causes bodily injury to the other person whether or not the dog was on a leash and securely muzzled or whether or not the dog escaped without fault of the owner.

(b) It shall be a violation of this article if the person is the owner of a registered dangerous dog and that dog kills or wounds a domestic animal while outside the dog's proper enclosure whether or not the dog was on a leash and securely muzzled or whether or not the dog escaped without fault of the owner.

(c) It shall be a violation of this article if the person is the owner of a registered dangerous dog and that dog attacks a person who gains access to the proper enclosure due to negligence on the part of the owner or the owner's agent. This negligence shall include a failure to comply with the notification of ownership of a dangerous dog through posting of warning signs in accordance with this article.

(d) In addition to criminal prosecution, a person who commits an offense under this article is liable for a civil penalty not to exceed \$10,000.00. The city attorney may file suit in a court of competent jurisdiction to collect the penalty. Penalties collected under this subsection shall be retained by the city.

*(Ord. No. 287-1, § 121, 2-1-2005)*

### **Sec. 5-128. - Exhibitions of certain animals prohibited.**

No person shall keep, or permit to be kept, on his premises any wild or dangerous animal for display or for exhibition purposes, whether gratuitously or for a fee. This section shall not be construed so as to apply to a zoo or circus, as defined in [section 5-1](#).

*(Ord. No. 287-1, § 122, 2-1-2005)*

### **Sec. 5-129. - Prohibited animals.**

No person may possess a prohibited animal within the city limits. Such prohibited animals shall include, but are not limited to, all animals prohibited by the state or federal law and shall include, but are not limited to, the following animals or any hybrid of these animals or such other class of animals as may be determined to be dangerous by animal control officer or any other dangerous animal which may be added in the future to the list as a high risk animal in the Texas Rabies Control Act, as amended:

- (1) Class mammalian.
  - a. Family Canidae (such as wolves, coyotes, ~~and fox,~~ **and hybrids**) except domesticated dogs ~~and hybrids involving same~~;

- b. Family Mustelidae (such as weasels, martins, fishers, skunks, wolverines, mink and badgers) except ferrets;
- c. Family Procyonidae (such as raccoons);
- d. Family Ursidae (such as bears); and
- e. Order Chiroptera (such as bats).

(2) Poisonous reptiles, cobras and their allies (Elapidae, Hydrophiidae); vipers and their allies (Crotiladae, Viperidae); Boonslang and Kirtland's tree snakes; Gila monsters (Helodermatidae); and crocodiles, alligators and their allies (order Loricata) and **constrictors**. ~~nonvenomous reptiles over six feet in length.~~

~~(23) Brown recluse (Loxosceles) and black widow (Lactrodectus) spiders.~~ **Any venomous spiders.**

*(Ord. No. 287-1, § 123, 2-1-2005)*

**Sec. 5-130. - Dangerous wild and other nondomestic animals—Prohibited.**

(a) The animals specified in this section as dangerous wild animals shall be deemed as contraband and no person may possess any individual species and/or subspecies of the following dangerous wild animals:

- (1) Order Carnivora, family felidae (such as lions, tigers, jaguars, leopards and cougars, ocelot, lynx, bob cat, cheetahs, jaguars);
- (2) Hyenas;
- (3) Bears;
- (4) Lesser pandas;
- (5) Ferrets from natural habitats;
- (6) Order Primata (such as monkeys, chimpanzees, apes).

(b) No person may possess any individual species of the following animals:

- (1) Antelope;
- (2) Binturong;
- (3) Miniature pigs;
- (4) Elephants;
- (5) Vietnamese pot belly pigs; or

- (6) Such other nondomestic species of animal not common to this area.

(Ord. No. 287-1, § 124, 2-1-2005)

**Sec. 5-131. - Same—Certificate of registration; issuance of permit to operate circus or zoo.**

(a) Notwithstanding the provisions of sections 5-128 through 5-130, special certificates of registration of dangerous wild animals and other nondomestic animals noted in such sections may be issued in conjunction with the issuance process of permitting circus or nonaccredited zoo operations within the city. The issuance of such permits shall provide an exception to said sections and classify such animals as restricted and subject to the terms set out in the application and agreement processes provided herein. The application for certificate and permit shall be made to the animal control authority on a form provided for by department policy. Such form shall contain a formal agreement between the city and the applicant relating to routine permitting criteria and specifically, general business practices as these relate to the type of permit required (circus or zoo), hours of operation, and covenants to observe approved safety and escape prevention procedures. Approved permits and related certificates of registration shall be issued under the authority of the chief of police. Applications shall be investigated for reputation for historical compliance with similar laws in this jurisdiction and others, and the applicant shall provide the following information and documentation:

- (1) A health certificate from a licensed veterinarian stating that the animal is free from symptoms of infectious disease or is under treatment. A new health certificate is required each time the permit is renewed. A copy will remain with the animal control officer;
- (2) Copies of applicable state or federal permits or licenses as required by either of those entities for the keeping of the particular animal in question. These copies will be retained by the animal control officer;
- (3) Information relating to the owner including emergency telephone numbers and telephone numbers for their veterinarian in case of emergencies;
- (4) Present proof of liability insurance or financial responsibility in the amount of ~~\$100,000.00~~ **\$250,000** to cover the damages resulting from an escape and/or attack by any one individual animal listed in sections 5-129 and 5-130 to be registered and permitted;
- (5) Agreement to allow reasonable access for inspection by animal officer; and
- (6) Enter into an agreement with the city that safety and escape prevention be maintained on a 24-hour basis, the failure of which shall be grounds for permit revocation and documentation of compliance with all other applicable city ordinances, including, but not limited to, building, planning and zoning.

The negligent escape of any animal subject to permitting under this article shall be prima facie evidence of a breach of the safety and escape prevention covenants required herein. Failure to provide required information or documentation, or an unsatisfactory investigative finding shall be grounds for denial of permit. An appeal of denial of permit shall be made in writing within ten days of the notice of denial to the city manager. The city manager may review the issues leading to the denial or conduct an administrative hearing, and decide the issue, in either, the decision of the city manager is final.

(b) Before a certificate and permit is issued the animal control officer shall inspect the facility where the animals is/are to be kept, which must meet the following criteria:

- (1) Each enclosure must provide adequate exercise area and sleeping quarters;
- (2) Proper temperature control and ventilation for the particular species must be provided in both areas;
- (3) Each enclosure must be kept locked and designed so that no one can enter or place appendages in the enclosure;
- (4) Each enclosure must be constructed so as to prevent the animal from escaping;
- (5) Each enclosure must be kept in good repair to prevent both escape and injury to the animal;
- (6) Each enclosure must have a water container which is secured so as to prevent its being overturned; and
- (7) Each enclosure must be cleaned daily.

(c) Animal control officer may, when deemed necessary, employ the services of a licensed veterinarian to assist in this application process and applicant shall be responsible for the reasonable costs associated with such service in addition to any permit fees required under this chapter.

(d) Each animal must be provided with continuous clean water and must be fed a diet approved by a licensed veterinarian.

(e) Any animal which has bitten or scratched someone must be immediately surrendered to the animal control officer for euthanasia and testing by the state department of health. A live test approved by the state department of health may be substituted for euthanasia.

(f) Fee for circus/zoo registration and permit shall be according to the schedule established in appendix A to this Code, and the permit shall expire one year from date of issuance and shall not be transferable. Major modifications or additions to such facilities' animal

containment areas shall require a reinspection and/or repermitting of the circus or zoo. In such instances, original application fee shall be collected.

*(Ord. No. 287-1, § 125, 2-1-2005)*

**Sec. 5-132. - Violation of sections 5-128—5-131 relating to various prohibited animals.**

(a) It shall be a violation of this article if a person keeps or permits to be kept on his premises any wild or dangerous animal for display or exhibition purposes and each day of noncompliance shall constitute a separate offense.

(b) It shall be a violation of this article if a person possesses an animal prohibited under section 5-129 and each day of violation shall constitute a separate offense.

(c) It shall be a violation of this article if a person possesses an animal prohibited under section 5-130 and each day of violation shall constitute a separate offense. In addition to any criminal penalty, if a person possesses an animal classified in section 5-130 as a dangerous wild animal in violation of this article, that person is liable for a civil penalty of not less than \$200.00 and not more than \$2,000.00 for each dangerous wild animal in violation and for each day the violation continues. The city attorney may bring suit to collect said penalty and costs allowed by statute and such penalty shall be retained by the city.

(d) It shall be a violation of this article to operate a circus or zoo without a valid permit issued pursuant to this article and each day of operation shall constitute a separate offense. In addition to any criminal penalty, if the circus or zoo at the time of the violation is in possession of any dangerous wild animal, the liability for the civil penalty detailed in subsection (c) of this section, may be imposed for each dangerous wild animal possessed.

*(Ord. No. 287-1, § 126, 2-1-2005)*

**Sec. 5-133. - Nonapplicability.**

(a) This article does not apply to:

- (1) Zoological parks accredited by the American Association of Zoological Parks and Aquariums;
- (2) Federally licensed research institutions;
- (3) Any government agency or its employee who uses the animals for an agency related to education, propagation, or behavior program;
- (4) Anyone holding a valid rehabilitation permit from the state parks and wildlife department but only for animals which are in rehabilitation and scheduled to be released to the wild;

(5) A research facility as defined by Animal Welfare Act (7 USC 2132) and licensed by the U.S. Secretary of Agriculture;

(6) A dangerous wild animal in the custody and control of a circus company or other similar entity not based in this city and the animal is in transit;

(7) An animal subject to this article in the temporary custody and control of a television or motion picture production company during production activities;

(8) Any federal, state, or local governmental entity acting in official capacity and engaging in zoological activities.

(b) This chapter does not apply to an animal that is an FFA or 4-H project and that is and remains in good standing and on an official list of such authorized projects filed with the city by the authorized sponsor of such FFA or 4-H program; provided that such exemption shall be withdrawn upon the sponsor of the applicable FFA or 4-H program notifying the mayor that such animal is not being maintained and cared for in compliance with the standards of such FFA or 4-H program, or is, otherwise, no longer an authorized FFA or 4-H project.

*(Ord. No. 287-1, § 127, 2-1-2005)*

#### **Sec. 5-134. - Guard dogs.**

(a) All dogs which are trained by a certified professional and kept solely for the protection of persons and property, residential, commercial or personal, shall obtain a permit from the animal control officer. The fee for this permit shall be according to the schedule established in appendix A to this Code. The area or premises in which such dog is confined shall be conspicuously posted with warning signs bearing letters not less than two inches high, stating "Guard Dog On Premises."

(b) The area of premises shall be subject to inspection by the animal control officer to determine that the animal in question is maintained and secured at all times in such a manner so as to prevent its coming in contact with the public.

(c) This section does not apply to dogs used by federal, state, county, or municipal law enforcement agencies or correctional institutions.

*(Ord. No. 287-1, § 128, 2-1-2005)*

#### **Secs. 5-135—5-151. - Reserved.**

### **ARTICLE V. - IMPOUNDMENT**

Sec. 5-152. - Generally.

Sec. 5-153. - Tampering with animal shelter or impoundment vehicle.

Sec. 5-154. - Redemption of impounded animal.

Sec. 5-155. - Disposition of dogs and cats.

Sec. 5-156. - Adoption of animals.

Sec. 5-157. - Estray and other livestock.

Sec. 5-158. - Impoundment of estray and livestock.

Sec. 5-159. - Advertisement of impounded estray and livestock.

Sec. 5-160. - Recovery by owner.

Sec. 5-161. - Sale of estray and livestock.

Sec. 5-162. - Recovery by owner of sale proceeds.

Sec. 5-163. - Use of estray and livestock.

Sec. 5-164. - Death or escape of estray and livestock.

Secs. 5-165—5-181. - Reserved.

### **Sec. 5-152. - Generally.**

(a) Animals owned or harbored in violation of this chapter or law of the state or those safekeeping or humane situations provided herein this article, shall be taken into custody by an animal control officer or other designated official and impounded under the chapter.

(b) Owners of impounded pets are required to pay all fees related to the impoundment as set **by the cities impound facility** in appendix A to this Code.

### **Sec. 5-153. - Tampering with animal shelter or impoundment vehicle.**

It shall be unlawful for any person in the city without proper authority to break into, open, pull down the enclosure of or make any opening into the animal shelter or any enclosure belonging to or used by the city to impound or keep animals. It shall also be unlawful for any person to turn out or release, or cause to be turned out or released, or aid or abet the turning out or release of any animal from the animal shelter, from an impoundment vehicle or from any enclosure used by the city for the impoundment of animals.

*(Ord. No. 287-1, § 142, 2-1-2005)*

### **Sec. 5-154. - Redemption of impounded animal.**

(a) Except as may be provided elsewhere in this chapter, the owner of any animal impounded in accordance with this chapter may reclaim, on any workday, such animal upon showing satisfactory proof of ownership and paying all impoundment fees and any other expenses incurred by the city or its agent in keeping the animal or attempting to locate the owner of the animal. If the owner does not pay such fees, or some alternate fee satisfaction as provided for in section 5-9, the animal may be sold or otherwise disposed of by the city or its agent.

(b) If a dog or cat has been impounded on ~~one~~ ~~two~~ prior occasions, the dog or cat must be spayed or neutered before being released to the owner if impounded on a ~~second~~ ~~third~~ occasion. **The dog or cat must also have a microchip implanted at the shelter if the owner can not show proof of the animal having been previously microchipped. The fee for the microchip is to be paid by the owner to the shelter.** The owner of the dog or cat will be responsible for arranging for the spay or neuter surgery. The dog or cat will be transported to the veterinarian by an animal control officer or an employee or agent of the animal shelter. The cost to spay or neuter the dog or cat shall be paid by the owner, along with the impoundment fees, either to the animal shelter or to the veterinarian in advance of transporting the animal for the surgery. After the surgery is performed, the veterinarian may release the dog or cat to the owner.

**Sec. 5-155. - Disposition of dogs and cats.**

(a) *With no identification.* All dogs and cats impounded by the animal control officer or brought to the animal shelter by a person other than the harborer or owner of that animal shall be held for a minimum of 72 hours during which time period the owner may present proof of ownership at the shelter. After paying all applicable fees, that owner may reclaim the dog/cat. In the event that the dog/cat is not claimed after 72 hours in the shelter, the dog/cat shall become the property of the city.

(b) *With identification.* Unless earlier claimed by the owner, all dogs and cats impounded by the animal control officer, or brought to the animal shelter by a person other than the harborer or owner of that animal, that are wearing traceable identification, or where an owner is known, shall be held in the shelter for a minimum of ~~five~~ ~~seven~~ complete days from the time the animal enters the facility, during which time the animal control officer will notify the owner, when known, of the impoundment. Unless the owner has notified the animal control officer in writing of his intentions to claim the dog/cat after that date, listing a date by which time that owner will reclaim the dog/cat and satisfy all applicable fees and this arrangement has been approved by the animal control supervisor, the animal shall become the property of the city on the ~~sixth~~ ~~eighth~~ day.

(c) *Surrendered by the owner/harborer.* All animals surrendered by the owner/harborer to the animal control officer shall become the property of the city immediately upon completion of the owner/harborer surrender form.

(d) *Animals other than dogs, cats or estrays impounded.* All animals other than dogs, cats, estrays or animals holding current restricted animal permits that are impounded by the animal control officer or brought to the animal shelter by a person other than the owner/harborer shall become the property of the city unless such ownership is prohibited by state or federal law.



(e) *Disposition.* Any animal that cannot be adopted or transferred to a proper and appropriate agency shall be euthanized by an injection of substances approved for euthanasia by the American Veterinary Medical Association and/or the state veterinary medical association to be administered in compliance with policy and the laws of the state. All animals listed as endangered or protected shall be transferred to the proper authority at the earliest possible date.

(Ord. No. 287-1, § 144, 2-1-2005)

### **Sec. 5-156. - Adoption of animals. Reserved**

~~(a) All animals which are adopted from the animal shelter shall be surgically altered to prevent reproduction in that animal. If the animal has not been altered before it leaves the animal shelter, the person adopting the animal shall sign an adoption contract stating that he will have the animal surgically altered and the date by which the surgery must be performed (generally dogs and cats should be altered after reaching six months of age).~~

~~(b) It shall be the responsibility of the person adopting to provide proof of altering to the animal control officer.~~

~~(c) Failure to comply with this section or failure to comply with the terms of the adoption contract shall give the animal control officer the right to recover the adopted animal in question and revoke the owner's adoption contract. Such failure shall also constitute a violation of this chapter.~~

~~(d) The adoption fee shall be set herein at \$75.00 and may be increased or decreased as needed by policy, to render and keep neutral the cost of surgically altering, medicating, vaccinating and preparing the animal for adoption. In lieu of such adoption fees, an agreement may be reached with approved veterinarians for direct payments of surgery and associated costs. The person adopting the animal shall be provided a list of fees related to the adoption prior to the agreement being signed.~~

~~(e) This section's requirements of altering and adoption fee shall not apply where cooperative agreements between the animal control division and an animal welfare group are made for the placement with such groups of animals subject to adoption. Likewise, this section's requirements shall not apply to animal transfers made under cooperative agreements between the animal control division and other governmental entities.~~

### **Sec. 5-157. - Estray and other livestock.**

(a) It is unlawful for any owner or person in control of any horse, mule, jack, jenny, cattle, hog, goat or sheep (estrays) to permit any such animal to run at large on land not his own or under his control, or on any street, alley or other public place in the city.

(b) It is unlawful for the owner or person in control of any chicken or other fowl to permit the same to run at large on any land not his own or under his control, or on any street, alley or other public place in the city.

(c) It is unlawful and constitutes a nuisance for the owner or any person in charge or control of any pigeons in the city, or the owner or any person in charge or control of any out building or barn in the city upon which pigeons nest, to allow such pigeons to run or fly at large in the city.

*(Ord. No. 287-1, § 146, 2-1-2005)*

### **Sec. 5-158. - Impoundment of estray and livestock.**

The animal control authority, upon receipt of a report or upon discovery of an estray within the city, shall as soon as possible notify the sheriff of the county and report the presence of the animal and the location where the animal can be found. If circumstances permit, the animal control officer shall refer the matter in its entirety to the sheriff. If circumstances do not permit or the sheriff seeks the assistance of the animal control authority, the animal control officer may cause the impoundment of any and all estray and other livestock that may be found in and upon any street, alley or upon any unenclosed lot in the city, or otherwise to be found at large, and to confine such estray or other livestock for safe keeping. Upon impounding, the animal control officer shall prepare a file to be located in the animal control division offices. Each entry shall include the following:

- (1) The name and address of the person who notified the animal control officer of the estray or other livestock;
- (2) The date, time and location of the estray or other livestock when found;
- (3) The location of the estray or other livestock until disposition; and
- (4) A description of the animal including its breed, color, sex, age, size, all markings of any kind and other identifying characteristics.

*(Ord. No. 287-1, § 147, 2-1-2005)*

### **Sec. 5-159. - Advertisement of impounded estray and livestock.**

When an estray or other livestock has been impounded by the animal control authority, the animal control officer shall make a diligent search of the register of recorded brands in the county for the owner of the estray or other livestock. If the search does not reveal the owner, the animal control officer shall advertise the impoundment of the estray in a newspaper of general circulation in the county at least twice during the next 15 days following impoundment and post a notice of the impoundment of the estray or other livestock on the public notice board of city hall.

*(Ord. No. 287-1, § 148, 2-1-2005)*

### **Sec. 5-160. - Recovery by owner.**

The owner of an estray or other livestock may recover possession of the animal at any time before the animal is sold under the terms of this chapter if:

- (1) The owner has provided the animal control officer with an affidavit of ownership of the estray or other livestock containing at least the following information:
  - a. The name and address of the owner;
  - b. The date the owner discovered that the animal was missing;
  - c. The property from which the animal strayed;
  - d. A description of the animal including its breed, color, sex, size, all markings of any kind and any other identifying characteristics;
- (2) The animal control officer has approved the affidavit; and
- (3) The owner has paid all handling fees to those entitled to receive them.

*(Ord. No. 287-1, § 149, 2-1-2005)*

### **Sec. 5-161. - Sale of estray and livestock.**

- (a) If the ownership of an estray or other livestock is not determined within 14 days following the final advertisement required by this chapter, ownership of the estray or other livestock rests with the city and the animal control officer shall then cause the estray or other livestock to be sold at a public auction. If there are not any bidders, ownership is forfeited to the city.
- (b) Title shall be deemed vested in the animal control officer for purposes of passing a good title, free and clear of all claims to the purchaser at the sale. The disposition of the proceeds derived from the sale at public auction will be as follows:
  - (1) Pay all handling fees to those entitled to receive them;
  - (2) Execute a report of sale of impounded stock;
  - (3) The net proceeds remaining from the sale of the estray or other livestock after the handling fees have been paid shall be delivered by the animal control officer to the city secretary. Such net proceeds shall be subject to claim by the original owner of the estray or other livestock as provided herein;
  - (4) If the bids are too low, the animal control officer shall have the right to refuse all bids and arrange for another public auction or sealed bidding procedure.

(Ord. No. 287-1, § 150, 2-1-2005)

**Sec. 5-162. - Recovery by owner of sale proceeds.**

(a) Within 12 months after the sale of an estray or other livestock under the provisions of this chapter the original owner of the estray may recover the net proceeds of the sale that were delivered to the city secretary, if:

(1) The owner has provided the animal control officer with an affidavit of ownership; and

(2) The animal control officer has accepted the affidavit of ownership.

(b) After the expiration of 12 months from the sale of an estray or other livestock as provided by this chapter, the sale proceeds shall escheat to the city. If an animal was forfeited to the city due to no bidders at auction, then the city is not to be liable to the owner for any proceeds of sale, since no proceeds were received.

(Ord. No. 287-1, § 151, 2-1-2005)

**Sec. 5-163. - Use of estray and livestock.**

During the period of time an estray or other livestock is held by one who impounded the estray or other livestock, it may not be used by any person for any purpose.

(Ord. No. 287-1, § 152, 2-1-2005)

**Sec. 5-164. - Death or escape of estray and livestock.**

If the estray or other livestock dies or escapes while held by the person who impounded it, the person shall report the death or escape to the animal control officer. The report shall be filed in the record regarding the impoundment.

(Ord. No. 287-1, § 153, 2-1-2005)

**Secs. 5-165—5-181. - Reserved.**

**ARTICLE VI. - RABIES CONTROL [8]**

Sec. 5-182. - Vaccinations.

Sec. 5-183. - Vaccination of impounded animals.

Sec. 5-184. - Proof of vaccination; dismissal; fine.

Sec. 5-185. - License required.

Sec. 5-186. - Revocation of license, notice of hearing and appeals.

Sec. 5-187. - Counterfeiting; destruction of tags, certificates.

Sec. 5-188. - Reporting rabid animals or rabies exposure.

Sec. 5-189. - Animal bites and scratch reports; submission to quarantine.

Sec. 5-190. - Contents of required reports.

Sec. 5-191. - Quarantine and release.

Sec. 5-192. - Submission of head for rabies diagnosis.

Sec. 5-193. - Cost of quarantine or rabies diagnosis.

Sec. 5-194. - Enforcement.

Secs. 5-195—5-211. - Reserved.

## **Sec. 5-182. - Vaccinations.**

(a) All dogs or cats four months of age or older within the city shall be vaccinated against rabies. Such vaccinations shall be repeated at the intervals prescribed by rule of the state department of health, or its successor.

(b) A veterinarian who vaccinates a dog or cat against rabies shall issue to the owner of such dog or cat a vaccination certificate on a form approved by the state department of health. The veterinarian shall also issue a metal tag with the veterinarian's address and the year of the vaccination stamped thereon. Upon vaccination, the veterinarian shall execute and furnish to the owner of the dog or cat as evidence thereof, a certificate of vaccination. The veterinarian shall retain a duplicate copy of the certificate and one copy shall be filed with the owner. Such certificate shall contain the following information:

- (1) The name, address and telephone number of the owner of the vaccinated dog or cat;
- (2) The date of vaccination;
- (3) The type of rabies vaccine used;
- (4) The year and number of the rabies tag; and
- (5) The breed, age, color and sex of the vaccinated dog or cat.

(c) Concurrent with the issuance and delivery of the certificate of vaccination, the owner of the dog or cat shall cause to be attached to the collar or harness of the vaccinated animal a metal tag, serially numbered to correspond with the vaccination certificate number and bearing the year of issuance.

(d) It shall be unlawful for any person within the city to own, keep, possess, harbor or allow to remain upon premises under his control any dog or cat which has not been vaccinated as required herein. Any person establishing residence within the city shall comply with this article within ten days of establishing such residency.

(Ord. No. 287-1, § 161, 2-1-2005)

### **Sec. 5-183. - Vaccination of impounded animals.**

(a) After impoundment, all animals which are required to be vaccinated by this article which are redeemed by an owner from the animal shelter must be vaccinated against rabies in accordance with the requirements of this article, or the owner thereof must present a veterinarian's certificate showing a current vaccination.

(b) In order for an animal not vaccinated in accordance with the requirements of this article to be released, such owner must sign a statement giving the name of the owner and the address where the animal is to be immediately taken and confined and stating that the owner will have the animal vaccinated in accordance with the requirements of this article. Within seven days of the release of the animal, a certificate of vaccination shall be presented to the animal **control officer**. shelter. Failure to present the vaccination certificate to the animal **control officer** shelter within the stated time shall be grounds for the immediate return of the animal to the animal shelter, and such animal may be destroyed immediately or otherwise disposed of. Such failure shall also constitute a misdemeanor punishable as set out in section 5-2, except that the minimum fine shall be \$200.00.

### **Sec. 5-184. - Proof of vaccination; dismissal; fine.**

The failure of a dog or cat to wear a vaccination tag on a collar shall be prima facie evidence of the failure to vaccinate the animal as required by this article. To prove that a dog or cat was vaccinated at the time of the offense, the owner of the dog or cat must present a copy of the vaccination certificate issued by the veterinarian that shows the date the vaccination was administered. The offense shall be dismissed upon verification that the animal alleged in the offense was vaccinated on the date of the offense with the payment of an administrative fee.

(Ord. No. 287-1, § 163, 2-1-2005)

### **Sec. 5-185. - License required.**

(a) *License issuance.* All animals four months of age or older which are kept, harbored or maintained within the corporate limits of the city shall be licensed. Licenses shall be provided by the animal control officer or his agent upon payment of the required fee for each animal. Before a city license will be issued for a cat or dog, the owner must present a **current** certificate from a licensed veterinarian showing that such cat or dog has been vaccinated for rabies ~~within the preceding three years~~. The owner shall state his name and address, and the breed, color and sex of the animal to be licensed. Such license shall be valid for **one** ~~three~~ years from date of issuance. Any owner previously found to be a habitual offender and having previously had their licensed revoked under section 5-186 may be deemed not

eligible for current licensure. Appeals of such ineligibility shall be those procedures set out under section 5-186 for revocations.

(b) *Tag and collar.* Upon payment of the license fee, where applicable, the city shall issue to the owner a license certificate and metal tag having stamped thereon the number corresponding with the number of the certificate. Such tag shall at all times be securely attached to a collar or harness around the neck of the animal. In case a tag is lost, a duplicate will be issued by the animal control officer or his agent upon presentation of the receipt showing the payment of license fee for the calendar year. Tags shall not be transferable from one animal to another, and no refunds shall be made.

(c) *Livestock.* All livestock shall be tagged or tattooed and the tag or tattoo will be the identifying tag required to be worn and will be shown on the license.

**Sec. 5-186. - Revocation of license, notice of hearing and appeals.**

(a) The chief of police may revoke any license after a hearing where an affirmative finding on any one or more of the following fact issues:

- (1) That impoundment of the animal by the city more than two times during a 12-month period has occurred;
- (2) That more than two final convictions of a person for violating this chapter when such convictions relate to the animal being considered for revocation of its license certificate have been entered into the official court docket;
- (3) Any combination of subsections (a)(1) and (2) of this section, totaling three incidents; or
- (4) Upon a determination that the animal is a nonregisterable dangerous animal, as defined in section 5-112

(b) Notice of revocation hearing setting the hearing date no sooner than ten days from the service or certified mailing shall be served in person to the owner or such notice deemed served when made by certified letter, return receipt requested, and addressed to the last known mailing address of the animal's owner and deposited in the U.S. mail.

(c) Upon revoking the license of any animal, the animal control officer shall notify the owner of the animal of such action in writing. Written notification shall be deemed made when a certified letter, return receipt requested, addressed to the last known mailing address of the animal's owner and deposited in the U.S. mail.

(d) Upon the expiration of ten days after written notification of revocation is deposited in the U.S. mail, as provided in subsection (c) of this section, no animal which has had its license revoked shall be kept, maintained or harbored within the city limits and each 24-hour period shall constitute a separate violation.

(e) Upon revocation of a license, owner of animal with revoked license shall notify the animal control officer of the location to which the animal is being removed.

(f) Appeals of revocation hearing findings must be filed with the city manager within ten days of receiving notice of the action. Such notices shall be written without want of form but must include the statement "notice of appeal of decision of the chief of police in revocation hearing," contain a statement of the reasons for the appeal, and signed by the animal owner making the appeal. The city manager or designee shall hear the appeal. At the hearing the formal rules of evidence do not apply. The hearing officer shall make his decision on the basis of preponderance of the evidence presented. The hearing officer may affirm, reverse, or modify the action of the chief, however a decision must be rendered within 60 days after the appeal. The decision of the hearing officer is final.

*(Ord. No. 287-1, § 165, 2-1-2005)*

#### **Sec. 5-187. - Counterfeiting; destruction of tags, certificates.**

It shall be unlawful for any person to intentionally or knowingly:

- (1) Counterfeit a rabies vaccination tag or certificate or a license.
- (2) Destroy a rabies vaccination tag or certificate.

*(Ord. No. 287-1, § 166, 2-1-2005)*

#### **Sec. 5-188. - Reporting rabid animals or rabies exposure.**

(a) It shall be the duty of all animal owners, veterinarians, physicians or any other person to report to the animal control officer all cases of rabies with which he comes in contact or to which his attention has been directed. This report shall be made immediately upon diagnosis or suspicion of a case of rabies.

(b) Any person having knowledge of an animal bite or scratch to an individual or to another animal by an animal which the person suspects is rabid shall report that incident to the animal control officer within 24 hours.

(b) Every physician or other medical practitioner who treats a person for any animal bite/scratch that occurred within the city shall within 12 hours report such treatment to the animal control officer giving the name, age, sex and precise location of the bitten/scratched person and such other information as the officer or agency may require.



(d) Any veterinarian who clinically diagnoses rabies or any person who suspects rabies in a dog, cat or other domestic or wild animal shall immediately report the incident to the animal control officer stating precisely where such animal may be found.

(e) If a known suspected rabid animal bites or scratches a domestic animal, such incident shall also be reported immediately to the animal control officer.

(Ord. No. 287-1, § 167, 2-1-2005)

### **Sec. 5-189. - Animal bites and scratch reports; submission to quarantine.**

(a) *Report of victim.* Any person who is bitten or scratched by an animal shall report that fact to the animal control officer within 24 hours. If the person bitten or scratched is a minor under the age of 17 years, the parent or guardian of such minor, if he has knowledge of the incident, shall report that fact to the animal control officer within 24 hours.

(b) *Report of owner.* A person who owns, keeps, harbors or allows an animal to remain on premises under his control and who has knowledge of a bite shall report to the animal control officer within 24 hours any incident where such animal bit or scratched any person.

(c) *Custody.* The animal committing the act shall be submitted to the animal control officer for quarantine. When the local rabies control authority goes to the premises where the animal that bit or scratched any person is being kept, the animal control officer may take immediate custody of the animal. Where suitable arrangements are made, the local rabies control authority may permit the animal to be transferred to another location for the remainder of the quarantine period. This duty to submit the animal to quarantine shall apply to any person who owns, keeps, harbors, has possession of or allows an animal to remain on premises under his control. If convicted of violating this section, a minimum fine of \$100.00 shall be imposed by the municipal court.

(d) *Observation.* Any owned dog or cat having bitten or scratched a person shall be observed for a period of ten days from the date of the bite. The procedure and place of observation shall be designated by the investigating officer or responsible agency in compliance with state law. If the dog or cat is not confined on the owner's premises for owner's quarantine, confinement shall be by impoundment in the animal shelter, or at a veterinary hospital of the owner's choice. Such confinement shall be at the owner's expense.

(e) *Strays.* Stray dogs and cats, or those animals whose owners cannot be located shall be confined in the animal shelter for a period of 96 hours and if unclaimed may be destroyed and the brain of such animal immediately submitted to a qualified laboratory for rabies examination at the victim's expense.

(f) *Surrender of animal.* The owner of any dog or cat that has been reported to have inflicted a bite on any person shall on demand produce the dog or cat for impoundment, as prescribed in this chapter.

(g) *Home quarantine.* Home quarantine may be allowed only in those incidents where permitted by state law and agreed to by the animal control officer. Refusal to produce such dog or cat constitutes a violation of this section, and each day of such refusal shall constitute a separate and individual violation.

(h) *Wild, exotic or dangerous animals.* Any wild, exotic or dangerous animal that is considered high risk by state law or regulation and which has bitten or scratched a person shall be caught and humanely killed and the brain submitted for rabies examination. Those wild animals which are classified as low risk animals shall be handled as dictated by state law.

(Ord. No. 287-1, § 168, 2-1-2005)

#### **Sec. 5-190. - Contents of required reports.**

When an individual is placed under a duty to report an incident in which an animal has bitten or scratched some person or some animal or to report an animal known or suspected to be rabid, that report to the animal control officer shall include, if the person making the report knows, the following information:

- (1) The location where the bite or scratch occurred.
- (2) The location where the animal which committed the act or which is known or suspected to have rabies or have been exposed to rabies can be located.
- (3) The name and address of any person who was bitten or scratched.
- (4) The name and address of the person who owns, keeps, harbors or has control over the premises where the animal committing the act normally can be found.
- (5) The names and addresses of the persons who own, keep or harbor any other animal exposed to rabies can be found.

(Ord. No. 287-1, § 169, 2-1-2005)

#### **Sec. 5-191. - Quarantine and release.**

(a) When an animal is required to be placed in quarantine, the animal shall be submitted for quarantine at the animal shelter. Only with the prior approval of the local rabies control authority may be animal be held in quarantine at any other location.

(b) Any animal quarantined shall be held for a period of ten days from the date of the bite. The animal shall not be released from quarantine until such release has been approved by the local rabies control authority.

(c) Upon release of an animal from quarantine, if the ownership of the animal is known, such owner has **5 days** ~~48 hours~~ to claim the animal. If the ownership of the animal is unknown, the animal may be disposed of as provided herein this article without waiting for an additional 72 hours.

**Sec. 5-192. - Submission of head for rabies diagnosis.**

(a) If the animal biting or scratching a person is a wild animal, the animal shall be humanely destroyed in such a manner that the brain is not mutilated. The head shall then be submitted to a laboratory certified by the state department of health for rabies diagnosis.

(b) If an animal being quarantined becomes ill, it may be humanely destroyed in such a manner that the head is not mutilated. The head shall then be submitted to a laboratory certified by the state department of health for rabies diagnosis. The head of each animal dying while in quarantine shall also be submitted for rabies diagnosis.

*(Ord. No. 287-1, § 171, 2-1-2005)*

**Sec. 5-193. - Cost of quarantine or rabies diagnosis.**

(a) If, at the end of the required quarantine period, a quarantined animal is found to be free of rabies, the local rabies control authority shall order the release of the animal to the owner if the rabies vaccination provisions of this article have been complied with and any impoundment fees have been paid by such owner.

(b) If a head is submitted to the state department of health for rabies diagnosis, the cost of removing the head and shipping it shall be paid by the owner of the animal.

(c) The local rabies control authority may order that all impoundment fees for the quarantine be paid by the person bitten or scratched if:

- (1) The animal has a rabies vaccination certificate;
- (2) The animal was on property under the control of the animal's owner when the bite or scratch occurred; and
- (3) The bite or scratch occurred when the animal was acting to defend its owner or the property, or after provocation.

If the animal is a wild animal, the local rabies control authority may order that all fees be paid by the person who was bitten or scratched.

(Ord. No. 287-1, § 172, 2-1-2005)

### **Sec. 5-194. - Enforcement.**

For the purposes of discharging the duties imposed by this article and to enforce its provisions, any peace officer or animal control officer is empowered to enter upon any premises upon which an animal is kept or harbored and to demand the exhibition by the owner of such animal or the license for such animal in accordance with the provisions of this article, to include random citywide canvassing and checks for compliance with the article. The owner of any animal is required to produce the license and vaccination information for each animal in his ownership upon demand by an animal control officer or peace officer.

(Ord. No. 287-1, § 173, 2-1-2005)

### **Secs. 5-195—5-211. - Reserved.**

## **ARTICLE VII. - COMMERCIAL ANIMAL ENTERPRISES AND MULTIPLE ANIMAL OWNERSHIP**

---

Sec. 5-212. - Permit required.

Sec. 5-213. - Permit duration and fee; revocation.

Sec. 5-214. - Facility requirements for permits to board, house or otherwise keep animals.

Sec. 5-215. - Revocation or suspension of commercial animal enterprise or multi-pet ownership permits.

Secs. 5-216—5-238. - Reserved.

### **Sec. 5-212. - Permit required.**

(a) Permits shall be required for all commercial animal enterprises and multi-animal owners. Commercial animal enterprises shall include but not be limited to enterprises such as kennels, breeders, pet shops, riding stables, animal auctions, performing animal exhibition, animal training services, grooming shops, petting zoos, aviaries or any similar entrepreneurial relationships regarding animals. Five or more animals maintained on any one lot shall be considered a multi-animal owner. No person shall maintain, harbor or care for more than five animals of any species without having obtained a multi-animal owner permit, excluding fish.

(b) All such permits shall be considered commercial except multi-animal owner. Multi-animal owner permits shall be considered as relative only to private multiple animal ownership, with no relationship to any commercial animal enterprise. All multi-animal owners shall be required to spay or neuter all dogs and cats greater than 6 months of age. Each dog must have a minimum of 150 square feet per dog six months of age or older in its outdoor enclosure or fence. Multiple animal ownership permits shall not be required for residences

with common household pets having "litters" which remain at such residences for a period of time not exceeding three months.

**Sec. 5-213. - Permit duration and fee; revocation.**

(a) Permits shall be valid for one year from date of issuance. The permit fee shall be according to the schedule established in appendix A to this Code.

(b) The animal control officer upon an inspection finding inconsistent with the permit requirements of this article, may file an application with the municipal judge to revoke any permit issued under this article. In addition to conducting a full revocation hearing, the municipal judge may temporarily suspend any permit pending a full hearing if such immediate action is determined reasonably necessary to protect the public health or the safety of any animal.

*(Ord. No. 287-1, § 182, 2-1-2005)*

**Sec. 5-214. - Facility requirements for permits to board, house or otherwise keep animals.**

Upon inspection of the premises by the animal control officer, the permit shall be issued if the following conditions are met:

- (1) The facility must be adequate for the number and type of animals to be kept.
  - a. The facility must be of sufficient size as to allow animals to move about freely. This shall apply to each animal kept. The size of facility shall be in proportion to the size of the individual animal's height and weight.
  - b. Adequate food and water must be provided so that each and all animals kept shall be maintained in good health and free of malnutrition and/or dehydration.
  - c. The premises shall be kept in a sanitary condition and reasonably free of animal waste, parasites, insects and flies that could be harmful to the animal's health and/or to the health of the general public.
- (2) The animals and the facility must be kept free of odor or stench which is offensive to a person of ordinary sensibilities.
- (3) The animals must be maintained in a manner which does not pose a danger to the health of the animals themselves or to adjacent animals.
- (4) The animals must not cause noise which is offensive or disturbing to a person of ordinary sensibilities on adjoining, adjacent or neighboring premises.

(5) The applicant or holder of the permit shall not have been issued citations for violation of this chapter on two separate occasions, or animals covered by or to be covered by the permit have not been impounded on two separate occasions.

(6) The chief of police shall adopt standard operational procedures for the animal control division consistent with this article in providing guidelines and standards for the inspection of such facilities for permitting and for the periodic monitoring of such facilities.

Such permitted facilities may be randomly inspected for compliance with the basic requirements stated herein at any reasonable time for multiple animal owner permitted residence or during regular business hours for commercial animal enterprise permitted facility. Refusal to allow such inspections shall be grounds for permit revocation.

(Ord. No. 287-1, § 183, 2-1-2005)

### **Sec. 5-215. - Revocation or suspension of commercial animal enterprise or multi-pet ownership permits.**

Any commercial animal enterprise or multi-pet owner permit may be revoked if the owner's facility is found to be in violation of this chapter, any zoning law, health law or any other applicable ordinance of the city or of the state, or the facility is maintained in such a manner as to be detrimental to the health, safety or peace of mind of persons residing in the immediate vicinity.

(Ord. No. 287-1, § 184, 2-1-2005)

### **Secs. 5-216—5-238. - Reserved.**

## **ARTICLE VIII. - FEES AND CHARGES**

---

### **Sec. 5-239. - Assessed.**

### **Sec. 5-239. - Assessed.**

(a) *Management cost.* There is hereby fixed and assessed fees to defray the cost of managing an animal control program and for the protection of the public health, against the owner or keeper of every animal kept in the city; at such time that fee adjustments may be required to maintain a neutral at cost relationship which fees are in Appendix A of this Code and such fees may be amended by ordinance of the city council.

(b) *Expenses of animal.* In addition to other fees, the owner shall also pay for any veterinarian or drug fees incurred for the animals while in the custody of the animal control officer or animal shelter.

(Ord. No. 287-1, app. A, 2-1-2005)

**SECTION 2. SEVERABILITY CLAUSE:** If any section, subsection, phrase, sentence or portion of this Ordinance is for any reason held invalid or unconstitutional by any court of competent jurisdiction, such portion shall be stricken from the ordinance, and such holding shall not affect the validity of the remaining portions thereof. The balance of the ordinance shall be construed as one instrument and as if the offending portion had not been included.

**SECTION 3. SAVINGS CLAUSE:** All ordinances or parts of ordinances, in conflict herewith are to the extent of such conflict hereby repealed. The balance of such ordinance is hereby saved from repeal.

**SECTION 4. EFFECTIVE DATE:** Effective immediately following the second reading of this ordinance, the rules and regulations will apply within the corporate city limits of Kyle, Texas.

PASSED AND APPROVED on First Reading this \_\_\_\_\_ day of November, 2012.

FINALLY PASSED AND APPROVED on this \_\_\_\_\_ day of November, 2012

**CITY OF KYLE, TEXAS**

\_\_\_\_\_  
Lucy Johnson, Mayor

**ATTEST**

\_\_\_\_\_  
Amelia Sanchez, City Secretary



# CITY OF KYLE, TEXAS

## Stop Sign at Bebee Road and Dacy Lane

**Meeting Date:**  
**11/20/2012**  
**Date time: 7:00 PM**

**Subject/Recommendation:**

*(Second Reading)* AN ORDINANCE OF THE CITY OF KYLE, TEXAS AUTHORIZING AND DIRECTING THE INSTALLATION AND ERECTION OF FOUR WAY STOP SIGNS FOR THE ZONING OF TRAFFIC CONTROL ON BEBEE ROAD AT THE INTERSECTION OF DACY LANE IN THE CITY LIMITS OF KYLE; FIXING A PENALTY THEREFOR; PROVIDING FOR SEVERABILITY; PROVIDING FOR REPEAL OF CONFLICTING ORDINANCES; AND ORDAINING OTHER PROVISIONS RELATED TO THE SUBJECT MATTER THEREOF ~ *James Earp, Assistant City Manager*

**Other Information:**

**Budget Information:**

---

Viewing Attachments Requires Adobe Acrobat. [Click here](#) to download.

**Attachments / click to download**

 [Stop Sign Ordinance BeBee and Dacy](#)

---



**ORDINANCE NO. \_\_\_\_\_**

**AN ORDINANCE OF THE CITY OF KYLE, TEXAS AUTHORIZING AND DIRECTING THE INSTALLATION AND ERECTION OF FOUR WAY STOP SIGNS FOR THE ZONING OF TRAFFIC CONTROL ON BEBEE ROAD AT THE INTERSECTION OF DACY LANE IN THE CITY LIMITS OF KYLE; FIXING A PENALTY THEREFOR; PROVIDING FOR SEVERABILITY; PROVIDING FOR REPEAL OF CONFLICTING ORDINANCES; AND ORDAINING OTHER PROVISIONS RELATED TO THE SUBJECT MATTER THEREOF.**

**Whereas**, the regulation of traffic, motor vehicles and conveyances upon all public streets, roadway and right-of-ways constituting a speed zone within the City limits is essential and necessary to protect and to preserve the public safety of the City of Kyle, Texas (the "City"), and;

**Whereas**, the: Police Chief; City Engineer; City Manager; and, City Council have reviewed the situation and issues that are the subject matter of this Ordinance, and;

**Whereas**, after review, inquiry and the opportunity for citizen participation, the City Council has found the four way stop at Bebee Road and Dacy Lane, hereinafter set forth and listed in this Ordinance are reasonable and necessary for the public safety and are supported by sound and accepted public safety criteria.

**NOW, THEREFORE, BE IT ORDAINED BY THE CITY COUNCIL OF THE CITY OF KYLE, TEXAS, THAT:**

**Section 1. Findings.** The following recitals are hereby found to be true and correct and are hereby adopted by the City Council and made a part hereof for all purposes as findings of fact.

**Section 2. Ratification and Confirmation.** The installation, placement, erection, and enforcement of traffic control and/or stop signs are hereby confirmed and ratified by the City Council:

- a) *Bebee Road*, at the intersection of Dacy Lane
- b) *Dacy Lane*, at the intersection of Bebee Road

**Section 3. Enforcement and Traffic Control Signs.** The City Council hereby orders and directs that new stop signs hereinafter set forth be placed, installed and erected at the appropriate locations and that each such sign and/or device be hereafter maintained and enforced by the City.

**Section 4. Repeal of Conflicting Ordinances.** All parts of ordinances in conflict herewith are hereby repealed to the extent of such conflict only. In the event of a conflict or inconsistency between this ordinance and any other code or ordinance of the City, the terms and provisions of the most restrictive ordinance shall govern.

**Section 5. Violation and Penalties.** It shall be unlawful for any person to drive or operate a motor vehicle that does not properly observe all applicable laws and regulations pertaining to vehicular and/or pedestrian stops at designated intersections. Further, it shall be unlawful for any person to tamper with, alter, remove, destroy, cover or hinder the visibility, of any traffic device control device erected by this Ordinance in a manner which is inconsistent with its use as a traffic control device. Any person who violates this Ordinance or part thereof shall be guilty of a misdemeanor and upon conviction thereof, shall be punished by a fine of not less than \$50.00 nor more than \$200.00.

**Section 6. Open Meetings.** That it is hereby officially found and determined that the meeting at which this ordinance is passed was open to the public as required and that public notice of the time, place, and purpose of said meeting was given as required by the Open Meetings Act, Chapt. 551, Loc. Gov't. Code.

**Section 7. Effective Date.** This ordinance shall be in full force and effect from and after the date of its final passage and adoption in accordance with the provisions of the Kyle City Charter.

**PASSED AND APPROVED on First Reading this \_\_\_\_ day of \_\_\_\_\_, 2012.**

**FINALLY PASSED AND APPROVED on this the \_\_\_\_ day of \_\_\_\_\_, 2012.**

**ATTEST:**

**THE CITY OF KYLE, TEXAS**

\_\_\_\_\_  
Amelia Sanchez, City Secretary

\_\_\_\_\_  
Lucy Johnson, Mayor



# CITY OF KYLE, TEXAS

## Water Conservation Plan

**Meeting Date:**  
**11/20/2012**  
**Date time: 7:00 PM**

**Subject/Recommendation:** *(Second Reading)* AN ORDINANCE OF THE CITY OF KYLE, TEXAS, ADOPTING AND ENDORSING AN UPDATE TO THE EXISTING WATER CONSERVATION PLAN IN COMPLIANCE WITH THE TEXAS COMMISSION ON ENVIRONMENTAL QUALITY AND TEXAS WATER DEVELOPMENT BOARD RULES AND PROCEDURES; MAKING FINDINGS OF FACT; AND PROVIDING FOR RELATED MATTERS ~ *Jason Biemer, Utility Coordinator, Public Works*

**Other Information:**

**Budget Information:**

---

Viewing Attachments Requires Adobe Acrobat. [Click here](#) to download.

**Attachments / click to download**

- [12.01.09 City of Kyle Water Conservation Plan - Proposed-3 9 26 2012 update](#)
  - [Ordinance #570, Water Conservation Plan](#)
  - [water conservation plan ordinance](#)
-

## **CITY OF KYLE WATER CONSERVATION PLAN**

### **Municipal Water Use Plan – Amended**

The City of Kyle has prepared an amendment to its Water Conservation Plan as part of its on-going efforts to promote conservation and provide an adequate supply of high quality water to its residents. The City of Kyle has a service area of approximately 20.26 miles and a population of 28,521 at the time of this plan's amendment. The City of Kyle took into account its current use and its vast population growth in developing all of the City of Kyle's water conservation goals and strategies set forth in this plan and intends to update its conservation plan with new data and target goals during 2013 to be put into effect at the expiration of this plan's fifth year horizon (2014). This amendment to the plan adds new water conservation methods and rebates.

#### **I. WATER CONSERVATION GOALS**

##### **Specific, Quantified 5 & 10-Year Targets**

##### **1. Goals for Municipal Use in Gallons Per Capita Per Day and Water Loss Programs—5 Year Target**

The City of Kyle's goal is to achieve a municipal use of 116 gallons per capita per day or less for the first five years beginning in the year 2009 and ending in 2014. The City's water loss goal is to achieve water loss of 7 gallons per capita per day or less for the first five years beginning in 2009 and ending in 2014. The City's water loss goals are to control water loss not to exceed 15% of unaccounted water per year from 2009 to 2014.

##### **2. Goals for Municipal Use in Gallons Per Capita Per Day and Water Loss Programs—10 Year Target**

The City of Kyle's goal is to achieve a municipal use of 114 gallons per capita per day or less over a ten year period beginning in the year 2009 and ending in 2019. The City's water loss goal is to achieve water loss of 6 gallons per capita per day or less for the first 10 years beginning in 2009 and ending in 2019. The City's water loss goals are to control water loss not to exceed 15% of unaccounted water per year from 2009 to 2019.

##### **3. Method of Calculation**

The City of Kyle calculated its municipal use goals by considering its population growth for the previous five years, from 2004 to 2008, its population projections over the five and ten year planning periods, the climate and conditions of the area, and by reviewing the City's historical municipal use for the previous five years, from the years 2004 through 2008. The City's unique situation as currently being the fifth fastest growing city in the State of Texas, as indicated by data released by the United States Census Bureau in

2007, was a primary consideration in developing its municipal use goals. The United States Census Bureau indicates that the City's population increased from 5,314 in the year 2000 to 22,684 in the year 2006. In addition, the City's population estimates indicates the City's population for the year 2007 was approximately 24,364 and 25,303 in 2008. The City projects that its population in the year 2010 will reach 30,645 residents. The City also developed its municipal use goals while taking into consideration the Texas Water Development Board Water Conservation Implementation Task Force's statewide average municipal use goal of 140 gallons per capita per day.

The City developed its water loss goals by reviewing its water loss data for the previous three years, from 2006 to 2008. Both the City's municipal use and water loss goals and targets for the applicable period reflect the large-scale growth that the City is experiencing and is expected to experience over the next decade.

## **II. METHOD TO ACHIEVE WATER CONSERVATION GOALS**

### **1. Metering Devices**

The City of Kyle uses meters having an accuracy within plus or minus 5.0% in order to measure and account for the amount of water diverted from the source of supply. The City prohibits the use of mix use meters and compound meters are used for those businesses with high flows.

### **2. Universal Metering, Meter Testing and Repair, and Periodic Meter Replacement**

The City of Kyle currently has a program for universal metering of both customer and public uses of water, for meter testing and repair, and for periodic meter replacement. The City requires meters to be installed on all new connections within its service area and began a program of replacing existing meters in 2003. All meters replaced are required to be replaced with digital "real-time" meters in order to collect daily accurate readings of current connection water usage.

The City conducts testing either once a year on all master well meters and calibrates these master meters according to the Fluid Meter Services. The City utilizes master meters to measure and account for the amount of water diverted from the source of supply. The City will replace meters on a rotational basis every 12 years. The City also works with Johnson Controls, Inc. to test and replace meters within its service area. The City replaces meters if faulty, and detects misreading or faulty meters through its customer billings each month.

### **3. Unaccounted-For Water Use**

The City of Kyle utilizes measures to determine and control unaccounted-for uses of water, including periodic visual inspections along distribution lines and annual water system audits. The City's programs for leak detection and repair, discussed in Section 9 below, allows the City to identify and resolve unaccounted-for uses of water.

#### **4. Continuing Public Education & Information**

The City of Kyle maintains an ongoing program of public education and information. The City disseminates materials throughout each fiscal year in the form of fliers and handouts and also provides a water conservation flier on its website at <http://www.cityofkyle.com/documents/WaterConsFlier.pdf>. The City mailed out the 2007 Annual Drinking Water Quality Report and purchased materials from the Texas Water Development Board's ("TWDB") Major Rivers program for the water education program in local elementary schools. The City also distributes educational materials through press releases and on its website and [www.cityofkyle.com](http://www.cityofkyle.com).

The City will continue to distribute water conservation materials at various public events and place conservation information in customer monthly bills and on the city's website [www.cityofkyle.com](http://www.cityofkyle.com). The City makes its water conservation flier and other documents available at Kyle City Hall and the Kyle Chamber of Commerce building.

#### **5. Non-Promotional Water Rate Structure**

The City of Kyle utilizes a rate structure that promotes conservation through a graduated schedule of fees that escalate as consumption increases. The City's rate structure for users inside the City, in effect as of the date of this Water Conservation Plan, is as follows:

| <u>Gallons</u>   | <u>Price Per 1,000 gallons</u> |
|------------------|--------------------------------|
| 0 to 4,000       | \$3.06                         |
| 4,001 to 8,000   | \$3.82                         |
| 8,001 to 12,000  | \$4.59                         |
| 12,001 to 16,000 | \$5.34                         |
| 16,001 to 20,000 | \$6.11                         |
| 20,001 to 30,000 | \$6.88                         |
| 30,001 to 50,000 | \$7.64                         |
| 50,001 and up    | \$9.17                         |

#### **6. Reservoir Systems Operations Plan**

The City of Kyle receives only treated water from the Guadalupe-Blanco River Authority (“GBRA”). GBRA is responsible for the operation of the reservoir system and coordinates its operations plan with its water customers. The City does not own a reservoir within its service area.

#### **7. Enforcement Procedure & Plan Adoption**

The City of Kyle’s ordinance adopting this plan is attached to this plan as “Appendix B.” Because the City has formally adopted this plan through its ordinance-making authority, the City will implement and enforce this plan by means of existing mechanisms and control over City regulatory programs.

#### **8. Coordination with the Regional Water Planning Group(s)**

The City of Kyle’s service area is located within the Region L – South Central Texas Regional Water Planning Group and the City has provided a copy of this plan to Region L – South Central Regional Water Planning Group. A copy of the letter sent to Region L Regional Water Planning Group is attached to this plan as “Appendix C.”

#### **9. Program for Leak Detection, Repair, and Water Loss Accounting**

The City of Kyle maintains a program of leak detection, repair, and water loss accounting for the water transmission, delivery, and distribution system in order to control unaccounted-for uses of water. The City has purchased equipment to perform acoustic leak detection surveying on the City’s water distribution piping and all accessible active, visible, and future service connections, fire hydrants, and distribution valves located in the City’s water distribution system. During these surveys the City’s employee acoustically inspects all check valves at well sites and adjoining water system interconnect valves for reverse flow and ensure that valves are in proper working condition. The City collects and identifies all leaks and water loss locations with a GPS locator and the data is documented. In addition, the employee walks along the City’s water system to visually check for potential water loss areas. The City also tests all water that is identified on the ground or in close proximity of the water system for the existence of chlorine and leaks. The City also routinely inspects for any water loss areas or leaks throughout each calendar year.

The City also conducts ongoing leak detection activities relying on the City’s staff to visually inspect the water system and the City provides a local telephone number to citizens to report a leak. The City makes every effort to inform a citizen when a leak has been detected on the customer’s side of the meter.

The City of Kyle annually performs pre-screening system water audits that includes determining metered sales and other system verifiable use while also determining the total supply placed into the system and pumped out of the system. The purpose

of the pre-screening audit is to determine whether Kyle achieves 15% or less water loss from its system.

## **10. Record Management System**

The City of Kyle maintains a record management system to record water pumped, water deliveries, water sales, and water losses that allows for the desegregation of water sales and uses into user classes. The four user classes for the City of Kyle's record management system are residential, commercial, public and institutional, and industrial.

## **11. Wholesale Water Supply Contracts**

The City of Kyle will require a statement in each wholesale water supply contract entered, renewed, or extended after the effective date of this plan that each successive wholesale customer develop and implement a water conservation plan or water conservation measures in accordance with Title 30 Texas Administrative Code Chapter 288.

## **12. Additional Water Conservation Strategies**

The City of Kyle utilizes the following additional water conservation strategies:

### **A. Conservation-Oriented Rate Structure**

The City of Kyle utilizes a conservation-oriented rate structure to promote conservation through a graduated schedule of fees that escalate as consumption increases. The City's conservation-oriented rate structure for users inside the City, in effect as of the date of this Water Conservation Plan, is as follows:

| <u>Gallons</u>   | <u>Price Per 1,000 gallons</u> |
|------------------|--------------------------------|
| 0 to 4,000       | \$3.06                         |
| 4,001 to 8,000   | \$3.82                         |
| 8,001 to 12,000  | \$4.59                         |
| 12,001 to 16,000 | \$5.34                         |
| 16,001 to 20,000 | \$6.11                         |
| 20,001 to 30,000 | \$6.88                         |
| 30,001 to 50,000 | \$7.64                         |
| 50,001 and up    | \$9.17                         |



**B. Adoption of Plumbing Code**

The City of Kyle adopted the 2009 International Plumbing Code and all new construction or renovations in the City must comply with the water conserving fixtures as set forth in the 2009 International Plumbing Code.

**C. Program for Replacement or Retrofit of Water-Conserving Plumbing Fixtures in Existing Structures**

The City of Kyle promotes and encourages the use of water-saving plumbing fixtures in existing homes. The City promotes water saving plumbing devices in existing homes by informational mail outs and/or distribution of water saving devices and rebates.

**D. Reuse of Wastewater and/or Graywater**

The City will continue to deliver reclaimed wastewater to the Plum Creek Golf Course, which is the golf course within the largest established neighborhood within the City's service area. In 2008 the reuse of wastewater at the Plum Creek Golf Course amounted to 104,373,000 gallons of water. In FY 2012 the City will finalize a Water Reuse Feasibility study funded through grant awards from the Bureau of Reclamation and Texas Water Development Board to determine how reclaimed water can be best utilized for the future.

**E. Program and/or Ordinance for Landscape Water Management**

The City of Kyle requires permits for the installation of irrigation systems and also utilizes a five-day water schedule. Landscape watering is prohibited between the hours of 10:00 a.m. and 8:00 p.m.

**F. Landscape Conversion Rebate**

Subject to availability of funding, the City of Kyle will provide up to a \$300 for landscape conversion to native drought resistant plants or turf grasses in instances when non-native turf grasses or plants are stressed and unable to survive the drought. Rebate is available to current City of Kyle water system customers.

**G. Irrigation Rebate**

Subject to availability of funding, the City of Kyle will offer up to a \$400 rebate for upgrades to improve an irrigation system's efficiency, including up to \$100 for an irrigation controller. To qualify, the applicant must be a

current City of Kyle water system customer and request an inspection of their system and then agree to all identified improvements to improve water conservation.

#### **H. Low Flow Rebates**

Subject to availability of funding, the City of Kyle will offer up to a \$100 rebate per toilet, to current City of Kyle water system customers, per household for low flow toilets to be installed in a residential home. To qualify, the applicant must not have toilets in the home that use 1.6 gallons or less of water per flush.

The City of Kyle will offer up to a \$35 rebate per low-flow shower head, to current City of Kyle water system customers, per household that is installed to replace a regular flow shower head.

The City of Kyle will offer up to a \$15 rebate per toilet, to current City of Kyle water system customers, per household for installation of a Dual Flush Conversion Kit which allows the user a choice of a full flush for solids, or a ½ flush for liquids.

The City of Kyle will offer up to a \$5 rebate per faucet, to current City of Kyle water system customers, per household for faucet aerators added to faucets that did not previously have them.

In order to receive any of the rebates listed above, receipts must be provided with application.

#### **I. High Efficiency Appliance Rebate**

Subject to availability of funding, the City of Kyle will offer up to \$50 per appliance, to current City of Kyle water system customers, per household for high efficiency appliances that utilize water to be installed in a residential home. Example appliances that would qualify would be dish washing machines, and clothes washing machines.

#### **J. Rain Water Harvesting Rebate**

Subject to availability of funding, the City of Kyle will offer rebate amounts for rainwater harvesting improvements, for current City of Kyle water system customers. The rebate will be calculated at \$0.50 per gallon for non-pressurized systems and \$1.00 per gallon for pressurized systems. The maximum rebate amount will be increased to \$5000, not to exceed 50 percent of the project cost. Systems of more than 500 gallons will require

approval prior to system installation. Participation will be limited to once every 12 months. All rain barrel sizes are eligible.

**K. Method for Monitoring the Effectiveness and Efficiency of the Plan**

The City of Kyle will document the above methodologies that will be utilized to achieve its five and ten year target goals. Meter calibration, testing, and replacement will be documented and kept in the Public Works Department files. Prescreening audits and full scale water audits will be documented and kept in the Public Works Department files. In addition, records will be maintained for the City's leak detection program and for its SCADA system. The City will continue to track its annual water use by taking daily readings and recording its water use data for all water sources. The City will annually evaluate its progress towards meeting the goals set forth in this plan through the preparation of its Implementation Report submitted to the Texas Water Development Board. The City will annually review the data compiled in accordance with this plan and will assess its progress toward meeting its water use and water loss goals.

# **APPENDIX A**

## Definitions of Commonly Used Terms

**Conservation** = Those practices, techniques, and technologies that reduce the consumption of water, reduce the loss or waste of water, improve the efficiency in the use of water, or increase the recycling and reuse of water so that a water supply is made available for future or alternative uses.

**Industrial use** = The use of water in processes designed to convert materials of a lower order of value into forms having greater usability and commercial value, commercial fish production, and the development of power by means other than hydroelectric, but does not include agricultural use.

**Irrigation** = The agricultural use of water for the irrigation of crops, trees, and pastureland, including, but not limited to, golf courses and parks which do not receive water through a municipal distribution system.

**Municipal per capita water use** = The sum total of water diverted into a water supply system for residential, commercial, and public and institutional uses divided by actual population served.

**Municipal use** = The use of potable water within or outside a municipality and its environs whether supplied by a person, privately owned utility, political subdivision, or other entity as well as the use of sewage effluent for certain purposes, including the use of treated water for domestic purposes, fighting fires, sprinkling streets, flushing sewers and drains, watering parks and parkways, and recreational purposes, including public and private swimming pools, the use of potable water in industrial and commercial enterprises supplied by a municipal distribution system without special construction to meet its demands, and for the watering of lawns and family gardens.

**Municipal use in gallons per capita per day** = The total average daily amount of water diverted or pumped for treatment for potable use by a public water supply system. The calculation is made by dividing the water diverted or pumped for treatment for potable use by population served. Indirect reuse volumes shall be credited against total diversion volumes for the purpose of calculating gallons per capita per day for targets and goals.

**Pollution** = The alteration of the physical, thermal, chemical, or biological quality of, or the contamination of, any water in the state that renders the water harmful, detrimental, or injurious to humans, animal life, vegetation, or property, or to the public health, safety, or welfare, or impairs the usefulness or the public enjoyment of the water for any lawful or reasonable purpose.

**Public water supplier** = An individual or entity that supplies water to the public for human consumption.

**Regional water planning group** = A group established by the Texas Water Development Board to prepare a regional water plan under Texas Water Code, ' 16.053.

**Retail public water supplier** = An individual or entity that for compensation supplies water to the public for human consumption. The term does not include an individual or entity that supplies water to itself or its employees or tenants when that water is not resold to or used by others.

**Reuse** = The authorized use for one or more beneficial purposes of use of water that remains unconsumed after the water is used for the original purpose of use and before that water is either disposed of or discharged or otherwise allowed to flow into a watercourse, lake, or other body of state-owned water.

**Water conservation plan** = A strategy or combination of strategies for reducing the volume of water withdrawn from a water supply source, for reducing the loss or waste of water, for maintaining or improving the efficiency in the use of water, for increasing the recycling and reuse of water, and for preventing the pollution of water. A water conservation plan may be a separate document identified as such or may be contained within another water management document(s).

**Water loss** = The difference between water diverted or treated and water delivered (sold). Water loss can result from:

1. inaccurate or incomplete record keeping;
2. meter error;
3. unmetered uses such as firefighting, line flushing, and water for public buildings and water treatment plants;
4. leaks; and
5. water theft and unauthorized use.

**Wholesale public water supplier** = An individual or entity that for compensation supplies water to another for resale to the public for human consumption. The term does not include an individual or entity that supplies water to itself or its employees or tenants as an incident of that employee service or tenancy when that water is not resold to or used by others, or an individual or entity that conveys water to another individual or entity, but does not own the right to the water which is conveyed, whether or not for a delivery fee.

# **APPENDIX B**

## Quick Sheet Comparison of Water Conservation Incentives for SAWS and AUSTIN Utilities

|               | Landscape   | Irrigation | Toilet | Hot Water on Demand | Washing Machine | PRV   | Rainwater Harvesting | Retrofit  | Cooling Tower Audit | Car Wash | Restaurant |
|---------------|-------------|------------|--------|---------------------|-----------------|-------|----------------------|-----------|---------------------|----------|------------|
| <b>SAWS</b>   |             |            |        |                     |                 |       |                      |           |                     |          |            |
| Res           | \$300       | \$400      | FREE   | \$150               | X               | X     | X                    | X         | X                   | X        | X          |
| Com           | X           | \$3,200    | FREE*  | X                   | X               | X     | X                    | 50% FREE  | 10% Discount        | Varies   |            |
| <b>AUSTIN</b> |             |            |        |                     |                 |       |                      |           |                     |          |            |
| Res           | \$20-30/100 | \$375      | FREE   | X                   | \$50            | \$100 | \$5,000              | X         | X                   | X        | X          |
| Com/MF        | X           | \$1,000    | FREE   | X                   | \$250           | \$500 | \$5,000              | \$100,000 | X                   | X        | X          |



ORDINANCE NO. 570

**AN ORDINANCE OF THE CITY OF KYLE, TEXAS, ADOPTING AND ENDORSING WATER CONSERVATION PLAN IN COMPLIANCE WITH THE TEXAS COMMISSION ON ENVIRONMENTAL QUALITY AND TEXAS WATER DEVELOPMENT BOARD RULES AND PROCEDURES; MAKING FINDINGS OF FACT; AND PROVIDING FOR RELATED MATTERS.**

**Whereas**, the City of Kyle (the "City") continues to experience rapid growth and development that greatly increases the demand for water services from the City's residents and water customers;

**Whereas**, in order to comply with the Texas Commission on Environmental Quality ("TCEQ") rules in Title 30 Texas Administrative Code Chapter 288 and the Texas Water Development Board's ("TWDB") rules in Title 30 Texas Administrative Code Section 363.15 and review the City's policies related to water conservation, the City must update its Water Conservation Plan;

**Whereas**, the City Manager has reviewed and made appropriate amendments to the City's Water Conservation Plan and the amended plan shall replace all previous Water Conservation Plans adopted by the City; and

**Whereas**, the Mayor and City Council have authorized the City Manager to implement certain water use management and water supply strategies and procedures to maintain and improve the City's efficiency in the use of its water resources;

**NOW, THEREFORE, BE IT ORDAINED BY THE CITY COUNCIL OF THE CITY OF KYLE, TEXAS, THAT:**

**Section 1. Findings.** The recitals are hereby found to be true and correct and are hereby adopted by the City Council and made a part hereof for all purposes as findings of fact.

**Section 2. Adoption and Endorsement.** The Mayor and City Council do hereby adopt and endorse the Water Conservation Plan, a copy of which is attached hereto marked "Exhibit A" and made part of this Ordinance as if copied verbatim herein. The adopted Water Conservation Plan hereby supersedes all previous Water Conservation Plans adopted by the City.

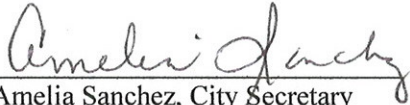
**Section 3. Effective Date.** This Ordinance shall take effect from and after the date of its passage as authorized by the Charter of the City of Kyle.

**Section 6. Open Meetings.** It is hereby officially found and determined that the meeting at which this Ordinance is passed was open to the public as required and that public notice of the time, place, and purpose of said meeting was given as required by the Open Meetings Act, Chapter 551, Local Government Code.


**PASSED AND APPROVED** on First Reading this 5th day of May, 2009

**FINALLY PASSED AND APPROVED** on this 19th day of May, 2009.

**ATTEST:**

  
Amelia Sanchez, City Secretary

**THE CITY OF KYLE, TEXAS**

  
Miguel Gonzalez, Mayor

|   |
|---|
| <p><b>CITY OF KYLE WATER CONSERVATION PLAN</b></p> <p><b>Municipal Water Use Plan</b></p> |
|---|

The City of Kyle has prepared this Water Conservation Plan as part of its on-going efforts to promote conservation and provide an adequate supply of high quality water to its residents. The City of Kyle has a service area of approximately 20.26 miles and a population of 28,521 at the time of this plan's adoption. The City of Kyle took into account its current use and its vast population growth in developing all of the City of Kyle's water conservation goals and strategies set forth in this plan.

## **I. WATER CONSERVATION GOALS**

### **Specific, Quantified 5 & 10-Year Targets**

1. Goals for Municipal Use in Gallons Per Capita Per Day and Water Loss Programs—5 Year Target

The City of Kyle's goal is to achieve a municipal use of 116 gallons per capita per day or less for the first five years beginning in the year 2009 and ending in 2014. The City's water loss goal is to achieve water loss of 7 gallons per capita per day or less for the first five years beginning in 2009 and ending in 2014. The City's water loss goals are to control water loss not to exceed 15% of unaccounted water per year from 2009 to 2014.

2. Goals for Municipal Use in Gallons Per Capita Per Day and Water Loss Programs—10 Year Target

The City of Kyle's goal is to achieve a municipal use of 114 gallons per capita per day or less over a ten year period beginning in the year 2009 and ending in 2019. The City's water loss goal is to achieve water loss of 6 gallons per capita per day or less for the first 10 years beginning in 2009 and ending in 2019. The City's water loss goals are to control water loss not to exceed 15% of unaccounted water per year from 2009 to 2019.

3. Method of Calculation

The City of Kyle calculated its municipal use goals by considering its population growth for the previous five years, from 2004 to 2008, its population projections over the five and ten year planning periods, the climate and conditions of the area, and by reviewing the City's historical municipal use for the previous five years, from the years 2004 through 2008. The City's unique situation as currently being the fifth fastest growing city in the State of Texas, as indicated by data

released by the United States Census Bureau in 2007, was a primary consideration in developing its municipal use goals. The United States Census Bureau indicates that the City's population increased from 5,314 in the year 2000 to 22,684 in the year 2006. In addition, the City's population estimates indicates the City's population for the year 2007 was approximately 24,364 and 25,303 in 2008. The City projects that its population in the year 2010 will reach 30,645 residents. The City also developed its municipal use goals while taking into consideration the Texas Water Development Board Water Conservation Implementation Task Force's statewide average municipal use goal of 140 gallons per capita per day.

The City developed its water loss goals by reviewing its water loss data for the previous three years, from 2006 to 2008. Both the City's municipal use and water loss goals and targets for the applicable period reflect the large-scale growth that the City is experiencing and is expected to experience over the next decade.

## **II. METHOD TO ACHIEVE WATER CONSERVATION GOALS**

### **1. Metering Devices**

The City of Kyle uses meters having an accuracy within plus or minus 5.0% in order to measure and account for the amount of water diverted from the source of supply. The City prohibits the use of mix use meters and compound meters are used for those businesses with high flows.

### **2. Universal Metering, Meter Testing and Repair, and Periodic Meter Replacement**

The City of Kyle currently has a program for universal metering of both customer and public uses of water, for meter testing and repair, and for periodic meter replacement. The City requires meters to be installed on all new connections within its service area and began a program of replacing existing meters in 2003. All meters replaced are required to be replaced with digital "real-time" meters in order to collect daily accurate readings of current connection water usage.

The City conducts testing either once a year on all master well meters and calibrates these master meters according to the Fluid Meter Services. The City utilizes master meters to measure and account for the amount of water diverted from the source of supply. The City will replace meters on a rotational basis every 12 years. The City also works with Johnson Controls, Inc. to test and replace meters within its service area. The City replaces meters if faulty, and detects

misreading or faulty meters through its customer billings each month.

### 3. **Unaccounted-For Water Use**

The City of Kyle utilizes measures to determine and control unaccounted-for uses of water, including periodic visual inspections along distribution lines and annual water system audits. The City's programs for leak detection and repair, discussed in Section 9 below, allows the City to identify and resolve unaccounted-for uses of water.

### 4. **Continuing Public Education & Information**

The City of Kyle maintains an ongoing program of public education and information. The City disseminates materials throughout each fiscal year in the form of fliers and handouts and also provides a water conservation flier on its website at <http://www.cityofkyle.com/documents/WaterConsFlier.pdf>. The City mailed out the 2007 Annual Drinking Water Quality Report and purchased materials from the Texas Water Development Board's ("TWDB") Major Rivers program for the water education program in local elementary schools. The City also distributes educational materials through press releases and on its website and [www.cityofkyle.com](http://www.cityofkyle.com).

The City will continue to distribute water conservation materials at various public events and place conservation information in customer monthly bills and in the City's publication, *The Kyle Quarterly*. The City makes its water conservation flier and other documents available at Kyle City Hall and the Kyle Chamber of Commerce building.

### 5. **Non-Promotional Water Rate Structure**

The City of Kyle utilizes a rate structure that promotes conservation through a graduated schedule of fees that escalate as consumption increases. The City's rate structure for users inside the City, in effect as of the date of this Water Conservation Plan, is as follows:

| <u>Gallons</u>   | <u>Price Per 1,000 gallons</u> |
|------------------|--------------------------------|
| 0 to 4,000       | \$2.08                         |
| 4,001 to 8,000   | \$2.60                         |
| 8,001 to 12,000  | \$3.12                         |
| 12,001 to 16,000 | \$3.64                         |
| 16,001 to 20,000 | \$4.16                         |
| 20,001 to 30,000 | \$4.68                         |

|                  |        |
|------------------|--------|
| 30,001 to 50,000 | \$5.20 |
| 50,001 and up    | \$6.24 |

#### **6. Reservoir Systems Operations Plan**

The City of Kyle receives only treated water from the Guadalupe-Blanco River Authority (“GBRA”). GBRA is responsible for the operation of the reservoir system and coordinates its operations plan with its water customers. The City does not own a reservoir within its service area.

#### **7. Enforcement Procedure & Plan Adoption**

The City of Kyle’s ordinance adopting this plan is attached to this plan as “Appendix B.” Because the City has formally adopted this plan through its ordinance-making authority, the City will implement and enforce this plan by means of existing mechanisms and control over City regulatory programs.

#### **8. Coordination with the Regional Water Planning Group(s)**

The City of Kyle’s service area is located within the Region L – South Central Texas Regional Water Planning Group and the City has provided a copy of this plan to Region L – South Central Regional Water Planning Group. A copy of the letter sent to Region L Regional Water Planning Group is attached to this plan as “Appendix C.”

#### **9. Program for Leak Detection, Repair, and Water Loss Accounting**

The City of Kyle maintains a program of leak detection, repair, and water loss accounting for the water transmission, delivery, and distribution system in order to control unaccounted-for uses of water. The City has contracted with SAMCO to perform acoustic leak detection surveying on the City’s water distribution piping and all accessible active, visible, and future service connections, fire hydrants, and distribution valves located in the City’s water distribution system. During these surveys the City’s contractor acoustically inspects all check valves at well sites and adjoining water system interconnect valves for reverse flow and ensure that valves are in proper working condition. The contractor collects and identifies all leaks and water loss locations with Trimble Sub-meter solutions and the data is documented. In addition, the contractor walks along the City’s water system to visually check for potential water loss areas. The contractor also tests all water that is identified on the ground or in close proximity of the water system for the existence of chlorine and leaks. The City also routinely inspects for any water loss areas or leaks throughout each calendar year. All data generated through this survey is documented and presented in a report to the City. The City is currently in the process of purchasing the equipment

to carry out its leak detection program.

The City also conducts ongoing leak detection activities relying on the City's staff to visually inspect the water system and the City provides a local telephone number to citizens to report a leak. The City makes every effort to inform a citizen when a leak has been detected on the customer's side of the meter.

The City of Kyle annually performs pre-screening system water audits that includes determining metered sales and other system verifiable use while also determining the total supply placed into the system and pumped out of the system. The purpose of the pre-screening audit is to determine whether Kyle achieves 15% or less water loss from its system.

#### **10. Record Management System**

The City of Kyle maintains a record management system to record water pumped, water deliveries, water sales, and water losses that allows for the desegregation of water sales and uses into user classes. The four user classes for the City of Kyle's record management system are residential, commercial, public and institutional, and industrial.

#### **11. Wholesale Water Supply Contracts**

The City of Kyle will require a statement in each wholesale water supply contract entered, renewed, or extended after the effective date of this plan that each successive wholesale customer develop and implement a water conservation plan or water conservation measures in accordance with Title 30 Texas Administrative Code Chapter 288.

#### **12. Additional Water Conservation Strategies**

The City of Kyle utilizes the following additional water conservation strategies:

##### **A. Conservation-Oriented Rate Structure**

The City of Kyle utilizes a conservation-oriented rate structure to promote conservation through a graduated schedule of fees that escalate as consumption increases. The City's conservation-oriented rate structure for users inside the City, in effect as of the date of this Water Conservation Plan, is as follows:

| <u>Gallons</u> | <u>Price Per 1,000 gallons</u> |
|----------------|--------------------------------|
| 0 to 4,000     | \$2.08                         |
| 4,001 to 8,000 | \$2.60                         |

|                  |        |
|------------------|--------|
| 8,001 to 12,000  | \$3.12 |
| 12,001 to 16,000 | \$3.64 |
| 16,001 to 20,000 | \$4.16 |
| 20,001 to 30,000 | \$4.68 |
| 30,001 to 50,000 | \$5.20 |
| 50,001 and up    | \$6.24 |

**B. Adoption of Plumbing Code**

The City of Kyle adopted the 2000 International Plumbing Code and all new construction or renovations in the City must comply with the water conserving fixtures as set forth in the 2000 International Plumbing Code.

**C. Program for Replacement or Retrofit of Water-Conserving Plumbing Fixtures in Existing Structures**

The City of Kyle promotes and encourages the use of water-saving plumbing fixtures in existing homes. The City promotes water saving plumbing devices in existing homes by informational mail outs and/or distribution of water saving devices.

**D. Reuse of Wastewater and/or Graywater**

The City will continue to deliver reclaimed wastewater to the Plum Creek Golf Course, which is the golf course within the largest established neighborhood within the City's service area. In 2008 the reuse of wastewater at the Plum Creek Golf Course amounted to 104,373,000 gallons of water.

**E. Program and/or Ordinance for Landscape Water Management**

The City of Kyle requires permits for the installation of irrigation systems and also utilizes a five-day water schedule. Landscape watering is prohibited between the hours of 10:00 a.m. and 8:00 p.m.

**F. Method for Monitoring the Effectiveness and Efficiency of the Plan**

The City of Kyle will document the above methodologies that will be utilized to achieve its five and ten year target goals. Meter calibration, testing, and replacement will be documented and kept



in the Public Works Department files. Prescreening audits and full scale water audits will be documented and kept in the Public Works Department files. In addition, records will be maintained for the City's leak detection program and for its SCADA system. The City will continue to track its annual water use by taking daily readings and recording its water use data for all water sources. The City will annually evaluate its progress towards meeting the goals set forth in this plan through the preparation of its Implementation Report submitted to the Texas Water Development Board. The City will annually review the data compiled in accordance with this plan and will assess its progress toward meeting its water use and water loss goals.

# **APPENDIX A**

## **Definitions of Commonly Used Terms**

**Conservation** = Those practices, techniques, and technologies that reduce the consumption of water, reduce the loss or waste of water, improve the efficiency in the use of water, or increase the recycling and reuse of water so that a water supply is made available for future or alternative uses.

**Industrial use** = The use of water in processes designed to convert materials of a lower order of value into forms having greater usability and commercial value, commercial fish production, and the development of power by means other than hydroelectric, but does not include agricultural use.

**Irrigation** = The agricultural use of water for the irrigation of crops, trees, and pastureland, including, but not limited to, golf courses and parks which do not receive water through a municipal distribution system.

**Municipal per capita water use** = The sum total of water diverted into a water supply system for residential, commercial, and public and institutional uses divided by actual population served.

**Municipal use** = The use of potable water within or outside a municipality and its environs whether supplied by a person, privately owned utility, political subdivision, or other entity as well as the use of sewage effluent for certain purposes, including the use of treated water for domestic purposes, fighting fires, sprinkling streets, flushing sewers and drains, watering parks and parkways, and recreational purposes, including public and private swimming pools, the use of potable water in industrial and commercial enterprises supplied by a municipal distribution system without special construction to meet its demands, and for the watering of lawns and family gardens.

**Municipal use in gallons per capita per day** = The total average daily amount of water diverted or pumped for treatment for potable use by a public water supply system. The calculation is made by dividing the water diverted or pumped for treatment for potable use by population served. Indirect reuse volumes shall be credited against total diversion volumes for the purpose of calculating gallons per capita per day for targets and goals.

**Pollution** = The alteration of the physical, thermal, chemical, or biological quality of, or the contamination of, any water in the state that renders the water harmful, detrimental, or injurious to humans, animal life, vegetation, or property, or to the public health, safety, or welfare, or impairs the usefulness or the public enjoyment of the water for any lawful or reasonable purpose.

**Public water supplier** = An individual or entity that supplies water to the public for human consumption.

**Regional water planning group** = A group established by the Texas Water

Development Board to prepare a regional water plan under Texas Water Code, ' 16.053.

**Retail public water supplier** = An individual or entity that for compensation supplies water to the public for human consumption. The term does not include an individual or entity that supplies water to itself or its employees or tenants when that water is not resold to or used by others.

**Reuse** = The authorized use for one or more beneficial purposes of use of water that remains unconsumed after the water is used for the original purpose of use and before that water is either disposed of or discharged or otherwise allowed to flow into a watercourse, lake, or other body of state-owned water.

**Water conservation plan** = A strategy or combination of strategies for reducing the volume of water withdrawn from a water supply source, for reducing the loss or waste of water, for maintaining or improving the efficiency in the use of water, for increasing the recycling and reuse of water, and for preventing the pollution of water. A water conservation plan may be a separate document identified as such or may be contained within another water management document(s).

**Water loss** = The difference between water diverted or treated and water delivered (sold). Water loss can result from:

1. inaccurate or incomplete record keeping;
2. meter error;
3. unmetered uses such as firefighting, line flushing, and water for public buildings and water treatment plants;
4. leaks; and
5. water theft and unauthorized use.

**Wholesale public water supplier** = An individual or entity that for compensation supplies water to another for resale to the public for human consumption. The term does not include an individual or entity that supplies water to itself or its employees or tenants as an incident of that employee service or tenancy when that water is not resold to or used by others, or an individual or entity that conveys water to another individual or entity, but does not own the right to the water which is conveyed, whether or not for a delivery fee.

# **APPENDIX B**

# APPENDIX C

**ORDINANCE NO. \_\_\_\_\_**

**AN ORDINANCE OF THE CITY OF KYLE, TEXAS, ADOPTING AND ENDORSING AN UPDATE TO THE EXISTING WATER CONSERVATION PLAN IN COMPLIANCE WITH THE TEXAS COMMISSION ON ENVIRONMENTAL QUALITY AND TEXAS WATER DEVELOPMENT BOARD RULES AND PROCEDURES; MAKING FINDINGS OF FACT; AND PROVIDING FOR RELATED MATTERS**

**Whereas**, the City of Kyle (the “City”) continues to experience rapid growth and development that greatly increases the demand for water services from the City’s residents and water customers;

**Whereas**, in order to comply with the Texas Commission on Environmental Quality (“TCEQ”) rules in Title 30 Texas Administrative Code chapter 288 and the Texas Water Development Board’s (“TWDB”) rules in title 30 Texas Administrative Code Section 363.15 and review the City’s policies related to water conservation, the City must update its Water Conservation Plan; and

**Whereas**, the City Manager has reviewed and made appropriate amendments to the City’s Water Conservation Plan and the amended plan shall replace all previous Water Conservation Plans adopted by the City; and

**Whereas**, The Mayor and City Council have authorized the City Manager to implement certain water use management and water supply strategies and procedures to maintain and improve the City’s efficiency in the use of its water resources;

**NOW, THEREFORE, BE IT ORDAINED BY THE CITY COUNCIL OF THE CITY OF KYLE, TEXAS, THAT:**

**Section 1. Findings.** The foregoing recitals are hereby found to be true and correct and are hereby adopted by the City Council and made a part hereof for all purposes as findings of fact.

**Section 2. Adoption and Endorsement.** The Mayor and City Council do hereby adopt and endorse the updated Water Conservation Plan, a copy of which is marked “Exhibit A” and made part of this Ordinance as if copied verbatim herein. The adopted Water Conservation Plan hereby supersedes all previous Water Conservation Plans adopted by the City.

**Section 3. Effective Date.** This Ordinance shall take effect from and after the date of its passage as authorized by the Charter of the City of Kyle.

**Section 4. Open Meetings.** That it is hereby officially found and determined that the meeting at which this ordinance is passed was open to the public as required and that public notice of the time, place, and purpose of said meeting was given as required by the Open Meetings Act, Chapt. 551, Loc. Gov’t. Code.

**PASSED AND APPROVED on First Reading this \_\_\_ day of \_\_\_\_\_, 2012.**

**FINALLY PASSED AND APPROVED on this \_\_\_ day of \_\_\_\_\_, 2012.**

**ATTEST:**

**THE CITY OF KYLE, TEXAS**

\_\_\_\_\_  
Amelia Sanchez, City Secretary

\_\_\_\_\_  
Lucy Johnson, Mayor





# CITY OF KYLE, TEXAS

## Generator Service

**Meeting Date:**  
**11/20/2012**  
**Date time: 7:00 PM**

**Subject/Recommendation:** Authorize award and execution of a Purchase Order to ALLEGIANCE POWER SYSTEMS INC., of Lago Vista, Texas in an amount not to exceed \$4,000 to provide generator maintenance services for specified city facilities ~ *Kerry Urbanowicz, Director of Parks and Recreation*

**Other Information:** Based on the scoring matrix that was published in the RFP that weighed scheduled quarterly service visits, labor and parts for repairs not included in the scope of the service visits and based on the references from similar governmental entities, staff recommends the proposal submitted by Allegiance Power Systems Inc from Lago Vista, Texas, be accepted to process a purchase order to begin services. This proposal is for 5 years with Purchase Orders being authorized each fiscal year.

**Budget Information:** A Fiscal Note is attached.

---

Viewing Attachments Requires Adobe Acrobat. [Click here](#) to download.

**Attachments / click to download**

- [Generator Service Proposals Received](#)
  - [Memo recommending Allegiance](#)
  - [Fiscal Note - Generator Maintenance](#)
-

# Generator Maintenance Service

| Company          | Annual Cost FY-2013 |         |       | Future Cost (4 Years Out) |         |       | References | Site Visit | Score |
|------------------|---------------------|---------|-------|---------------------------|---------|-------|------------|------------|-------|
|                  | Service             | Repairs |       | Service                   | Repairs |       |            |            |       |
|                  |                     | Hourly  | Parts |                           | Hourly  | Parts |            |            |       |
| <i>Max Score</i> | 20                  | 10      | 10    | 20                        | 10      | 10    | 20         | 15         | 100   |

| Allegiance Power Systems, Inc | Proposed  |          |     |           |          |     |        |     |    |  |
|-------------------------------|-----------|----------|-----|-----------|----------|-----|--------|-----|----|--|
| Lago Vista, Texas             | \$ 190.00 | \$ 80.00 | 15% | \$ 190.00 | \$ 80.00 | 15% | 2 of 3 | Yes |    |  |
|                               | 16        | 10       | 10  | 12        | 5        | 5   | 14     | 15  | 87 |  |

| Fleet Maintenance of Texas | Proposed  |          |     |           |          |     |        |     |    |  |
|----------------------------|-----------|----------|-----|-----------|----------|-----|--------|-----|----|--|
| Austin, Texas              | \$ 171.75 | \$ 85.00 | 20% | \$ 171.75 | \$ 85.00 | 20% | 2 of 3 | Yes |    |  |
|                            | 20        | 8        | 6   | 15        | 4        | 2   | 14     | 15  | 84 |  |

| Clifford Power Systems, Inc | Proposed  |          |     |           |          |     |    |    |    |  |
|-----------------------------|-----------|----------|-----|-----------|----------|-----|----|----|----|--|
| Austin, Texas               | \$ 218.75 | \$ 94.50 | 20% | \$ 218.75 | \$ 94.50 | 20% | NA | No |    |  |
|                             | 12        | 6        | 6   | 9         | 1        | 2   |    | 0  | 36 |  |

| KenTech Power Inc  | Proposed   |          |     |            |          |     |    |     |      |  |
|--------------------|------------|----------|-----|------------|----------|-----|----|-----|------|--|
| San Antonio, Texas | \$ 278.75* | \$ 95.00 | 30% | \$ 287.50* | \$ 95.00 | 30% | NA | Yes |      |  |
|                    | 8          | 3        | 2   | 6          | 2.5      | 1   |    | 15  | 37.5 |  |

*\*average*

*\*average*

| Gen Tech Inc        | Proposed  |          |     |           |          |     |    |     |      |  |
|---------------------|-----------|----------|-----|-----------|----------|-----|----|-----|------|--|
| Marble Falls, Texas | \$ 475.00 | \$ 95.00 | 20% | \$ 475.00 | \$ 95.00 | 20% | NA | Yes |      |  |
|                     | 4         | 3        | 6   | 3         | 2.5      | 2   |    | 15  | 35.5 |  |



## *Parks and Recreation*

### Memorandum

**To:** Lanny Lambert – City Manager  
**From:** Kerry Urbanowicz – Director of Parks, Recreation and Facilities  
**Date:** October 25, 2012  
**Re:** Generator Service RFP Recommendation

---

Lanny –

As part of the Facilities Division of the Parks Department, we were tasked to seek proposals and obtain services to maintain and service two back-up power generators the city owns. One of the generators is diesel power and located at the Police Dispatch Complex located at 300 W. Center Street and the other is a natural gas generator located at the city-owned Fire Station #2 on Bunton Creek Rd.

On September 18, 2012, I published the Request For Proposal on the City's website. Before the RFP deadline of October 19, 2012, we received 5 proposals. Given the service item, we consider this a big response.

On October 4, 2012, we scheduled an on-site visit for prospective companies to come out and see the generators, the current condition, location and service history. We had 4 of these 5 companies send a representative and participate in this visit.

On October 23, 2012, Michael Sony and Andy Alejandro joined me to open and review the proposals. The proposal included a scoring matrix that weighed the cost of each quarterly service visit, cost per hour for service and repairs outside the scope of work included in each service visit and the percentage over cost for parts needed for repairs. The scoring also included costs for the next four years, giving the City of Kyle a service agreement for a total of 5 years.


While applying the scores to the proposals, it was clear to us that two companies set themselves ahead of the others, Allegiance Power Systems and Fleet Maintenance. Michael was tasked to contact the references listed on the proposals. Each proposal was to include 3 current references that were governmental or large commercial clients. Allegiance's references were the City of Austin Building Services Department, The City of Austin Fire Department and the Central Texas Regional Mobility Authority (The Toll Road Co.). Fleet Maintenance's references included Apple Computer, KLBK Radio Station and Westlake Medical Center. After calling all listed references, he was able to reach the City of Austin's Building Services Department and Central Texas Regional Mobility Authority for Allegiance and Apple Computers and KLBK Radio Station for Fleet Maintenance. All references were very good.

After all things considered, Allegiance's service calls are \$18.25 more per generator per scheduled service call than Fleet Maintenance. However, their hourly labor rate is 5% lower

and their parts are 5% lower than Fleet Maintenance. The labor and parts difference is what caused the scoring to go in favor of Allegiance Power.

Based on the scoring matrix that was published in the RFP that weighed scheduled quarterly service visits, labor and parts for repairs not included in the scope of the service visits and based on the references from similar governmental entities, staff recommends the proposal submitted by Allegiance Power Systems Inc from Lago Vista, Texas, be accepted to process a purchase order to begin services.

Thank you,

A handwritten signature in black ink, appearing to read "Kerry B. Urbanowicz". The signature is fluid and cursive, with a large initial "K" and a long, sweeping underline.

Kerry B Urbanowicz – Director

City Of Kyle-Parks and Recreation Department

City of Kyle, Texas  
FISCAL NOTE

DATE OF COUNCIL CONSIDERATION: November 20, 2012  
 CONTACT CITY DEPARTMENT: Parks & Recreation  
 CONTACT CITY STAFF: Kerry Urbanowicz, Director

SUBJECT: Authorize award and execution of a Purchase Order to ALLEGIANCE POWER SYSTEMS, INC., of Lago Vista, Texas, in an amount not to exceed \$4,000.00 to provide generator maintenance services for specified city facilities.

CURRENT YEAR FISCAL IMPACT:

This Purchase Order to ALLEGIANCE POWER SYSTEMS, INC., will require expenditure of funds from the FY 2012-13 approved budget of the Parks and Recreation Department as follows:

- |                               |   |
|-------------------------------|---|
| 1. City Department:           | Parks & Recreation                        |
| 2. Project Name:              | Generator Maintenance Services            |
| 3. Budget/Accounting Code(s): | 110-256-53155<br>110-156-53155            |
| 4. Funding Source:            | FY 2012-13 Approved Budget (General Fund) |
| 5. Current Appropriation:     | \$ 4,000.00                               |
| 6. Unencumbered Balance:      | \$ 4,000.00                               |
| 7. Amount of This Action:     | <u>\$( 4,000.00)</u>                      |
| 8. Remaining Balance:         | <u>\$ 0.00</u>                            |

FUNDING SOURCE OF THIS ACTION:

The funding source for this generator maintenance services contract in the amount of \$4,000.00 will be provided from the Approved FY 2012-13 Budget of the City's Parks and Recreation Department (General Fund).

ADDITIONAL INFORMATION/COUNCIL ACTION:

N/A.



# CITY OF KYLE, TEXAS

## Executive Session-Convene-Purchase of real property (Hays County Bldg)

**Meeting Date:**  
**11/20/2012**  
**Date time: 7:00 PM**

**Subject/Recommendation:** Convene Into Executive Session pursuant to Section 551.072, Tex. Government Code, to discuss the purchase, exchange, lease or value of real property located in the Original Town of Kyle

**Other Information:**

**Budget Information:**

---

Viewing Attachments Requires Adobe Acrobat. [Click here](#) to download.

Attachments / click to download

---



# CITY OF KYLE, TEXAS

## Executive Session - Convene/Personnel

**Meeting Date:**  
**11/20/2012**  
**Date time: 7:00 PM**

**Subject/Recommendation:** Convene into Executive Session pursuant to Tex. Gov't. Code, § 551.074 to deliberate the evaluation, performance and employment of the City Manager

**Other Information:** Placed on the agenda at the request of Mayor Johnson; This agenda item is for general briefing, discussion, and/or update on the qualifying item(s) as described.

**Budget Information:** This agenda item has no direct budgetary impact.

---

Viewing Attachments Requires Adobe Acrobat. [Click here](#) to download.

Attachments / click to download

---



# CITY OF KYLE, TEXAS

## Executive Session-Reconvene- Purchase of Real Property (Hays County Bldg)

**Meeting Date:**  
**11/20/2012**  
**Date time: 7:00 PM**

**Subject/Recommendation:** Reconvene Into Public Session and take action as appropriate in the Council's discretion regarding the purchase, exchange, lease or value of real property located in the Original Town of Kyle

**Other Information:**

**Budget Information:**

---

Viewing Attachments Requires Adobe Acrobat. [Click here](#) to download.

Attachments / click to download

---





# CITY OF KYLE, TEXAS

## Executive Session - Reconvene/Personnel

**Meeting Date:**  
**11/20/2012**  
**Date time: 7:00 PM**

**Subject/Recommendation:** Reconvene into Public Session and take action as appropriate regarding the evaluation, performance and employment of the City Manager

**Other Information:** This item is to allow for possible action as stated.

**Budget Information:** This agenda item has no direct budgetary impact.

---

Viewing Attachments Requires Adobe Acrobat. [Click here](#) to download.

Attachments / click to download

---



# CITY OF KYLE, TEXAS

## Budget Amendment for Bunton Creek Road Repairs

**Meeting Date:**  
**11/20/2012**  
**Date time: 7:00 PM**

**Subject/Recommendation:** *(First Reading)* AN ORDINANCE OF THE CITY OF KYLE, TEXAS, AMENDING ORDINANCE NO. 708 ADOPTED ON SEPTEMBER 5, 2012 MAKING APPROPRIATIONS FOR THE SUPPORT OF THE CITY FOR FISCAL YEAR BEGINNING OCTOBER 1, 2012 AND ENDING SEPTEMBER 30, 2013; BY INCREASING THE AMOUNT OF APPROPRIATIONS FOR THE PUBLIC WORKS DEPARTMENT BY APPROPRIATING \$20,000.00 FROM THE FUND BALANCE OF THE CITY'S GENERAL FUND TO PROVIDE FUNDING FOR THE PAYMENT OF EXPENDITURES FOR BUNTON CREEK ROAD REPAIRS AS AUTHORIZED BY CITY COUNCIL ON NOVEMBER 7, 2012.  
~ Perwez A. Moheet, CPA, Director of Finance

**Other Information:** On November 7, 2012, the City Council authorized the City Manager to execute an Interlocal Agreement between Hays County and the City of Kyle for roadway repair and maintenance of Bunton Creek Road and the application of Fund Balance from the City's General Fund in an amount not to exceed \$20,000.00 for the repairs.

**Budget Information:** A Fiscal Note is attached.

---

Viewing Attachments Requires Adobe Acrobat. [Click here](#) to download.

**Attachments / click to download**

- [Ordinance for Budget Amendment](#)
- [Council Authorization & Interlocal Agreement](#)
- [Fiscal Note - Budget Amendment for Bunton Creek Road Repairs 11-20-2012](#)

**ORDINANCE NO. \_\_\_\_\_**

**AN ORDINANCE OF THE CITY OF KYLE, TEXAS, AMENDING ORDINANCE NO. 708 ADOPTED ON SEPTEMBER 5, 2012 MAKING APPROPRIATIONS FOR THE SUPPORT OF THE CITY FOR FISCAL YEAR BEGINNING OCTOBER 1, 2012 AND ENDING SEPTEMBER 30, 2013; BY INCREASING THE AMOUNT OF APPROPRIATIONS FOR THE PUBLIC WORKS DEPARTMENT BY APPROPRIATING \$20,000.00 FROM THE FUND BALANCE OF THE CITY'S GENERAL FUND TO PROVIDE FUNDING FOR THE PAYMENT OF EXPENDITURES FOR BUNTON CREEK ROAD REPAIRS AS AUTHORIZED BY CITY COUNCIL ON NOVEMBER 7, 2012.**

BE IT ORDAINED BY THE CITY COUNCIL OF THE CITY OF KYLE:

**Section 1.0 Amendment to Current Budget.** That the appropriations for the Fiscal Year beginning October 1, 2012 and ending September 30, 2013, for the support of the general government of the City of Kyle, Texas, be amended for said term by increasing the amount of appropriations for the Public works Department (Street Maintenance) from the Fund Balance of the City's General Fund to provide adequate funding for the payment of expenditures for the Bunton Creek Road repairs as authorized by City Council on November 7, 2012.

**Section 2.0 Approval of Amendment.** That the amendment, as shown in words and figures above, is hereby approved in all aspects and adopted as an amendment to the City budget for the Fiscal Year beginning October 1, 2012 and ending September 30, 2013.

**Section 3.0 Conflict.** All Ordinances or parts of Ordinances in conflict herewith are hereby repealed.

**Section 4.0 Open Meetings.** That it is hereby officially found and determined that the meeting at which this Ordinance is passed was open to the public as required and that public notice of the time, place, and purpose of said meeting was given as required by the Open Meetings Act, Ch. 551, LGC.

**Section 5.0 Effective Date.** This Ordinance shall be in full force and effect from and after the date of its final passage and adoption in accordance with the provisions of applicable state law and the City Charter.

**PASSED AND APPROVED on First Reading this \_\_\_\_\_ day of \_\_\_\_\_, 2012.**

**FINALLY PASSED AND APPROVED on this the \_\_\_\_\_ day of \_\_\_\_\_, 2012.**

**THE CITY OF KYLE, TEXAS**

\_\_\_\_\_  
Lucy Johnson, Mayor

**ATTEST:**

\_\_\_\_\_  
Amelia Sanchez, City Secretary



# CITY OF KYLE, TEXAS

## Interlocal Agreement for Roadway Repair and Maintenance

Meeting Date: 11/7/2012  
Date time: 7:00 PM

**Subject/Recommendation:** Consideration and Possible Action to Authorize the City Manager to Execute an Interlocal Agreement between Hays County and the City of Kyle for Roadway Repair and Maintenance of Bunton Creek Road ~  
*Lanny Lambert, City Manager*

**Other Information:**

**Budget Information:**

---

Item # 18

Viewing Attachments Requires Adobe Acrobat. [Click here to download.](#)

**Attachments / click to download**

[Hays County Interlocal Agreement](#)

[Public Works Preliminary Goforth Road Construction Estimates](#)

---

Cover Memo

Item # 21

**INTERLOCAL AGREEMENT FOR  
ROADWAY REPAIR AND MAINTENANCE OF BUNTON CREEK LANE**

This Interlocal Agreement for Roadway Repair and Maintenance of Bunton Creek Lane (“Agreement”) is hereby entered into by and between the City of Kyle, Texas, a Home Rule municipality, hereinafter referred to as the “City,” and the County of Hays, a political subdivision of the State of Texas, hereinafter referred to as the “County”.

**ARTICLE I.  
RECITALS**

**WHEREAS**, County and City desire to provide safe and well maintained roads, streets, alleys and rights-of-way for the use and benefit of the public and future generations; and

**WHEREAS**, the County and the City desire to cooperate in the maintenance and repair of certain roads, streets, alleys and rights-of-way within the County and City; and

**WHEREAS**, the County and the City desire to allocate by mutual agreement the responsibilities for governmental functions and services which are or may become necessary in providing safe and well maintained roads, streets, alleys and rights-of-way that are of consistent quality of pavement along the whole length of roads that are part of the County or City Road System, even those County Roads that lie within the City limits (See Texas Attorney General Opinions WW-1401, H-1018 and H-1019); and

**WHEREAS**, the Interlocal Cooperation Act (Chapter 791, Texas Government Code) (the “Act”) empowers the Parties to contract with each other in the performance of governmental functions; and

**WHEREAS**, road and street maintenance are governmental functions within the meaning of the Act; and

**WHEREAS**, the City and the County are “local governments” within the meaning of the Act; and

**WHEREAS**, the City and the County each itself has the authority under Texas law to perform such road and street maintenance, as required by the Act; and

**WHEREAS**, specifically section 791.032 permits, with the approval of the governing body of a municipality, a county to enter into an interlocal contract with the municipality to finance the construction, improvement, maintenance, or repair of streets or alleys in the municipality; and

**WHEREAS**, section 251.012 of the Texas Transportation Code expressly allows a commissioners court of a county to spend county money to finance the construction, improvement, maintenance or repair of a street or alley; and further subsection (b)(3) permits that the county work may be done or financed by the county as an independent contractor with the municipality; and

**WHEREAS**, Hays County already maintains a portion of Bunton Creek Lane and is better equipped to provide maintenance of the portion of Bunton Creek Lane that lies within the corporate limits of the City;

**NOW THEREFORE**, in consideration of the mutual covenants and agreements contained herein, as well as other good and valuable consideration, the receipt and sufficiency of which is hereby acknowledged, both the City and the County agree as follows:

**ARTICLE II.  
MAINTENANCE SERVICES**

**2.1 Definition.**

The “Maintenance Services” to be provided by the County to the City hereunder are services, including, the maintenance and repair of asphalt and pavement of the streets and roads and corresponding maintenance and repair to the subsurface and surface of roads and streets as designated herein, as appropriate to Hays County and as specifically agreed by and between the City and the County, namely, those services specified herein.

**2.2 Term.**

a. Unless terminated as provided herein, the Initial Term of this Agreement will commence on the date of execution by the last party to sign the Agreement (hereinafter the “Effective Date”). The Initial Term shall be for one (1) year, commensurate with the fiscal year of the City. In the event that the City and County execute this Agreement after the beginning of the City’s fiscal year, the Initial Term shall be from the Effective Date until the end of the City’s fiscal year.

b. This Agreement shall automatically renew for succeeding one-year Renewal Terms, commensurate with the City’s corresponding fiscal year, unless terminated by either party as provided for in Article IV.

**2.3 Current Funds.**

Funding from each party for the performance of this Agreement will be provided from current revenues available to the parties. Further, the City assures the County that funds are available (and, unless written notice is otherwise provided by the City, will continue to be available) to reimburse the County, as the City is obligated to do under the terms of this Agreement. After written notice from the City that no City funds are available or if this Agreement is terminated in a budget year, the City shall not be obligated to reimburse the County for the cost of any labor or materials related to any maintenance or repair of any County Road or City Road incurred by the County after its receipt of the written notice from the City, unless the project was already undertaken at the time of the written notice.

**2.4 Maintenance Services on Bunton Creek Lane.**

- a. The Parties agree that the City’s portion of Bunton Creek Lane that lies east of IH-35 and continues up to the start of County maintenance, which approximately corresponds with the corporate limits of the City, is integral to the County Road System. Said portion of Bunton Creek Lane is more specifically depicted in Exhibit “A”, which is attached and incorporated by reference. Regarding that portion of Bunton Creek Lane (hereinafter “the Maintenance Project”), the Parties agree as follows:
  1. County shall be responsible for providing the labor and equipment required for maintenance and repair of the Maintenance Project.
  2. City agrees to pay for all actual material costs related to the maintenance and repairs of the

Maintenance Project.

3. City may request the maintenance and repair of the Maintenance Project, but County shall, with or without a request by City, (i) monitor the need for maintenance and repair, (ii) provide 30 days prior written notice to City of maintenance and repair that County intends to perform on the Maintenance Project, and (iii) unless City objects to the maintenance and repair within ten (10) days of receiving notice under this Section, maintain and repair the Maintenance Project in a similar fashion and to a similar quality as is customarily performed on other county roads within Hays County.
4. If City desires that the Maintenance Project be maintained, repaired, or upgraded to a higher quality or higher standard than is customarily performed by County on other county roads within Hays County, City may, at no expense to County, contract with a third party for the maintenance, repair, and/or upgrade of the Maintenance Project. In the alternative, the City may request the County to perform the maintenance, repair, and/or upgrade of the Maintenance Project to the specifications desired by City, if County has the resources available to perform to those specifications.
5. If City requests that County perform the maintenance, repair, and/or upgrade of the Maintenance Project under subsection 2.4(a)4 of this Agreement, County shall provide an estimate and estimated start date to City for the proposed work, and the parties shall follow the procedures set forth in Section 2.4(b), below. County's estimate under this section shall account for the cost of materials it would take to maintain, repair, and/or upgrade the Maintenance Project to the county standard, plus the reasonable cost of materials, labor, and equipment it would take to maintain, repair, and/or upgrade the Maintenance Project to a higher quality or higher standard than is customarily performed by County on other county roads within Hays County.
  - b. The Parties agree that the following procedures shall be used in the event that the City requests upgrades to the Maintenance Project under Section 2.4(a)4, above:
    1. City shall, within thirty (30) days' receipt of a written estimate from County, request that County (i) perform the maintenance, repair, and/or upgrade of the Maintenance Project as estimated by County, or (ii) inform the County that the City desires to wait until a later date upon which the County can provide City with a new estimate and available start date for upgrade if the Maintenance Project. City may, at any time, contract with a third party for the maintenance, repair and/or upgrade of any City Road.
    2. If City requests that County perform maintenance, repairs, and/or upgrades under subsection 2.4(a).4, above, County shall commence performance of the maintenance, repair, and/or upgrade within ten (10) days of the estimated start date cited in subsection 2.4(a).5, above. If City waits for a period longer than thirty (30) days to respond to County's written estimate, the written estimate provided by County shall be considered expired and void unless otherwise indicated or extended in writing by County.

**ARTICLE III.  
PAYMENT**

3.1 Payment.

All invoices related to Maintenance Services for County Roads and City Roads shall be provided by County on a monthly basis for all costs that are the obligation of the City of under this Agreement. The City shall pay said invoices no later than thirty (30) days after receipt. Total payments of municipal funds under this Agreement shall not exceed \$20,000 in any given fiscal year.

**ARTICLE IV.  
TERMINATION**

4.1 Termination.

This Agreement may be terminated by either party, for any reason whatsoever, by providing sixty (60) days' written notice to the non-terminating party. If, upon providing or receiving notice of termination under this Section, County has begun performance of Maintenance Services or upgrade of the Maintenance Project under this Agreement, County shall complete the work on that specific roadway, and City shall pay, as may be required by the terms of this Agreement, for the completion of work on that specific roadway before either party is released from the terms and obligations of this Agreement.

**ARTICLE V.  
MISCELLANEOUS**

5.1. Notice.

Any notice required or permitted to be given by either party under the terms of this Agreement shall be deemed given, whether or not received, three (3) days after it is deposited in the United States mail, postage prepaid, certified mail with return receipt requested, to the address for notice set forth below, or the last address for notice which the sender has for the recipient at the time the notice is sent, with a copy sent on the same day by facsimile, or on the date the notice is delivered if hand delivered, with a written acknowledgment of receipt obtained.

Addresses for notice are as follows, unless expressly changed by the parties in writing:

- a. Notices sent pursuant to this Agreement may be delivered or sent to the CITY at the following address:

Lanny S. Lambert (or his successor)  
City Manager  
City of Kyle  
P.O. Box 40  
Kyle, TX 78640

- b. Notices sent pursuant to this Agreement may be delivered or sent to the COUNTY at the following address:

Commissioner Debbie Ingalsbe (or her successors in office)  
111 E. San Antonio St., Suite 304  
San Marcos, Texas 78666

- c. To be effective, a copy of any notices sent to the COUNTY shall be sent to the



Special Counsel's Office at the following address:

Mark Driscol Kennedy (or his successors in office)  
 A.D.A. -- Special Counsel  
 Hays County, Texas  
 111 E. San Antonio, Suite 204  
 San Marcos, TX 78666

- d. To be effective, a copy of any notice sent to the CITY shall be sent to the CITY Attorney at the following address:

Frank J. Garza (or his successors in office)  
 City Attorney  
 Davidson, Troilo, Ream & Garza  
 7550 IH 10 West, Suite 800  
 San Antonio, Texas 78229

Item # 18

5.2 Cooperation, Reservation of Rights.

The City and County agree to cooperate with each other, in good faith, at all times during the term hereof in order to achieve the purposes and intent of this Agreement. The Parties agree to do all acts and things and to execute and deliver such further written instruments, as may be from time to time reasonably required to carry out the purposes and the provisions of this Agreement. Nothing in this Agreement shall be construed to interfere with the City's and County's legal right to autonomously maintain and repair roads that have been identified as part of each entity's respective road system, particularly if the condition of said roads, in the Party's opinion, poses a safety or mobility concern.

5.3 Entire Agreement; Amendments.

This Agreement contains the entire agreement between the parties respecting the subject matter hereof, and supersedes all prior understandings and agreements between the parties regarding such matters. This Agreement may not be altered, amended, or modified except in writing signed by all parties to this Agreement. No official, agent, employee, or representative of either the County or the City has the authority to alter, amend, or modify the terms of this Agreement, except in accordance with express authority as may be respectively granted by either the County Commissioners Court or the City Council.

5.4 Interpretation.

The parties acknowledge and confirm that this Agreement has been entered into pursuant to the authority granted under the Interlocal Cooperation Act. All terms and provisions hereof are to be construed and interpreted consistently with that Act.

5.5 Severability.

Any clause, sentence, paragraph or article of this Agreement which is determined by a court of competent jurisdiction to be invalid, illegal, or unenforceable in any respect shall not be deemed to impair, invalidate, or nullify the remainder of this Agreement if the Agreement can be given effect without the invalid portion.

5.6 Applicable Laws.

This Agreement shall be construed in accordance with the laws of the State of Texas.

5.7 Authorization.

Each party hereto acknowledges and represents that this Agreement has been duly authorized by its respective governing body. This Agreement shall not become effective until approved by the City Council of the City and Hays County Commissioners Court and signed by both parties.

5.8 Indemnity.

The City agrees that it will, to the extent permitted by applicable law, save, protect, defend, and hold harmless the County from any and all suits, claims, or causes of action which may arise out of or in any manner be connected with the negligence, recklessness or intentional misconduct of City employees, agents, or servants in performing the City's obligations under the terms of this Agreement.

The County agrees that it will, to the extent permitted by applicable law, save, protect, defend, and hold harmless the City from any and all suits, claims or causes of action, or public liability which may arise out of or in any manner be connected with County operations or programs, and the negligence, recklessness or intentional misconduct of County employees, agents or servants in performing or failing to perform the County's obligations under the terms of this Agreement.

Nothing herein shall be deemed in any manner to constitute a waiver of any immunity or affirmative defense which may be asserted by the County or the City pursuant to law. Nor shall this provision be in any manner construed to create a cause of action for the benefit of any person not a party to this Agreement not otherwise existing at law.

5.10 Duplicate original counterparts; other similar agreements distinct.

This Agreement may be executed in duplicate original copies by the parties. Similar agreements by and between the City or County and other contracting entities may be made; each such separately executed version of this Agreement is and shall constitute a separate and distinct agreement between the City or County and the particular other County, but does not create obligations or rights as between contracting entities.

5.11 Alternative Dispute Resolution.

It shall be a prerequisite to either party seeking legal or equitable relief for any disputes arising under or related to this Agreement or the Maintenance Services that mediation be conducted. If they are unable to agree to a mediator and mediation process, the parties agree to use the Dispute Resolution Center of Austin, Texas, as the provider of mediators for mediation as described in the Texas Civil Practice and Remedies Code, section 154.023. Unless both parties are satisfied with the results of any such mediation, it will not constitute a final and binding resolution of the dispute; provided, however, that any mutually agreed settlement reached in such mediation may be enforced by any court of competent jurisdiction. All communications within the scope of the mediation are and shall be confidential as provided in said section 154.023 unless both parties agree in writing to waive confidentiality.

5.12 Non-waiver.

Any act of forbearance by either party will not constitute and will not have the effect of an amendment of this Agreement. The failure of either party to exercise any right under this Agreement under certain circumstances does not imply a waiver of such right under like circumstances later occurring.

5.13 Interpretation and Reliance.

No presumption will apply in favor of either Party in the interpretation of this Agreement or in the resolution of any ambiguity of any provisions thereof.

EXECUTED THIS \_\_\_\_\_ day of \_\_\_\_\_, 2012.

**HAYS COUNTY**

By: \_\_\_\_\_  
BERT COBB  
HAYS COUNTY JUDGE

ATTEST:

\_\_\_\_\_  
LIZ GONZALES, HAYS COUNTY CLERK

EXECUTED THIS \_\_\_\_\_ day of \_\_\_\_\_, 2012.

**CITY OF KYLE**

By: \_\_\_\_\_  
LUCY JOHNSON, MAYOR

ATTEST:

\_\_\_\_\_  
AMELIA SANCHEZ, CITY SECRETARY

Item # 18

**EXHIBIT "A"**

Item # 18

## Public Works Preliminary Goforth Road Construction Estimates

### Area Identified for road construction

Intersection of Bunton Lane & Goforth to intersection of Goforth & Lehman

### Distance of project

3466'

### Type of Construction

3466' of existing roadway will be milled to a depth of 12" and hauled off. Subgrade will be scarified to a depth of 6 inches and compacted. Two 5" lifts of base will be applied for a total of 10". Compaction will be done at (2) 5" increments. A 2" asphalt surface will be applied to return the surface to the original 12". Upon completion, striping shall be applied to the center of the roadway and each surface edge.

### Equipment / Materials needed

|  |                    |          |
|--|--------------------|----------|
| (1) 14' Blade/Maintainer 670 Model @ RDO price of      | \$7000 mo. x 3.5 = | \$24,500 |
| (1) 66" Padfoot Roller @ RDO price of                  | \$3000 mo. x 3.5 = | \$10,500 |
| (1) Water truck 2000 gallon @ Sunstate Rental price of | \$3000 mo. x 3.5 = | \$10,500 |
| (1) 66" Steel wheel roller @ RDO price of              | \$3000 mo. x 3.5 = | \$10,500 |
| (1) Dump truck @ Hertz price of                        | \$5700 mo. x 3.5 = | \$19,950 |
| (1) Dump truck @ Hertz price of                        | \$5700 mo. x 3.5 = | \$19,950 |
| (1) Base material                                      | \$34,000 total =   | \$34,000 |

Item # 18

Item # 21

- (1) Contracted- Asphalt/Resurfacing = \$95,000
- (1) Contracted- Hays County Milling of Existing Roadway = \$12,000 (actual estimate from the county was \$7,932 /additional amt is possible overtime costs)

(1) Striping 3466' x 4 / 13,864' = \$10,000

(1) Density and Materials Testing \$10,000 total = \$10,000

(1) Erosion Control = \$7,000

(1) Fuel - equipment rentals / City equipment & vehicles \$10,000 total = \$10,000

(1) Traffic control equipment \$5000 total = \$5,000

Item # 18

**Total project cost = \$278,900.00**

34,000  
 95,000  
 23,000  
 63,410  


---

 215,410

Item # 21

**This project will require two outside contractors in order to complete**

1. Hays County Transportation Department to reclaim (mill) the existing roadway
2. Undetermined asphalt contractor to apply the new surface

Item # 18

**This project will be completed in three main phases, however the idea of milling the entire project in the beginning is still being discussed**

Phase I – Bunton Lane & Goforth to Goforth & Dacy / a total of 626' with an estimated 2 1/2 weeks for completion

Phase II - Goforth & Dacy to Goforth & Brandi Circle / a total of 1900' with an estimated 7-8 weeks for completion

Phase III - Goforth & Brandi Circle to Goforth & Lehman Rd. / a total of 840' with an estimated 3 1/2 weeks for completion

**\*\* Total estimated project completion time: 14 weeks = 3 1/2 months**

Item # 21

**\*\* Possible Project Expansion \*\***

Phase IV- I-35 south bound frontage road & Bunton Lane to Bunton Lane & Goforth / a total of 2345' with an estimated 8-10 weeks for completion

|  |                     |          |
|--|---------------------|----------|
| (1) 14' Blade/Maintainer 670 Model @ RDO price of  | \$7000 mo. x 2.5 =  | \$17,500 |
| (1) 66" Padfoot Roller @ RDO price of  | \$3000 mo. x 2.5 =  | \$7,500  |
| (1) Water truck 2000 gallon @ Sunstate Rental price of   | \$3000 mo. x 2.5 =  | \$7,500  |
| (1) 66" Steel wheel roller @ RDO price of  | \$3000 mo. x 2.5 =  | \$7,500  |
| (1) Dump truck @ Hertz price of  | \$5700 mo. x 2.5 =  | \$14,250 |
| (1) Dump truck @ Hertz price of  | \$5700 mo. x 2.5 =  | \$14,250 |
| (1) Base material  | \$23,000 total =    | \$23,000 |
| (1) Contracted- Asphalt/Resurfacing  | =                   | \$63,410 |
| (1) Contracted- Hays County Milling of Existing Roadway<br>(estimated costs were \$6,850 /additional amt is possible overtime costs) | =                   | \$7,000  |
| (1) Striping   | 2345' x 4 / 9380' = | \$7000   |
| (1) Density and Materials Testing  | \$10,000 total =    | \$7,000  |
| (1) Erosion Control  | =                   | \$5,000  |
| (1) Fuel - equipment rentals / City equipment & vehicles   | \$10,000 total =    | \$7,000  |
| (1) Traffic control equipment  | \$5000 total =      | \$3,500  |

**Total project cost = \$191,410.00**

Item # 18

Item # 21



## Project Summary

|   |                     |
|---|---------------------|
| 1) Phase I,II, III                      | Total= \$278,900    |
| 2) Expansion to include Phase IV        | Total= \$191,410.00 |
| <b>** Total cost of all four Phases</b> | <b>\$470,310.00</b> |

Item # 18

Item # 21

City of Kyle, Texas  
FISCAL NOTE

|                                |                             |
|--------------------------------|-----------------------------|
| DATE OF COUNCIL CONSIDERATION: | November 20, 2012           |
| CONTACT CITY DEPARTMENT:       | Office of the City Manager  |
| CONTACT CITY STAFF:            | Lanny Lambert, City Manager |

SUBJECT: AN ORDINANCE OF THE CITY OF KYLE, TEXAS, AMENDING ORDINANCE NO. 708 ADOPTED ON SEPTEMBER 5, 2012 MAKING APPROPRIATIONS FOR THE SUPPORT OF THE CITY FOR FISCAL YEAR BEGINNING OCTOBER 1, 2012 AND ENDING SEPTEMBER 30, 2013; BY INCREASING THE AMOUNT OF APPROPRIATIONS FOR THE PUBLIC WORKS DEPARTMENT BY APPROPRIATING \$20,000.00 FROM THE FUND BALANCE OF THE CITY'S GENERAL FUND TO PROVIDE FUNDING FOR THE PAYMENT OF EXPENDITURES FOR BUNTON CREEK ROAD REPAIRS AS AUTHORIZED BY CITY COUNCIL ON NOVEMBER 7, 2012.

CURRENT YEAR FISCAL IMPACT:

This Budget Amendment will require increasing appropriation for the General Fund expenditures of the Public Works Department (Street Maintenance) by appropriating \$20,000.00 from the Fund Balance of the City's General Fund for the Bunton Creek Road Repair project as follows:

|                               |                                   |
|-------------------------------|-----------------------------------|
| 1. City Department:           | Public Works (Street Maintenance) |
| 2. Project Name:              | Bunton Creek Road Repairs         |
| 3. Budget/Accounting Code(s): | 110-161-52121                     |
| 4. Funding Source:            | Fund Balance of General Fund      |
| 5. Current Appropriation:     | \$ 15,000.00                      |
| 6. Unencumbered Balance:      | \$ 15,000.00                      |
| 7. Amount of This Action:     | + \$ <u>20,000.00</u>             |
| 8. Remaining Balance:         | \$ <u>35,000.00</u>               |

FUNDING SOURCE OF THIS ACTION:

The funding source for this budget amendment and increased appropriation in the amount of \$20,000.00 will be provided from the Fund Balance of the City's General Fund.

ADDITIONAL INFORMATION/COUNCIL ACTION:

N/A.



# CITY OF KYLE, TEXAS

## LED Marquee

**Meeting Date:**  
**11/20/2012**  
**Date time: 7:00 PM**

**Subject/Recommendation:** Discussion and possible action for selecting a design and authorizing a Purchase Order for the design, installation and software for digital LED marquee and monument in an amount not to exceed \$40,000.00 to replace existing marquee in Mary Kyle Hartson City Square Park ~ *Kerry Urbanowicz, Director of Kyle Parks and Recreation*

**Other Information:** See Memo

**Budget Information:** A Fiscal Note is attached.

---

Viewing Attachments Requires Adobe Acrobat. [Click here](#) to download.

#### Attachments / click to download

- [Memo regarding LED Marquee](#)
  - [Stewart Sign Proposal](#)
  - [Stewart Sign Concept 1](#)
  - [Stewart Sign Concept 2](#)
  - [AD System Proposal](#)
  - [AD System Concept](#)
  - [Fiscal Note - LED Marquee](#)
-



## *Parks and Recreation*

### Memorandum

**To:** Lanny Lambert – City Manager  
**From:** Kerry Urbanowicz – Director of Parks, Recreation and Facilities  
**Date:** October 30, 2012  
**Re:** LED Marquee Proposal Recommendation

---

Lanny –

On October 5, 2012, I posted an RFP for a digital LED Marquee with minimum specifications that would provide the City of Kyle a very nice, high quality marquee that would serve the needs of the community for many years. These specs included high definition panel that could show animated graphics and even videos with a monument that reflects the architectural style of city buildings in downtown and stay within the given budget.

On October 17, 2012, I conducted a pre-proposal conference and site visit to all interested vendors to allow them access to information such as the concept, renderings and drawings, budget, scope and any questions they may have.

On October 26, 2012, the proposals were to be submitted on or before the 2pm deadline posted in the proposal. At the 2pm deadline, I asked Deidre Flores, Jennifer Vetrano, Sarah Watson and Chris Pineda to witness the opening of the two proposals we had received. One was from Spectrum Corporation (Houston, Texas) and the other was from Stewart Signs (Sarasota, Florida).

At 2:18pm, 18 minutes after the deadline, we had another proposal hand delivered for Automated Display Systems (AD Systems, Austin, Texas). He said he went to City Hall looking for directions after he got lost looking for our office when Google-map sent him in a different direction. Our proposal clearly states that “Any proposal received later than the specified time...shall be disqualified”. I told this vendor that I will let the Committee review his proposal but I could not recommend his proposal to City Council.


On October 29, 2012, at the Parks Committee meeting I presented them with all 3 proposals. The Chairman of the Committee had a motion to allow this late proposal to be presented to the Committee, and after a second on the motion, there was a 4-1 vote to allow the proposal to be made. (The Chairman voted the nay).

After all 3 proposals were presented and after the public hearing, the Chairman had a motion to allow the late proposal be accepted and recommended to the City Council for approval. Again, after a second, the Committee voted 4-1 to recommend to City Council that they approve the proposal submitted by AD Systems. (The Chairman voted nay).

I would like to present the Kyle City Council the proposal recommended by the Parks Committee along with the other two proposals we received. Under these unique conditions, I feel that the final decision should be reached by City Council allowing them to see all proposals submitted.

I will post this item on the November 20 Council agenda with all supporting documents and proposals submitted and reviewed by the Parks Committee.

Thank you,

A handwritten signature in black ink, appearing to read "Kerry B Urbanowicz". The signature is fluid and cursive, with a large initial "K" and a long, sweeping underline.

Kerry B Urbanowicz – Director  
City Of Kyle-Parks and Recreation Department



# Bid

**Comments:** Thank you for allowing Stewart Signs to provide you with pricing for the above referenced project. We have bid according to the specifications and drawings provided.

**Below is a breakdown of our bid.**

**We acknowledge receipt of Addendum 1**

## **Exterior Double Sided LED Full Color Display and structure**

Per specifications attached  
20mm  
Double Sided  
Matrix 56 x 112  
Sizes and dimensions per detail on Architectural Drawings

**Cost: \$ 43,600.00**

**All pricing above includes freight & installation**  
**Onsite training is provided**  
**One year warranty for labor is included**  
**Five year warranty for parts labor is included**  
**Sales tax not included**

All Inquiries send to


Joe Steier – Senior Project Manager

[jsteier@stewartsigns.com](mailto:jsteier@stewartsigns.com)

888-237-3928 ext 140 (Direct)



Custom LED 56x112 (20mm)  
 Full Color  
 LED Cabinet: 3'11.1"x7'7.2"



**Stewart**  
 AMERICA'S PREMIER SIGN COMPANY

PH. 1-800-237-3928 FAX 1-800-485-4280

SK. #777922-1B CUST. #1491296

1/2"=1' 10.16.12 F/JSTEIER -PROPOSAL-

ORIGINAL DESIGN DO NOT DUPLICATE

DUE TO THE PHYSICAL LIMITATIONS OF THE PAPER AND INK-BASED PRINTING PROCESS, THIS CUSTOM ARTWORK IS NOT INTENDED TO PROVIDE AN EXACT MATCH BETWEEN INK, VINYL, PAINT, OR LED COLOR. ARTIST'S RENDITION OF BRICKWORK, MASONRY, AND LANDSCAPING IS NOT INCLUDED IN THE PROPOSAL. ANY MEASUREMENTS SHOWN ARE APPROXIMATIONS. DIMENSIONS OF FINAL PRODUCT MAY VARY.

APPROVED AS SHOWN.

X \_\_\_\_\_ DATE \_\_\_\_\_ 1. \_\_\_\_\_

APPROVED WITH LISTED CHANGES \_\_\_\_\_ 2. \_\_\_\_\_

X \_\_\_\_\_ DATE \_\_\_\_\_ 3. \_\_\_\_\_

Item # 19

Custom LED 56x112 (20mm)  
 Full Color  
 LED Cabinet: 3'11.1"x7'7.2"



**Stewart**  
 AMERICA'S PREMIER SIGN COMPANY  
 PH. 1-800-237-3928 FAX 1-800-485-4280  
 SK. #777922-1A CUST. #1491296  
 1/2"=1' 10.16.12 F/JSTEIER -PROPOSAL-

ORIGINAL DESIGN DO NOT DUPLICATE

DUE TO THE PHYSICAL LIMITATIONS OF THE PAPER AND INK-BASED PRINTING PROCESS, THIS CUSTOM ARTWORK IS NOT INTENDED TO PROVIDE AN EXACT MATCH BETWEEN INK, VINYL, PAINT, OR LED COLOR. ARTIST'S RE rendition OF BRICKWORK, MASONRY, AND LANDSCAPING IS NOT INCLUDED IN THE PROPOSAL. ANY MEASUREMENTS SHOWN ARE APPROXIMATIONS. DIMENSIONS OF FINAL PRODUCT MAY VARY.

APPROVED AS SHOWN.

X \_\_\_\_\_ DATE \_\_\_\_\_ 1. \_\_\_\_\_

APPROVED WITH LISTED CHANGES \_\_\_\_\_ 2. \_\_\_\_\_

X \_\_\_\_\_ DATE \_\_\_\_\_ 3. \_\_\_\_\_

Item # 19



# AD SYSTEMS

automated display systems

834 San Remo Blvd., Austin, Texas 78734  
Phone (888) 440-2531 Fax (512) 453-1553

**PROPOSAL SUBMITTED TO:**

Kerry Urbanowicz  
Director of Kyle PARD  
City of Kyle, Texas  
700 Lehman Rd.  
Kyle, Texas 78640

Date: October 26, 2012

512-262-3935 office

---

Automated Display Systems hereby submits our proposal to fabricate, deliver and install an **Electronic Digital Marquee: RFP-2013-03-PARD** per the following specifications:

**LED Display Description:**

ProCOLOR Model 48112 Full Color LED display  
Cabinet size: 4' x 8' 6" Double-sided cabinet  
Matrix: 48x112  
Number rows: 6 rows of 6" letters  
Premium Quality CREE LED lights  
LED rated life: 100,000 hours  
Brightness: Ultra-bright 9,500 NITS (20% Brighter than 8,000 NITs specified)  
Viewing angle: 140 degrees horizontal

**ProCOLOR Windows based Graphics software:**

Time & Temperature display  
Text overlay onto animated graphic feature  
Transition effects with "speed" and "hold" time control (feature added to specifications)  
Dimming: 100 automatic and manual dimming levels (25% more than 80 levels specified)  
Scale to fit into LED resolution feature  
Import file feature allowing JPG, AVI, BMP and GIF images  
Advance scheduling of messages up to 1 year in advance  
Ethernet Wireless Communication (City staff will assist with connection to City Hall)  
Onsite software training, web training, and unlimited phone support.

**Stone Monument Specifications:**

- Overall masonry structure dimension 7'H x 13'L x 2'6"D
- Constructed with stone and brick to continue the development theme of "red brick and hill country limestone". Sawn cap at top of the sign and top of base where the LED sits and coursed in a "Random Ashlars" pattern as exists on the Library and City Hall.
- Built with CMU back-up for structural integrity (Concrete block filled with grout & rebar behind stone and brick)
- Two steel support pipes set in concrete to support LED display
- 18" stone or brick border around the top and bottom of marquee
- 27" brick column on each side of LED sign
- 8" high aluminum letters reading "KYLE TEXAS" with contrasting baked enamel finish
- 6" high aluminum letters reading "ESTABLISHED 1880" with contrasting baked enamel finish
- 21" diameter cast aluminum prismatic "Star" with contrasting baked enamel finish
- Includes the foundation and electrical tie-in. (The city will provide electricity to the foundation)

5 year Factory GOLD Warranty with free factory labor and 2 years on-site service that includes travel and labor costs.

**WE HEREBY PROPOSE:** To furnish labor and materials in accordance with the above specifications for the sum of **\$36,500** at **7' monument** height. Option 2 at **8'6" monument** height is **\$38,500**. Payment terms as follows: **NET 30 Invoices unpaid 30 days from date of invoice will be subject to a service charge of 18% per annum.** Automated Display Systems shall retain ownership of the digital marquee and monument structure until the customer has paid the full contract price.

**ACCEPTANCE OF PROPOSAL:** The above prices, specifications and conditions are satisfactory and are hereby accepted. You are authorized to do the work as specified. Payment will be made as outlined above.

**PURCHASER:**

City of Kyle  
700 Lehman Rd.  
Kyle, Texas 78640

**SELLER:**

Automated Display Systems, LP  
834 San Remo Blvd.  
Austin, TX 78734

---

 Signature

---

 Signature

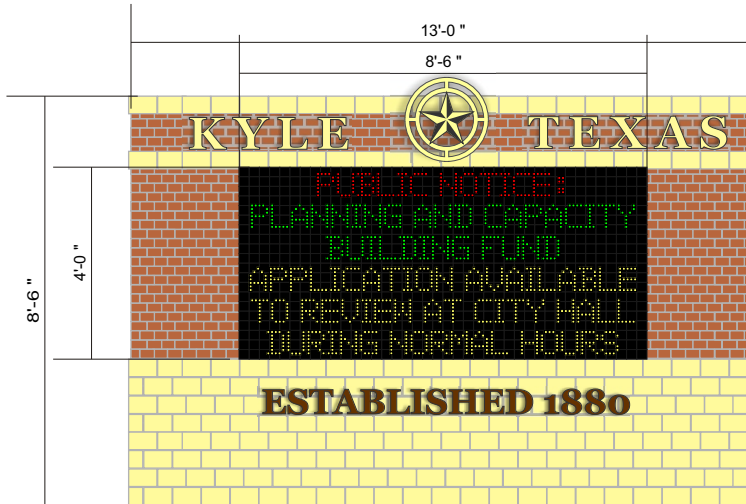
---

 Date

---

 Date

Fax signatures or electronically transmitted signatures will suffice for acknowledgement(s) of the above confirmation. Please return all pages.



#### Stone Monument Specifications

- Overall masonry structure dimension 8'-6" H x 13' L x 2'6" D
- Constructed of Red Brick and Hill Country Limestone
- 18" of Stone or brick border around top and bottom
- 27" brick column on each side of LED sign
- Two steel support pipes set in concrete to support LED display
- 8" High aluminum letters reading "KYLE TEXAS" with Baked Enamel finish
- 6" aluminum letters reading "ESTABLISHED 1880" with Baked Enamel finish
- 21" diameter aluminum ornamental "STAR" with Baked Enamel finish.

#### LED Display Specifications

- Cabinet size: 4' x 8'6"
- Matrix: 48x112
- Number rows: 6 rows of 6" letters / line
- LED lights: Premium quality CREE LED lights
- LED rated life: 100,000 hours
- Brightness: Ultra-bright 9,500 NITS
- Viewing angle: 140 degrees horizontal
- Dimming: 100 automatic and manual levels
- Ethernet Wireless data transmission
- ProCOLOR Windows based software
- On-site software training and web training
- Free Lifetime Phone support
- 5 years Factory Parts and 2 years on-site labor warranty

City of Kyle, Texas  
FISCAL NOTE

DATE OF COUNCIL CONSIDERATION: November 20, 2012  
CONTACT CITY DEPARTMENT: Parks & Recreation  
CONTACT CITY STAFF: Kerry Urbanowicz, Director

SUBJECT: Discussion and possible action for selecting a design and authorizing a Purchase Order for the design, installation and software for digital LED marquee and monument in an amount not to exceed \$40,000.00 to replace existing marquee in Mary Kyle Hartson City Square Park.

CURRENT YEAR FISCAL IMPACT:

This Purchase Order to the selected vendor based on the design options (three options) to be reviewed and selected by the City Council will require expenditure of funds from two separate grant funds as follows:

|                               |   |
|-------------------------------|---|
| 1. City Department:           | Parks & Recreation  |
| 2. Project Name:              | LED Marquee Design & Installation                                     |
| 3. Budget/Accounting Code(s): | 410-723-57117 (\$15,000.00)<br>410-726-57117 (\$25,000.00)            |
| 4. Funding Source:            | \$ 15,000.00 Grant from Hays County<br>\$ 25,000.00 Grant from P.E.C. |
| 5. Current Appropriation:     | \$ 40,000.00  |
| 6. Unencumbered Balance:      | \$ 40,000.00  |
| 7. Amount of This Action:     | <u>\$(40,000.00)</u>  |
| 8. Remaining Balance:         | <u>\$ 0.00</u>  |

FUNDING SOURCE OF THIS ACTION:

The funding source for the design and construction of the LED marquee to be installed at the Mary Kyle Hartson City Square Park is from two separate grants. A total of \$25,000.00 will be reimbursed by the Pedernales Electric Cooperative (P.E.C.) and the remaining \$15,000.00 will be provided from the Hays County grant for parks improvements.

The City Council's approval of this item will also authorize staff to (1) appropriate and apply \$15,000.00 from the Hays County Parks Improvement Grant, (2) appropriate and apply \$25,000.00 from the P.E.C. Grant, and (3) incur \$25,000.00 expenditures in advance and then seek reimbursement from P.E.C.

ADDITIONAL INFORMATION/COUNCIL ACTION:

N/A.



# CITY OF KYLE, TEXAS

Jansen Equipment, Inc.

**Meeting Date:**  
**11/20/2012**  
**Date time: 7:00 PM**

**Subject/Recommendation:** Approval of City's Consent to Assignment of Development Agreement Lehman Family Limited Partnership and Lehman Family Trust to Jansen Equipment, Inc. October 2, 2012 Blk. OPR Vol. 4452 Page 613 Hays County, Texas Official Records. 5.692 acres +- ~ *Frank Garza, City Attorney*

**Other Information:**

**Budget Information:**

---

Viewing Attachments Requires Adobe Acrobat. [Click here](#) to download.

Attachments / click to download

[Warranty Deed](#)

[Assignment of Development Agreement](#)

---

**NOTICE OF CONFIDENTIALITY RIGHTS: IF YOU ARE A NATURAL PERSON, YOU MAY REMOVE OR STRIKE ANY OR ALL OF THE FOLLOWING INFORMATION FROM ANY INSTRUMENT THAT TRANSFERS AN INTEREST IN REAL PROPERTY BEFORE IT IS FILED FOR RECORD IN THE PUBLIC RECORDS: YOUR SOCIAL SECURITY NUMBER OR YOUR DRIVER'S LICENSE NUMBER.**

### WARRANTY DEED

**Date:** October 1, 2012

**Grantor:** HLP LEHMAN FAMILY LIMITED PARTNERSHIP, a Texas limited partnership; and HAZEL M. LEHMAN, individually and as Trustee of the Lehman Family Trust, a testamentary trust created by the Will of Theodore H. Lehman

**Grantor's Mailing Address:**

1000 Lehman Road  
Kyle, Texas 78640

**Grantee:** JANSEN EQUIPMENT, INC., a Texas corporation

**Grantee's Mailing Address:**

P.O. Box 1778  
Kyle, TX 78640  
Hays County

**Consideration:** \$10 and other good and valuable consideration

**Property (including any improvements):**

**TRACT ONE:** 5.692 acres of land out of the Milton B. Atkinson Survey No. 110 Abstract No. 21 and the John Stewart League Abs No. 14 in Hays County, Texas, and being a portion of that called 99.57 acre tract described in Volume 136, page 346 of the Hays County Deed Records and being a portion of that 50.11 acre tract conveyed to Theodore and Hazel M. Lehman recorded in Volume 285, page 171 of the Deed Records of said county and further being a portion of that called 48.68 acre tract conveyed to Theodore and Hazel M. Lehman in a Warranty Deed recorded in Volume 280, page 213 of the Deed Records of said county and being more particularly described by metes and bounds in Exhibit "A" - Tract One, attached hereto.

**TRACT TWO:** A 30 foot access easement out of the Milton B. Atkinson Survey No. 110 Abstract No. 21 and the John Stewart League Abs No. 14 in Hays County, Texas, and being a portion of that called 99.57 acre tract described in Volume 136, page 346 of the Hays County Deed Records and being a portion of that 50.11 acre tract conveyed to Theodore and Hazel M. Lehman recorded in Volume 285, page 171 of the Deed Records of said county and further being a portion of that called 48.68 acre tract conveyed to Theodore and Hazel M. Lehman in a Warranty Deed recorded in Volume 280, page 213 of the Deed Records of said county and being more particularly described by metes and bounds in Exhibit "A"- Tract Two, attached hereto.

TRACT THREE: A 30 foot access easement out of the Milton B. Atkinson Survey No. 110 Abstract No. 21 and the John Stewart League Abs No. 14 in Hays County, Texas, and being a portion of that called 99.57 acre tract described in Volume 136, page 346 of the Hays County Deed Records and being a portion of that 50.11 acre tract conveyed to Theodore and Hazel M. Lehman recorded in Volume 285, page 171 of the Deed Records of said county and being more particularly described by metes and bounds in Exhibit "A" - Tract Three, attached hereto.

**Exceptions to Conveyance and Warranty:** Liens described as part of the Consideration and any other liens described in this deed as being either assumed or subject to which title is taken; validly existing easements, rights-of-way, and prescriptive rights, whether of record or not; all presently recorded and validly existing instruments, other than conveyances of the surface fee estate, that affect the Property; and taxes for 2012, which Grantee assumes and agrees to pay, and subsequent assessments for that and prior years due to change in land usage, ownership, or both, the payment of which Grantee assumes.

Grantor, for the Consideration and subject to the Exceptions to Conveyance and Warranty, grants, sells, and conveys to Grantee the Property, together with all and singular the rights and appurtenances thereto in any way belonging, to have and to hold it to Grantee and Grantee's heirs, successors, and assigns forever. Grantor binds Grantor and Grantor's heirs and successors to warrant and forever defend all and singular the Property to Grantee and Grantee's heirs, successors, and assigns against every person whomsoever lawfully claiming or to claim the same or any part thereof, except as to the Exceptions to Conveyance and Warranty.

When the context requires, singular nouns and pronouns include the plural.

This instrument was prepared based on information furnished by the parties, and no independent title search has been made.

HLP LEHMAN FAMILY LIMITED  
PARTNERSHIP, a Texas limited partnership

By: HLP LEHMAN, INC., a Texas corporation,  
its General Partner

By: Hazel M. Lehman  
Hazel M. Lehman, President

Hazel M. Lehman  
HAZEL M. LEHMAN, individually and as trustee of  
the Lehman Family Trust

STATE OF TEXAS )

COUNTY OF HAYS )

This instrument was acknowledged before me on October 1, 2012, by Hazel M. Lehman, President of HLP LEHMAN, INC., a Texas corporation general partner, on behalf of HLP LEHMAN FAMILY LIMITED PARTNERSHIP, a Texas limited partnership.



Pat Naef  
Notary Public, State of Texas

STATE OF TEXAS

COUNTY OF HAYS )

This instrument was acknowledged before me on October 1, 2012, by HAZEL M. LEHMAN, individually and as trustee of the Lehman Family Trust.



Pat Naef  
Notary Public, State of Texas



Bk Vol Ps  
12028400 OPR 4452 616EXHIBIT "A"  
TRACT 1

FIELD NOTES DESCRIBING 5.692 ACRES OF LAND OUT OF THE MILTON B. ATKINSON SURVEY NO. 110 ABSTRACT NO. 21 AND THE JOHN STEWART LEAGUE ABS NO. 14 IN HAYS COUNTY, TEXAS AND BEING A PORTION OF THAT CALLED 99.57 ACRE TRACT DESCRIBED IN VOLUME 136, PAGE 346 OF THE HAYS COUNTY DEED RECORDS AND BEING A PORTION OF THAT 50.11 ACRE TRACT CONVEYED TO THEODORE AND HAZEL M. LEHMAN RECORDED IN VOLUME 285, PAGE 171 OF THE DEED RECORDS OF SAID COUNTY AND FURTHER BEING A PORTION OF THAT CALLED 48.68 ACRE TRACT CONVEYED TO THEODORE AND HAZEL M. LEHMAN IN A WARRANTY DEED RECORDED IN VOLUME 280, PAGE 213 OF THE DEED RECORDS OF SAID COUNTY AND BEING MORE PARTICULARLY DESCRIBED BY METES AND BOUNDS AS FOLLOWS:

COMMENCING at a iron rod found at the west corner of the above referenced 99.57 acre tract same being the west corner of the 50.11 acre tract and the north line of the Lehman 175 Venture LP, Texas Limited Partnership tract recorded in Volume 2863, Page 592 of the Official Public Records of said County;

THENCE along the southerly line of the 99.57 acre tract and the northerly line of the Lehman 175 Venture tract S 44° 57' 48" E, a distance of 1069.71 feet to a capped iron rod set for the most westerly corner of the herein described tract and the **Point of Beginning** of this description;

THENCE through said 50.11 acre tract N 45° 02' 04" E, 511.48 feet to a capped iron rod set for the northerly corner hereof;

THENCE S 44° 58' 02" E, at 265.50 feet passing the dividing line of the 50.11 acre tract and the 48.68 acre tract in all a total distance of 484.78 feet to a capped iron rod set for the most easterly corner hereof;

THENCE S 45° 02' 13" W, 511.51 feet to a capped iron rod set in the south line of the 99.57 acre tract and the south line of the 48.68 acre tract for the most southerly corner hereof;

THENCE along the southerly line of the 99.57 acre tract and the northerly line of the Lehman 175 Venture tract N 44° 57' 48" W, at 214.14 feet passing the dividing line of the above referenced 48.68 acre tract and the 50.11 acre tract in all a total distance of 484.75 feet to the Place of Beginning and containing 5.692 acres of land.


BEARING BASIS S 76° 17' 18" E, 3094.22 feet being the east corner of the 48.68 acre tract and the west corner of the 50.11 acre tract.

THIS DESCRIPTION TO BE USED WITH THE ATTACHED SURVEY SKETCH ONLY.

  
Victor M. Garza RPLS 4740

8/12/12  
Date:

B & G Surveying, Inc.  
1404 W. North Loop Blvd.  
Austin, Texas 78758  
Phone (512) 458 6969  
Fax (512) 458  
[www.bandgsurvey.com](http://www.bandgsurvey.com)  
B0803612\_TRACT1



Bk Vol Ps  
12028400 OPR 4452 617EXHIBIT "A"  
TRACT 2

FIELD NOTES DESCRIBING THE CENTERLINE OF A 30 FOOT ACCESS EASEMENT OUT OF THE MILTON B. ATKINSON SURVEY NO. 110 ABSTRACT NO. 21 AND THE JOHN STEWART LEAGUE ABS NO. 14 IN HAYS COUNTY, TEXAS AND BEING A PORTION OF THAT CALLED 99.57 ACRE TRACT DESCRIBED IN VOLUME 136, PAGE 346 OF THE HAYS COUNTY DEED RECORDS AND BEING A PORTION OF THAT 50.11 ACRE TRACT CONVEYED TO THEODORE AND HAZEL M. LEHMAN RECORDED IN VOLUME 285, PAGE 171 OF THE DEED RECORDS OF SAID COUNTY AND A PORTION OF THAT 48.68 ACRE TRACT CONVEYED TO THEODORE AND HAZEL M. LEHMAN RECORDED IN VOLUME 280, PAGE 213 OF THE DEED RECORDS OF SAID COUNTY AND BEING MORE PARTICULARLY DESCRIBED BY METES AND BOUNDS AS FOLLOWS:

COMMENCING at a ½" iron rod found at the northerly corner of the above referenced 48.68 acre tract and the easterly corner of the above referenced 50.11 acre tract said iron rod being in the south right of way line of Bunton Lane;

THENCE along the south right of way line of Bunton Lane S 44° 45' 03" E, 122.26 feet to a point for the beginning of this description;

THENCE along the centerline of said 30' road easement the following courses:

1. S 45° 03' 52" W, 15.02 feet
2. S 52° 34' 27" W, 63.16 feet
3. S 54° 07' 17" W, 169.66 feet
4. S 53° 47' 27" W, 221.17 feet
5. S 53° 33' 52" W, 200.04 feet
6. S 49° 17' 02" W, 141.42 feet
7. S 42° 29' 30" W, 144.14 feet
8. S 41° 18' 39" W, 155.31 feet to a point of termination in the north line of the 5.692 acre tract from which a capped iron rod set at the north corner of the 5.692 acre tract bears N 44° 58' 02" W, 284.32 feet;

BEARING BASIS S 76° 17' 18" E, 3094.22 feet being the east corner of the 48.68 acre tract and the west corner of the 50.11 acre tract.

THIS DESCRIPTION TO BE USED WITH THE ATTACHED SURVEY SKETCH ONLY.

  
Victor M. Garza RPLS 4740

8/13/12  
Date:

B & G Surveying, Inc.  
1404 W. North Loop Blvd.  
Austin, Texas 78758  
Phone (512) 458 6969  
Fax (512) 458  
[www.bandgsurvey.com](http://www.bandgsurvey.com)  
B0803612\_TRACT2



Bk Vol Pg  
12028400 OPR 4452 618

EXHIBIT "A"  
TRACT 3

FIELD NOTES DESCRIBING A 30 FOOT ACCESS EASEMENT OUT OF THE MILTON B. ATKINSON SURVEY NO. 110 ABSTRACT NO. 21 AND THE JOHN STEWART LEAGUE ABS NO. 14 IN HAYS COUNTY, TEXAS AND BEING A PORTION OF THAT CALLED 99.57 ACRE TRACT DESCRIBED IN VOLUME 136, PAGE 346 OF THE HAYS COUNTY DEED RECORDS AND BEING A PORTION OF THAT 50.11 ACRE TRACT CONVEYED TO THEODORE AND HAZEL M. LEHMAN RECORDED IN VOLUME 285, PAGE 171 OF THE DEED RECORDS OF SAID COUNTY AND BEING MORE PARTICULARLY DESCRIBED BY METES AND BOUNDS AS FOLLOWS:

BEGINNING at an iron rod found at the most westerly corner of the above referenced 99.57 acre tract same being the west corner of the 50.11 acre tract for the most westerly corner hereof;

THENCE along the northwesterly line of the above referenced 99.57 acre tract and the easterly line of that called 100 acre tract recorded in Volume 120, Page 382 and in Volume 253, Page 773 N 44° 24' 03" E, 30.00 feet to a point for the most northerly corner hereof;

THENCE through said 50.11 acre tract S 44° 57' 48" E, 1070.05 feet to a point in the northerly line of that 5.692 acre tract for the most easterly corner hereof;

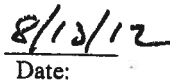
THENCE along the northerly line of the 5.692 acre tract S 45° 02' 04" W, 30.00 feet to a capped iron rod set for the most southerly corner hereof same being the south line of the 50.11 acre tract from which a ½" iron rod found at the southerly corner of the 50.11 acre tract and the westerly corner of the 48.68 acre tract recorded in Volume 280, Page 213 bears S 44° 57' 48" E, 270.61 feet;

THENCE along the southerly line of the 50.11 acre tract and the northerly line of the Lehman 175 Venture tract recorded in Volume 2863, Page 592 of the Official Public Records of said County N 44° 57' 48" W, 1069.71 feet to the Place of Beginning.

BEARING BASIS S 76° 17' 18" E, 3094.22 feet being the east corner of the 48.68 acre tract and the west corner of the 50.11 acre tract.

THIS DESCRIPTION TO BE USED WITH THE ATTACHED SURVEY SKETCH ONLY.

  
Victor M. Garza RPLS 4740

  
Date:

B & G Surveying, Inc.  
1404 W. North Loop Blvd.  
Austin, Texas 78758  
Phone (512) 458 6969  
Fax (512) 458  
[www.bandgsurvey.com](http://www.bandgsurvey.com)  
B0803612 \_TRACT 3





AGREEMENT, all with full force and effect as if ASSIGNEE were a signatory to such AGREEMENT, but only to the extent the same arise out of events occurring on or after the EFFECTIVE DATE. ASSIGNEE hereby agrees that ASSIGNEE will indemnify and save harmless ASSIGNOR and CITY from all suits, losses, costs, liabilities, claims, actions, damages, charges and expenses, including reasonable attorney's fees, arising out of or in connection with the AGREEMENT, but only to the extent the same arise out of events occurring on or after the EFFECTIVE DATE. ASSIGNOR hereby agrees that ASSIGNOR will indemnify and save harmless ASSIGNEE and CITY from all suits, losses, costs, liabilities, claims, actions, damages, charges and expenses, including reasonable attorney's fees, arising out of or in connection with the AGREEMENT, but only to the extent the same arise out of events occurring prior to the EFFECTIVE DATE.

ASSIGNOR hereby agrees, at ASSIGNEE'S request, to take all further action and execute and deliver all further appropriate documentation to CITY as may be necessary or proper in order to carry out the terms and provisions of this ASSIGNMENT of the DEVELOPMENT AGREEMENT ("ASSIGNMENT"). ASSIGNEE hereby agrees, at ASSIGNOR'S request, to take all further action and execute and deliver all further appropriate documentation necessary or proper in order to carry out the terms and provisions of this ASSIGNMENT. ASSIGNORS' address for purposes of this ASSIGNMENT is 1000 Lehman Road, Kyle, Texas 78640. ASSIGNEE'S address for purposes of this ASSIGNMENT is P.O. Box 1778, Kyle , TX 78640.

Facsimile signatures to this ASSIGNMENT will be deemed original signatures. This ASSIGNMENT may be executed in multiple counterparts, each of which counterparts shall be deemed an original and all of which, when taken together, shall constitute one and the same AGREEMENT.

EXECUTED AND ENTERED into as of the date and year first above written.

ASSIGNOR:

HLP LEHMAN FAMILY LIMITED PARTNERSHIP, a  
Texas limited partnership

By: HLP LEHMAN, INC., a Texas corporation, its  
General Partner

By: *Hazel M. Lehman*  
Hazel M. Lehman, President

*Hazel M. Lehman*  
HAZEL M. LEHMAN, individually and  
as trustee of the Lehman Family Trust

AGREED TO AND ACCEPTED BY ASSIGNEE:

JANSEN EQUIPMENT, INC.

By: James P. James

APPROVED AS TO FORM

Carrie Majors Lane

Carrie Majors Lane  
ATTORNEY FOR LEHMAN FAMILY TRUST AND  
LEHMAN FAMILY LIMITED PARTNERSHIP

Frank J. Garza  
ATTORNEY FOR THE CITY OF KYLE, TEXAS

STATE OF TEXAS )

COUNTY OF HAYS )

This instrument was acknowledged before me on October 1, 2012, by Hazel M. Lehman, President of HLP LEHMAN, INC., a Texas corporation general partner, on behalf of HLP LEHMAN FAMILY LIMITED PARTNERSHIP, a Texas limited partnership.



Pat Naef  
Notary Public, State of Texas

STATE OF TEXAS

COUNTY OF HAYS )

This instrument was acknowledged before me on October 1, 2012, by HAZEL M. LEHMAN, individually and as trustee of the Lehman Family Trust.



Pat Naef  
Notary Public, State of Texas

STATE OF TEXAS )

COUNTY OF HAYS )

This instrument was acknowledged before me on October 1, 2012, by James P. Jansen, President of JANSEN EQUIPMENT, INC., a Texas corporation, on behalf of said corporation.

Pat Naef  
Notary Public, State of Texas



## CITY'S CONSENT TO ASSIGNMENT OF DEVELOPMENT AGREEMENT

CITY hereby joins in this ASSIGNMENT, solely for purposes of acknowledging and agreeing, pursuant thereto that ASSIGNEE has complied with the requirements thereof and has assumed ASSIGNOR'S obligations under the AGREEMENT. If CITY incurs any liability or loss, which shall include but not be limited to any and all rights granted unto CITY or damage or damages of any and all types whatsoever under the AGREEMENT, or any other liability under, or by reason of this ASSIGNMENT, or in defense against any such claims or demands brought thereunder; all damage or damages, plus any costs, expenses, and reasonable attorney's fees, together with pre and post judgment interest at the rate provided by law will be payable to CITY by ASSIGNOR and or ASSIGNEE who shall be jointly and severally liable therefore.

Provided further that nothing contained herein shall ever be construed as a waiver of governmental immunity by CITY, or novation of the DEVELOPMENT AGREEMENT, or any other instrument executed by ASSIGNOR as to CITY. CITY shall never be considered an agent either express or implied of either the ASSIGNOR or ASSIGNEE under any theory either expressed or implied, or by way of joint venture, common purpose, or otherwise with regard to the ASSIGNMENT or by the manner or means of conveyance of the surface and or the mineral acreage by ASSIGNOR ("GRANTOR") to ASSIGNEE ("GRANTEE") by Deed recorded at Vol. \_\_\_\_\_, Page \_\_\_\_\_ of the official records of Hays County, Texas.

It is agreed and expressly intended by the Parties hereto that this consent shall always be construed in a manner providing the broadest protection from liability or loss including all rights granted unto CITY permitted by law with regard to any and all matters which shall in any wise relate or emanate from the ASSIGNMENT. In the event of any conflict with the provisions hereof and any other portion of the ASSIGNMENT, this paragraph shall control.

CITY OF KYLE TEXAS,  
A HOME RULE MUNICIPALITY AND  
POLITICAL SUBDIVISION OF THE STATE OF  
TEXAS

By: \_\_\_\_\_

Name: Lucy Johnson

Title: Mayor



STATE OF TEXAS §  
COUNTY OF HAYS §

Before me, the undersigned authority, on this on this \_\_\_\_ day of \_\_\_\_\_, 2012, personally appeared Lucy Johnson, known to me to be the person whose name is subscribed to the foregoing instrument, and acknowledged to me that he or she executed the same for the purposes and consideration therein expressed, on behalf of and as Mayor of CITY OF KYLE, TEXAS A HOME RULE MUNICIPALITY AND POLITICAL SUBDIVISION OF THE STATE OF TEXAS.

Stamp Notary Seal, Including Name and  
Date of Expiration of Commission Below:

\_\_\_\_\_  
Notary Public, State of \_\_\_\_\_

EXHIBIT "A"  
TRACT 1

FIELD NOTES DESCRIBING 5.692 ACRES OF LAND OUT OF THE MILTON B. ATKINSON SURVEY NO. 110 ABSTRACT NO. 21 AND THE JOHN STEWART LEAGUE ABS NO. 14 IN HAYS COUNTY, TEXAS AND BEING A PORTION OF THAT CALLED 99.57 ACRE TRACT DESCRIBED IN VOLUME 136, PAGE 346 OF THE HAYS COUNTY DEED RECORDS AND BEING A PORTION OF THAT 50.11 ACRE TRACT CONVEYED TO THEODORE AND HAZEL M. LEHMAN RECORDED IN VOLUME 285, PAGE 171 OF THE DEED RECORDS OF SAID COUNTY AND FURTHER BEING A PORTION OF THAT CALLED 48.68 ACRE TRACT CONVEYED TO THEODORE AND HAZEL M. LEHMAN IN A WARRANTY DEED RECORDED IN VOLUME 280, PAGE 213 OF THE DEED RECORDS OF SAID COUNTY AND BEING MORE PARTICULARLY DESCRIBED BY METES AND BOUNDS AS FOLLOWS:

COMMENCING at a iron rod found at the west corner of the above referenced 99.57 acre tract same being the west corner of the 50.11 acre tract and the north line of the Lehman 175 Venture LP, Texas Limited Partnership tract recorded in Volume 2863, Page 592 of the Official Public Records of said County;

THENCE along the southerly line of the 99.57 acre tract and the northerly line of the Lehman 175 Venture tract S 44° 57' 48" E, a distance of 1069.71 feet to a capped iron rod set for the most westerly corner of the herein described tract and the **Point of Beginning** of this description;

THENCE through said 50.11 acre tract N 45° 02' 04" E, 511.48 feet to a capped iron rod set for the northerly corner hereof;

THENCE S 44° 58' 02" E, at 265.50 feet passing the dividing line of the 50.11 acre tract and the 48.68 acre tract in all a total distance of 484.78 feet to a capped iron rod set for the most easterly corner hereof;

THENCE S 45° 02' 13" W, 511.51 feet to a capped iron rod set in the south line of the 99.57 acre tract and the south line of the 48.68 acre tract for the most southerly corner hereof;

THENCE along the southerly line of the 99.57 acre tract and the northerly line of the Lehman 175 Venture tract N 44° 57' 48" W, at 214.14 feet passing the dividing line of the above referenced 48.68 acre tract and the 50.11 acre tract in all a total distance of 484.75 feet to the Place of Beginning and containing 5.692 acres of land.

BEARING BASIS S 76° 17' 18" E, 3094.22 feet being the east corner of the 48.68 acre tract and the west corner of the 50.11 acre tract.

THIS DESCRIPTION TO BE USED WITH THE ATTACHED SURVEY SKETCH ONLY.

  
Victor M. Garza RPLS 4740

8/12/12  
Date:

B & G Surveying, Inc.  
1404 W. North Loop Blvd.  
Austin, Texas 78758  
Phone (512) 458 6969  
Fax (512) 458  
[www.bandgsurvey.com](http://www.bandgsurvey.com)  
B0803612\_TRACT1




EXHIBIT "A"  
TRACT 2

FIELD NOTES DESCRIBING THE CENTERLINE OF A 30 FOOT ACCESS EASEMENT OUT OF THE MILTON B. ATKINSON SURVEY NO. 110 ABSTRACT NO. 21 AND THE JOHN STEWART LEAGUE ABS NO. 14 IN HAYS COUNTY, TEXAS AND BEING A PORTION OF THAT CALLED 99.57 ACRE TRACT DESCRIBED IN VOLUME 136, PAGE 346 OF THE HAYS COUNTY DEED RECORDS AND BEING A PORTION OF THAT 50.11 ACRE TRACT CONVEYED TO THEODORE AND HAZEL M. LEHMAN RECORDED IN VOLUME 285, PAGE 171 OF THE DEED RECORDS OF SAID COUNTY AND A PORTION OF THAT 48.68 ACRE TRACT CONVEYED TO THEODORE AND HAZEL M. LEHMAN RECORDED IN VOLUME 280, PAGE 213 OF THE DEED RECORDS OF SAID COUNTY AND BEING MORE PARTICULARLY DESCRIBED BY METES AND BOUNDS AS FOLLOWS:

COMMECING at a ½" iron rod found at the northerly corner of the above referenced 48.68 acre tract and the easterly corner of the above referenced 50.11 acre tract said iron rod being in the south right of way line of Bunton Lane;

THENCE along the south right of way line of Bunton Lane S 44° 45' 03" E, 122.26 feet to a point for the beginning of this description;

THENCE along the centerline of said 30' road easement the following courses:

1. S 45° 03' 52" W, 15.02 feet
2. S 52° 34' 27" W, 63.16 feet
3. S 54° 07' 17" W, 169.66 feet
4. S 53° 47' 27" W, 221.17 feet
5. S 53° 33' 52" W, 200.04 feet
6. S 49° 17' 02" W, 141.42 feet
7. S 42° 29' 30" W, 144.14 feet
8. S 41° 18' 39" W, 155.31 feet to a point of termination in the north line of the 5.692 acre tract from which a capped iron rod set at the north corner of the 5.692 acre tract bears N 44° 58' 02" W, 284.32 feet;

BEARING BASIS S 76° 17' 18" E, 3094.22 feet being the east corner of the 48.68 acre tract and the west corner of the 50.11 acre tract.

THIS DESCRIPTION TO BE USED WITH THE ATTACHED SURVEY SKETCH ONLY.

  
Victor M. Garza RPLS 4740

8/13/12  
Date:

B & G Surveying, Inc.  
1404 W. North Loop Blvd.  
Austin, Texas 78758  
Phone (512) 458 6969  
Fax (512) 458  
[www.bandgsurvey.com](http://www.bandgsurvey.com)  
B0803612\_TRACT2



EXHIBIT "A"  
TRACT 3

FIELD NOTES DESCRIBING A 30 FOOT ACCESS EASEMENT OUT OF THE MILTON B. ATKINSON SURVEY NO. 110 ABSTRACT NO. 21 AND THE JOHN STEWART LEAGUE ABS NO. 14 IN HAYS COUNTY, TEXAS AND BEING A PORTION OF THAT CALLED 99.57 ACRE TRACT DESCRIBED IN VOLUME 136, PAGE 346 OF THE HAYS COUNTY DEED RECORDS AND BEING A PORTION OF THAT 50.11 ACRE TRACT CONVEYED TO THEODORE AND HAZEL M. LEHMAN RECORDED IN VOLUME 285, PAGE 171 OF THE DEED RECORDS OF SAID COUNTY AND BEING MORE PARTICULARLY DESCRIBED BY METES AND BOUNDS AS FOLLOWS:

BEGINNING at an iron rod found at the most westerly corner of the above referenced 99.57 acre tract same being the west corner of the 50.11 acre tract for the most westerly corner hereof;

THENCE along the northwesterly line of the above referenced 99.57 acre tract and the easterly line of that called 100 acre tract recorded in Volume 120, Page 382 and in Volume 253, Page 773 N 44° 24' 03" E, 30.00 feet to a point for the most northerly corner hereof;


THENCE through said 50.11 acre tract S 44° 57' 48" E, 1070.05 feet to a point in the northerly line of that 5.692 acre tract for the most easterly corner hereof;

THENCE along the northerly line of the 5.692 acre tract S 45° 02' 04" W, 30.00 feet to a capped iron rod set for the most southerly corner hereof same being the south line of the 50.11 acre tract from which a ½" iron rod found at the southerly corner of the 50.11 acre tract and the westerly corner of the 48.68 acre tract recorded in Volume 280, Page 213 bears S 44° 57' 48" E, 270.61 feet;

THENCE along the southerly line of the 50.11 acre tract and the northerly line of the Lehman 175 Venture tract recorded in Volume 2863, Page 592 of the Official Public Records of said County N 44° 57' 48" W, 1069.71 feet to the Place of Beginning.

BEARING BASIS S 76° 17' 18" E, 3094.22 feet being the east corner of the 48.68 acre tract and the west corner of the 50.11 acre tract.

THIS DESCRIPTION TO BE USED WITH THE ATTACHED SURVEY SKETCH ONLY.

  
Victor M. Garza RPLS 4740

8/10/12  
Date:

B & G Surveying, Inc.  
1404 W. North Loop Blvd.  
Austin, Texas 78758  
Phone (512) 458 6969  
Fax (512) 458  
[www.bandgsurvey.com](http://www.bandgsurvey.com)  
B0803612\_TRACT 3





# CITY OF KYLE, TEXAS

## Attorney Services (New City Attorney)

**Meeting Date:**  
**11/20/2012**  
**Date time: 7:00 PM**

**Subject/Recommendation:** Consideration and Possible Action approving an Employment Contract with Julian Grant for a full time City Attorney position to include performing General Corporate Counsel Managing and/or otherwise providing four separate Categories of Service: (1) General Representation (2) Special Projects (3) Litigation (4) Court Prosecution and (5) other legal duties as assigned ~ *Frank Garza, City Attorney*

**Other Information:**

**Budget Information:**

---

Viewing Attachments Requires Adobe Acrobat. [Click here](#) to download.

Attachments / click to download

[City Attorney Agreement - Kyle](#)

---

**CITY OF KYLE**  
**CITY ATTORNEY AGREEMENT OF EMPLOYMENT**

**THIS AGREEMENT** is made and entered into by and between the City of Kyle, Texas, hereinafter called “City” and Julian A. Grant, hereinafter called “Attorney” or “Grant”, of whom understand as follows:

**WHEREAS**, Julian A. Grant has accepted an offer of employment as City Attorney of the City of Kyle; and

**WHEREAS**, City desires to appoint Julian Grant as City Attorney of the City of Kyle as provided by Section 7.10 of the City Charter; and

**WHEREAS**, the City Council of the City of Kyle desires to clearly establish the terms and conditions of his employment and conditions of his voluntary or involuntary termination; and

**WHEREAS**, the City Council of the City of Kyle desires to clearly establish the procedures and responsibilities of performance evaluations;

**NOW, THEREFORE**, in consideration of the mutual covenant herein contained and other good and valuable consideration, it is agreed as follows:

**AGREEMENT**

**1. General**

City hereby agrees to engage Julian A. Grant as City Attorney of the City of Kyle, Texas, to perform the functions and duties outlined in Exhibit A, Job Description, which is incorporated herein by reference for all purposes and by the City Code of Ordinances as adopted by the City of Kyle setting out his powers and duties. City Council has appointed Julian Grant as City Attorney for an indefinite term and may remove him at any time subject to the provisions of this agreement. Grant agrees to commence work for the City of Kyle as City Attorney on **December 1, 2012?**

**2. Compensation**

- (a) City agrees to pay Attorney an annual salary in the amount of **\_\_\_\_\_ thousand dollars (\$??,000)** for his services in installments at the same time as other employees of the City are paid. This salary is inclusive of any other pay authorized by City Personnel Rules. The salary may be amended in such amounts as the City Council may determine by ordinance during the annual City budget process. Health insurance will be provided in the same manner as other employees of the City.
- (b) The City Council agrees to make any necessary budget adjustments to accommodate the compensation as provided herein.
- (c) Grant’s duties require exclusive and unrestricted use of a vehicle. The City agrees to pay to the Attorney the sum of **\$200 per month**, as a vehicle allowance. Grant shall

maintain a vehicle during the term of this Agreement, which shall be available for his exclusive and unrestricted use in the performance of his duties hereunder. The Attorney shall be responsible for paying for liability, property damage, and comprehensive insurance coverage upon such vehicle and shall further be responsible for all expenses attendant to the purchase, operation, maintenance, repair, and regular replacement of said vehicle.

- (d) The City hereby agrees to budget and to pay for travel and subsistence expenses of Attorney for professional and official travel, meetings, and occasions adequate to continue the professional development of Attorney and to adequately pursue necessary official and other functions for City, including but not limited to Texas Municipal League, Texas City Attorney Association and such other national, regional, state, and local governmental groups and committees thereof which Attorney participates. The expenditure for these expenses shall be set by the City Council through the budget process.
- (e) Grant shall be provided a city cell phone or a budgeted monthly amount of \$\_\_\_\_\_ per month to reimburse Attorney for maintaining a cell phone that he shall use as necessary for city business.

### **3. Hours of Work & Additional Personnel**

It is recognized and acknowledged by both Attorney and City, that the Office of City Attorney requires employee's undivided attention and devotion of time, energy and effort, to the business of the City within the normal office hours of the City. It is also understood by the parties that Attorney will be considered on duty at other times when the need arises, save and except when Attorney is on official leave, as documented in the same manner as other employees. In furtherance of this condition of employment, Grant shall, when not present in his office, be available and on call, to attend his duties as though he was present. Grant shall, when on official leave status, shall so inform, in writing, the Mayor and City Manager.

### **4. Termination**

- (a) **Involuntary.** In the event of Grant's involuntary separation as City Attorney after the first year of this Agreement, Grant shall be entitled to receive a lump sum cash payment equal to two (2) months base salary plus the value of vacation leave accrued by the City Attorney prior to the termination, provided however, that in the event Grant is terminated because of his arrest, indicted or conviction for a crime of moral turpitude then, in that event, City shall have no obligation to pay the aggregate severance sum designated in this paragraph. Involuntary separation as used in this paragraph means his discharge or dismissal by the City Council.
- (b) **Voluntary.** Before voluntarily resigning his position, Grant agrees to give the City Council at least thirty (30) days notice in writing of his intention to resign, stating the reasons for his resignation. No severance will be paid upon a voluntary termination.

## **5. Performance Evaluation**

It will be the responsibility of Grant to work with the Mayor and City Manager in the development of specific performance criteria within six months of his appointment date. Once criteria are developed, it shall be presented to the Council for review and approval. The Council shall review and evaluate the performance of the City Attorney at least once annually utilizing the specific performance criteria approved by the Council. This annual review may occur in advance of the adoption of the City annual budget. The Council may increase the base salary and benefits of Grant in such amount and to such extent as the Council may determine is desirable on the basis of the City Attorney's performance in accordance to the performance criteria adopted by Council. At least once every year, the Council shall review the City Attorney's performance in writing.

## **6. Annual Leave and Holidays**

Grant will be provided Annual Leave in the same manner as other employees of the City. Upon termination, voluntary or involuntary, Grant shall be reimbursed his actual Annual Leave balance, in the same manner of payment as other employees of the City. Sick Leave, holidays, leave policies, and other benefits, not otherwise set out in this agreement or ordinance authorizing his employment shall be governed by the City's Personnel Policy.

## **7. Conflict of Interest Prohibition**

The Attorney shall not, during the Term(s) of this Agreement, individually, as a partner, joint venture, officer or shareholder, invest or participate in any business venture conducting business in the corporate limits of the City or seeking to do business with the City, except for stock ownership in a company whose capital stock is publicly held and regularly traded on any stock exchange, without the prior written approval of the Council. Additionally, for so long as this Agreement is in effect, Attorney shall not violate any applicable state or local conflict of interest and anti-nepotism laws, ordinances, or policies.

## **8 Other Terms and Conditions**

- (a) To the fullest extent permitted by law, City shall defend, save harmless and indemnify Employee against any tort, professional liability claim or demand or other legal action, whether groundless or otherwise, arising out of an alleged act or omission occurring in the performance of Employee's duties as City Attorney, and shall obtain and keep in full force and effect liability insurance, or risk pool coverage, including errors and omissions coverage on a "per occurrence" basis, in sufficient amounts to assure accomplishment of such hold harmless and indemnification; provided that this section shall not be construed as creating any right, cause of action, or claim or waiver or estoppel on behalf of any third party, nor shall it be construed as a waiver or modification of the availability of the defense of governmental immunity or any other legal defense available to either the City or Employee or any third party; and provided further that City shall not indemnify and hold harmless the City Attorney from and with respect to any claim for liability for which the conduct of the City Attorney is found by the courts to the grossly negligent or intentionally wrongful conduct.



- (c) In the event any one or more of the sections, provisions or clauses contained herein shall for any reason be held to be invalid, illegal or unenforceable in any respect, such invalidity, illegality or unenforceability shall not affect any other provision of this Agreement, but this Agreement shall be construed as if such invalid, illegal or unenforceable provision had not been contained herein.
- (d) This agreement is intended as a full complete expression of, and constitutes the entire agreement between the parties with respect to the subject matter. All prior agreements, promises, representations, terms and conditions, both oral and written, are merged and incorporated into this agreement, and no such oral or written understandings, agreements, promises, representations, terms or conditions not specifically set forth in this agreement shall be binding upon the City and Attorney.
- (e) This Agreement contains the entire agreement between the parties respecting the subject matter. This Agreement may not be altered, amended, or modified except in writing signed by all parties to this Agreement. No official, agent, employee, or representative of the City has the authority to alter, amend, or modify the terms of this Agreement, except in accordance with express authority as may be respectively granted by the City Council.
- (f) This Agreement shall be construed in accordance with the laws of the State of Texas

EXECUTED in this the \_\_\_\_\_ day of November 2012.

**City of Kyle, Texas**

\_\_\_\_\_  
Lucy Johnson  
Mayor

**City Attorney:**

\_\_\_\_\_  
Julian A. Grant  
City Attorney

**ATTEST:**

\_\_\_\_\_  
Amelia Sanchez, City Secretary

**Exhibit A**



## **CITY OF KYLE**

An Equal Opportunity Employer  
JOB DESCRIPTION

Position: ***City Attorney***

Employment Status: **Full-time/Appointed**  
FLSA Status: **Exempt**

Department: **Administration**  
Reports To: **City Council**

Supervises: **0**

**GENERAL STATEMENT:**

The City Attorney is appointed and serves at the pleasure of the City Council. The City Attorney serves as legal counsel for the City of Kyle as provided in the City Charter. In this capacity, the City Attorney is available to provide legal advice to and representation of the Mayor, City Council, City Manager, City Secretary, City Directors, City Employees and City Boards and Commissions on issues relating to municipal law, litigation and legal instruments binding the City to financial agreements and obligations. Is also responsible for directing prosecution activities.

**ESSENTIAL FUNCTIONS:**

- Prosecutes violations in Municipal Court;
- Attends regular and special meetings of City Council and City Boards and Commissions as required to provide legal advice;
- Prepares and reviews correspondence, ordinances, resolutions, contracts, deeds, easements, affidavits, liens, releases, memoranda of law and other legal documents;
- Issues oral and written legal recommendations;
- Represents the City in litigation and/or coordinates the representation of the City by legal specialist or TML-IRP appointed attorney;
- Keeps informed on state and federal legislation, regulations, and judicial decisions affecting the operations of the City. Advises City Council and City Manager on recommended changes required by these decisions;
- Provides legal counsel to the City management team and departments;
- Responds to communications from the public relative to legal matters, city code, etc.;
- Investigates complaints and claims by or against the City;

- Directs prosecution activities and sets policy for handling of misdemeanor cases;
- Attend regular City council meetings twice per month; attends special meetings and work sessions as scheduled; attend meetings of Ethics Review Commission, Charter Review Commission and other Board & Commissions meeting as needed.
- Supervise outside legal counsel approved by the City Council.
- Handle any and all other legal matters assigned by the City Council.

### **Community Relations**

- Attends staff, committee, and Council meetings, participating as warranted.
- Assists and participates in the resolution of conflicts.
- Maintains desired working relationship with City Manager.
- Provides support to other city department programs and/or activities.
- Maintains a professional working relationship with other Federal, State, and local government agencies.
- Reviews all city programs and policies to ensure that desired service levels are provided to the citizens of Kyle and non-citizens within the City of Kyle

### **OTHER DUTIES AND RESPONSIBILITIES:**

- Performs all other duties as duly assigned by the City Manager.

### **REQUIRED KNOWLEDGE, SKILLS, AND ABILITIES:**

*Knowledge of:* City Codes and Charter; legal principles and practices; established precedents and sources of legal reference applicable to City activities; methods of legal research; criminal and civil judicial procedures; and real estate and eminent domain procedures.

*Ability to:* analyze and apply legal principles and precedents to local government; effectively communicate, both orally and in writing and establish effective working relationships with Mayor, City Council, City Manager, Directors, Commission/Board members, and the general public on legal matters; mediate effectively between conflicting parties; and prepare clear and concise reports.

### **QUALIFICATIONS, EXPERIENCE AND/OR CERTIFICATION REQUIREMENTS:**

Requires a four year college degree and doctorate in Jurisprudence from an accredited law school; experience with Texas law involving municipal law and the Texas Local Government Code with a minimum of five years experience practicing municipal law. Civil Service and Meet & Confer experience. **Must possess or be able to obtain a valid Texas Driver's License and be eligible for coverage under the City of Kyle vehicle insurance provider. Must be bondable in an amount as determined by City Council and/or City Manager.** Must be licensed to practice law in Texas by State Bar of Texas and membership must be in good standing.

---

This position description in no manner states or implies that these are the only duties and responsibilities to be performed by the position incumbent.



# CITY OF KYLE, TEXAS

Attorney Services (Frank Garza)

**Meeting Date:**  
**11/20/2012**  
**Date time: 7:00 PM**

**Subject/Recommendation:** Consideration and Possible Action to Approve an Agreement for Legal Services with the Law Offices of Davidson Troilo Ream & Garza, P.C. to perform legal services on an as needed basis in connection with providing legal advice and opinions, prosecuting, defending, or drafting documents on behalf of the City of Kyle, Texas ~ *Lanny Lambert, City Manager*

**Other Information:**

**Budget Information:**

---

Viewing Attachments Requires Adobe Acrobat. [Click here](#) to download.

Attachments / click to download

[City of Kyle Agreement for Legal Services](#)

---

STATE OF TEXAS           §  
COUNTY OF BEXAR       §

## AGREEMENT FOR LEGAL SERVICES

The Law offices of Davidson Troilo Ream & Garza, P.C. (Law Firm) is hereby contracted to perform legal on an as needed basis in connection with providing legal advice and opinions, prosecuting, defending, or drafting documents on behalf of the CITY OF KYLE, TEXAS (City).

1. The City engages the Law Firm on an as needed basis for general representation, special projects, litigation, and as may be needed, municipal court prosecution. The City Attorney, in consultation with the City Manager, shall direct any work required to be completed.
2. This Agreement shall be effective on December 1, 2012 after being duly approved by the City Council. Agreement may be terminated with ten (10) days notice by either party.
3. Frank Garza will be the lead attorney in the Representation of the City and coordinate all work with the City Attorney. The City may call, write or e-mail Frank Garza whenever the City has any questions about the Representation. Other attorneys from the Law Firm, as listed below, are authorized to participate in the Representation of the City. Legal fees in the Representation will be based on the time spent by authorized attorneys. Hourly rates for services in connection with the Representation, as previously agreed upon between City and Law Firm, are noted for each authorized individual at the following hourly rates:

**General Representation and Special Projects:**

|                |               |
|----------------|---------------|
| Frank J. Garza | \$200.00/Hour |
| Richard O'Neil | \$200.00/Hour |
| Steve M. Pena  | \$175.00/Hour |
| W. Cody Faulk  | \$175.00/Hour |

**Water Rights**

|                 |               |
|-----------------|---------------|
| Patrick Lindner | \$250.00/Hour |
|-----------------|---------------|

**Litigation:**

|                              |               |
|------------------------------|---------------|
| Preparation Time – Attorneys | \$200.00/Hour |
| Court Room Time – Attorneys  | \$225.00/Hour |

**Municipal Court Prosecution (If needed):**

|                |               |
|----------------|---------------|
| Lisa Gonzalez  | \$150.00/Hour |
| Steven M. Pena | \$150.00/Hour |
| W. Cody Faulk  | \$125.00/Hour |

**Support:**

|                     |               |
|---------------------|---------------|
| Paralegal/Law Clerk | \$ 65.00/Hour |
| Copies              | .10/per copy  |
| Clerical staff      | No Cost       |
| Delivery Expenses   | At Cost       |
| Travel Time         | ½ Hourly Rate |
| Mileage to Meetings | IRS Cost      |
| Electronic Research | \$15/Hour     |

4. **Non-Compensable Fees:** Fees for the following tasks or activities will not be compensated unless specifically authorized in writing by the City Attorney or City Manager:
  - a. Services that are clerical in nature, such as word processing, regardless of who performs such services or at what rate they are performed (normal, temporary or overtime);
  - b. Repetitive file review;
  - c. Duplicative tasks;
  - d. File or document organization;
  - e. Preparing and processing invoices;
  - f. Responding to audit inquiries;
  - g. Conferences involving attorneys, paralegals and other personnel from the firm, which involve routine administrative coordinating or assignment related matters;
  - h. Time spent upon reassignment of a matter to another attorney, in familiarizing that attorney with the file;
  - i. Charges for opening and/or updating files;
  - j. Work performed by or attendance of multiple attorneys, including by not limited to, attendance of multiple attorneys at any meeting or conference;
  - k. Research of relatively routine matters, which should be within the knowledge of experienced attorneys or research in excess of ten (10) hours; and
  - l. Time spent training lawyers on applicable substantive law.
5. The Law Firm agrees that for any extensive legal project assigned that is estimated to cost more than five thousand dollars (\$5,000), Law Firm will provide the City Attorney an estimated budget and time line to complete said work. No work shall commence on said project until Law Firm receives written approval to proceed from the City Attorney or City Manager.
6. City agrees to pay all disbursements reasonably necessary for the proper performance of the legal service performed by the Law Firm and as requested by the City, including without limitation: investigations, expert and other witness fees, court costs, court reporter transcripts and services, courier or messenger services, recording and certifying documents, computer research, long distance telephone charges, fax charges, postage expenses, and copying costs. The City shall not pay for the attendance of more than one attorney of the firm at any meeting or negotiation session, unless approved in advance by the City Manager. Phone calls to the Law Firm from designated City officials will be billed at a tenth of an hour for every six (6) minutes
7. The City may, if unsatisfied with the services for any reason, discharge the Law Firm at any time with ten (10) days written notice; however, it is understood and agreed that the City will pay Law Firm at time of discharge all fees and expenses then due, calculated at hourly rates set forth. Discharge or withdrawal requires written notice mailed or delivered to the contact address contained herein.
8. All invoices for professional services shall be submitted on Law Firm's letterhead and should describe in reasonable detail, the services performed, the time spent, the applicable billing rate and the attorney or legal assistant performing said services. The

City will make payment to the firm within thirty (30) days of its receipt of each invoice. If additional time is needed to make payment, City shall contact principal attorney and notify him of expected date of payment.

9. It is agreed and understood that all files, reports, including documents, legal memoranda and correspondence produced under this Agreement are the property of the City, and upon termination, shall be forwarded to the City, at no expense to the City, as directed by the Mayor or City Manager. A copy of the information may be retained by Law Firm at Law Firm's own expense.
10. All notices or other communications between the parties shall be sent to the following contacts:

**City:**

City Manager  
 City Attorney  
 City of Kyle, Texas  
 100 W. Center, P.O. Box 40  
 City of Kyle, Texas 78640  
 Tel: (512) 262-1010

**Law Firm:**

Frank J. Garza  
 Law Offices of Davidson Troilo Ream &  
 Garza, A Professional Corporation  
 7500 West IH-10, Suite 800  
 San Antonio, Texas 78229  
 Tel: (210) 349-6484

11. It is agreed and understood that Law Firm neither makes nor shall make any guarantee as to the outcome of any litigation or proceeding in court or otherwise. The parties acknowledge reading and reviewing this Agreement and receipt of a signed copy. The parties understand, agree, and accept all of the terms.
12. It is further agreed that the Law Firm shall continue to practice in full accordance with the Texas Rules of Disciplinary Conduct. The Law Firm advises the City that in the event of a conflict of interest in representation of the City and another party, the Law Firm has always interpreted the Rules to require the Law Firm to refrain from representing either party, and has universally followed that interpretation. The City provides legal representation not only for itself, but in some cases, also to its officers, elected or appointed officials, board or commission members, and employees when such persons are acting within the scope of their duties or employment. **Law firm may not represent any person or other entity in any matter or engagement where the City has an interest and the interests of such person or entity actually or potentially conflict with the City's interest.** Immediately upon receipt of an assignment, Law Firm will perform a conflicts check and inform the City Attorney, in writing, of any actual or potential conflict of interest or provide a statement that no conflicts exist. In the event an identified conflict cannot be resolved to the City's Attorney's satisfaction, the City may decline to use the Law Firm. **In the event Law Firm determines there is such a conflict of interest or potential conflict of interest after the Representation commences, he/she must notify the City Attorney, in writing, immediately.**

13. Law Firm acknowledges that it is informed that Texas law prohibits contracts between the City and any local public official, and that that prohibition extends to an officer or employee of City boards and commissions and to contracts involving a business entity in which the official has a substantial interest, as defined by Texas law, it is reasonably foreseeable that an action on the matter would confer an economic benefit on a business entity. Law Firm certifies that neither it, its individual officers, employees or agents, nor any person having a substantial interest in this contract is any officer or employee of City or any of its agencies.
14. All complete and final drafts of agreement(s), documents, legal memoranda, correspondence, reports, information and other data given to, prepared or assembled by Law Firm in furtherance of work performed on behalf of the City, and any other related documents or items, shall become the sole property of the City and shall be delivered to the City, without restriction on future use,. Law Firm may make copies of any and all documents for its files, at its sole cost and expense.

**DATED** this \_\_\_\_\_ day of November, 2012.

\_\_\_\_\_  
 Mayor Lucy Johnson  
 City of Kyle, Texas

\_\_\_\_\_  
 Frank J. Garza, Partner  
 Law Offices of Davidson Troilo Ream &  
 Garza, A Professional Corporation

**ATTEST:**

\_\_\_\_\_  
 City Secretary





# CITY OF KYLE, TEXAS

## Council Meetings Master Calendar for 2013

**Meeting Date:**  
**11/20/2012**  
**Date time: 7:00 PM**

**Subject/Recommendation:** Discussion and Adoption of City Council Meetings Master Calendar for 2013 ~ *Lanny Lambert, City Manager*

**Other Information:** Staff has provided a 2013 month by month calendar with all the holidays observed by the city and all the scheduled city council meetings. There are 3 scheduled meetings with conflicts: Tuesday January 1, 2013 (New Year's Day). Staff recommends rescheduling this meeting to Wednesday, January 2, 2013. The second conflict is on Tuesday, October 1, 2013, the date for National Night Out and staff recommends rescheduling to Wednesday, October 2nd, and the final date with a conflict is November 5th, 2013, which is election day and staff recommends moving this meeting to Wednesday, November 6th.

### **Budget Information:**

---

Viewing Attachments Requires Adobe Acrobat. [Click here](#) to download.

Attachments / click to download

 [Council Meetings Master Calendar for 2013](#)

---

| ~ January 2013 ~           |   |  |                               |           |               |            |
|----------------------------|---|--|-------------------------------|-----------|---------------|------------|
| ◀ December                 |   |  |                               |           |               | February ▶ |
| Sun                        | Mon   | Tue  | Wed                           | Thu       | Fri           | Sat        |
|                            |   | <b>1</b> New Year's Day<br>City Offices Closed | <b>2</b> City Council Meeting | <b>3</b>  | <b>4</b>      | <b>5</b>   |
| <b>6</b>                   | <b>7</b>  | <b>8</b>                                       | <b>9</b>                      | <b>10</b> | <b>11</b>     | <b>12</b>  |
| <b>13</b>                  | <b>14</b>   | <b>15</b> City Council Meeting                 | <b>16</b>                     | <b>17</b> | <b>18</b>     | <b>19</b>  |
| <b>20</b> Inauguration Day | <b>21</b> Martin Luther King<br>City Offices Closed | <b>22</b>                                      | <b>23</b>                     | <b>24</b> | <b>25</b>     | <b>26</b>  |
| <b>27</b>                  | <b>28</b>   | <b>29</b>                                      | <b>30</b>                     | <b>31</b> | <b>Notes:</b> |            |

| ~ February 2013 ~ |   |                            |     |     |        |         |
|-------------------|---|----------------------------|-----|-----|--------|---------|
| ◀ January         |   |                            |     |     |        | March ▶ |
| Sun               | Mon                                       | Tue                        | Wed | Thu | Fri    | Sat     |
|                   |   |                            |     |     | 1      | 2       |
| 3                 | 4   | 5<br>City Council Meeting  | 6   | 7   | 8      | 9       |
| 10                | 11  | 12                         | 13  | 14  | 15     | 16      |
| 17                | 18 Presidents' Day<br>City Offices Closed | 19<br>City Council Meeting | 20  | 21  | 22     | 23      |
| 24                | 25  | 26                         | 27  | 28  | Notes: |         |

| ~ March 2013 ~ |               |                            |     |     |     |         |
|----------------|---------------|----------------------------|-----|-----|-----|---------|
| ◀ February     |               |                            |     |     |     | April ▶ |
| Sun            | Mon           | Tue                        | Wed | Thu | Fri | Sat     |
|                |               |                            |     |     | 1   | 2       |
| 3              | 4             | 5<br>City Council Meeting  | 6   | 7   | 8   | 9       |
| 10             | 11            | 12                         | 13  | 14  | 15  | 16      |
| 17             | 18            | 19<br>City Council Meeting | 20  | 21  | 22  | 23      |
| 24             | 25            | 26                         | 27  | 28  | 29  | 30      |
| 31             | <b>Notes:</b> |                            |     |     |     |         |

| ~ April 2013 ~ |                        |                            |        |     |     |       |
|----------------|------------------------|----------------------------|--------|-----|-----|-------|
| ◀ March        |                        |                            |        |     |     | May ▶ |
| Sun            | Mon                    | Tue                        | Wed    | Thu | Fri | Sat   |
|                | 1                      | 2<br>City Council Meeting  | 3      | 4   | 5   | 6     |
| 7              | 8                      | 9                          | 10     | 11  | 12  | 13    |
| 14             | 15 Tax Day (Taxes Due) | 16<br>City Council Meeting | 17     | 18  | 19  | 20    |
| 21             | 22                     | 23                         | 24     | 25  | 26  | 27    |
| 28             | 29                     | 30                         | Notes: |     |     |       |

| ~ May 2013 ~ |   |                            |     |     |     |                         |
|--------------|---|----------------------------|-----|-----|-----|-------------------------|
| ◀ April      |   |                            |     |     |     | June ▶                  |
| Sun          | Mon                                       | Tue                        | Wed | Thu | Fri | Sat                     |
|              |   |                            | 1   | 2   | 3   | 4                       |
| 5            | 6   | 7<br>City Council Meeting  | 8   | 9   | 10  | 11<br>City Election Day |
| 12           | 13  | 14                         | 15  | 16  | 17  | 18                      |
| 19           | 20  | 21<br>City Council Meeting | 22  | 23  | 24  | 25                      |
| 26           | 27<br>Memorial Day<br>City Offices Closed | 28                         | 29  | 30  | 31  | Notes:                  |

| ~ June 2013 ~ |               |                            |     |     |     |        |
|---------------|---------------|----------------------------|-----|-----|-----|--------|
| ◀ May         |               |                            |     |     |     | July ▶ |
| Sun           | Mon           | Tue                        | Wed | Thu | Fri | Sat    |
|               |               |                            |     |     |     | 1      |
| 2             | 3             | 4<br>City Council Meeting  | 5   | 6   | 7   | 8      |
| 9             | 10            | 11                         | 12  | 13  | 14  | 15     |
| 16            | 17            | 18<br>City Council Meeting | 19  | 20  | 21  | 22     |
| 23            | 24            | 25                         | 26  | 27  | 28  | 29     |
| 30            | <b>Notes:</b> |                            |     |     |     |        |

| ~ July 2013 ~ |     |                            |     |   |     |          |
|---------------|-----|----------------------------|-----|---|-----|----------|
| ◀ June        |     |                            |     |   |     | August ▶ |
| Sun           | Mon | Tue                        | Wed | Thu                                       | Fri | Sat      |
|               | 1   | 2<br>City Council Meeting  | 3   | 4 Independence Day<br>City Offices Closed | 5   | 6        |
| 7             | 8   | 9                          | 10  | 11  | 12  | 13       |
| 14            | 15  | 16<br>City Council Meeting | 17  | 18  | 19  | 20       |
| 21            | 22  | 23                         | 24  | 25  | 26  | 27       |
| 28            | 29  | 30                         | 31  | Notes:                                    |     |          |



| ~ August 2013 ~ |     |                            |     |     |     |             |
|-----------------|-----|----------------------------|-----|-----|-----|-------------|
| ◀ July          |     |                            |     |     |     | September ▶ |
| Sun             | Mon | Tue                        | Wed | Thu | Fri | Sat         |
|                 |     |                            |     | 1   | 2   | 3           |
| 4               | 5   | 6<br>City Council Meeting  | 7   | 8   | 9   | 10          |
| 11              | 12  | 13                         | 14  | 15  | 16  | 17          |
| 18              | 19  | 20<br>City Council Meeting | 21  | 22  | 23  | 24          |
| 25              | 26  | 27                         | 28  | 29  | 30  | 31          |

| ~ September 2013 ~ |                                    |                         |     |     |     |           |
|--------------------|------------------------------------|-------------------------|-----|-----|-----|-----------|
| ◀ August           |                                    |                         |     |     |     | October ▶ |
| Sun                | Mon                                | Tue                     | Wed | Thu | Fri | Sat       |
| 1                  | 2 Labor Day<br>City Offices Closed | 3 City Council Meeting  | 4   | 5   | 6   | 7         |
| 8                  | 9                                  | 10                      | 11  | 12  | 13  | 14        |
| 15                 | 16                                 | 17 City Council Meeting | 18  | 19  | 20  | 21        |
| 22                 | 23                                 | 24                      | 25  | 26  | 27  | 28        |
| 29                 | 30                                 | <b>Notes:</b>           |     |     |     |           |

| ~ October 2013 ~ |   |                                      |                                      |                                       |                                       |            |
|------------------|---|--------------------------------------|--------------------------------------|---------------------------------------|---------------------------------------|------------|
| ◀ September      |   |                                      |                                      |                                       |                                       | November ▶ |
| Sun              | Mon   | Tue                                  | Wed                                  | Thu                                   | Fri                                   | Sat        |
|                  |   | <b>1</b><br>National Night<br>Out    | <b>2</b><br>City Council<br>Meeting  | <b>3</b>                              | <b>4</b>                              | <b>5</b>   |
| <b>6</b>         | <b>7</b>                                      | <b>8</b><br>TML Annual<br>Conference | <b>9</b><br>TML Annual<br>Conference | <b>10</b><br>TML Annual<br>Conference | <b>11</b><br>TML Annual<br>Conference | <b>12</b>  |
| <b>13</b>        | <b>14</b> Columbus Day<br>City Offices Closed | <b>15</b><br>City Council<br>Meeting | <b>16</b>                            | <b>17</b>                             | <b>18</b>                             | <b>19</b>  |
| <b>20</b>        | <b>21</b>                                     | <b>22</b>                            | <b>23</b>                            | <b>24</b>                             | <b>25</b>                             | <b>26</b>  |
| <b>27</b>        | <b>28</b>                                     | <b>29</b>                            | <b>30</b>                            | <b>31</b> Halloween                   | <b>Notes:</b>                         |            |

| ~ November 2013 ~ |   |                            |                           |  |                           |            |
|-------------------|---|----------------------------|---------------------------|--|---------------------------|------------|
| ◀ October         |   |                            |                           |  |                           | December ▶ |
| Sun               | Mon                                     | Tue                        | Wed                       | Thu                                    | Fri                       | Sat        |
|                   |   |                            |                           |  | 1                         | 2          |
| 3                 | 4                                       | 5 Election Day             | 6<br>City Council Meeting | 7                                      | 8                         | 9          |
| 10                | 11 Veterans' Day<br>City Offices Closed | 12                         | 13                        | 14                                     | 15                        | 16         |
| 17                | 18                                      | 19<br>City Council Meeting | 20                        | 21                                     | 22                        | 23         |
| 24                | 25                                      | 26                         | 27                        | 28 Thanksgiving<br>City Offices Closed | 29<br>City Offices Closed | 30         |

More Holiday Calendars from WinCalendar: [2013 Holiday Calendar](#), [2014 Holiday Calendar](#), [Holiday Calendar](#)

| ~ December 2013 ~ |     |   |   |     |     |           |
|-------------------|-----|---|---|-----|-----|-----------|
| ◀ November        |     |   |   |     |     | January ▶ |
| Sun               | Mon | Tue                                     | Wed                                     | Thu | Fri | Sat       |
| 1                 | 2   | 3<br>City Council Meeting               | 4                                       | 5   | 6   | 7         |
| 8                 | 9   | 10                                      | 11                                      | 12  | 13  | 14        |
| 15                | 16  | 17<br>City Council Meeting              | 18                                      | 19  | 20  | 21        |
| 22                | 23  | 24 Christmas Eve<br>City Offices Closed | 25 Christmas Day<br>City Offices Closed | 26  | 27  | 28        |
| 29                | 30  | 31                                      | <b>Notes:</b>                           |     |     |           |



# CITY OF KYLE, TEXAS

## Local Government Corporations Resolution

**Meeting Date:**  
**11/20/2012**  
**Date time: 7:00 PM**

**Subject/Recommendation:** A RESOLUTION OF THE CITY OF KYLE, TEXAS, SUPPORTING CAPITAL METRO IN ITS PURSUIT OF LEGISLATION TO ALLOW TRANSIT AUTHORITIES TO CREATE LOCAL GOVERNMENT CORPORATIONS AS A VOLUNTARY TOOL TO ALLOW CAPITAL METRO TO PROVIDE PUBLIC TRANSPORTATION SERVICE WITHOUT HAVING TO SUPPLANT A JURISDICTION'S EXISTING SALES TAX ~ *Jerry Hendrix, Director of Community Development*

**Other Information:** This resolution provides support for Capital Metro's efforts to gain legislative approval to create a new funding source to jurisdictions to participate in the transit agency.

**Budget Information:** There is no impact on this year's budget

---

Viewing Attachments Requires Adobe Acrobat. [Click here](#) to download.

**Attachments / click to download**

- [Local Government Corporation PPT](#)
  - [Local Government Corporations Resolution](#)
-

**RESOLUTION NO. \_\_\_\_\_**

**A RESOLUTION OF THE CITY OF KYLE, TEXAS, SUPPORTING CAPITAL METRO IN ITS PURSUIT OF LEGISLATION TO ALLOW TRANSIT AUTHORITIES TO CREATE LOCAL GOVERNMENT CORPORATIONS AS A VOLUNTARY TOOL TO ALLOW CAPITAL METRO TO PROVIDE PUBLIC TRANSPORTATION SERVICE WITHOUT HAVING TO SUPPLANT A JURISDICTION'S EXISTING SALES TAX.**

**Whereas**, the 2010 Census adjustments changed the City of Kyle from a designation of rural to urban, effectively limiting public transportation funding support from the State; and

**Whereas**, this designation also places the City of Kyle in a transit district currently serviced by Capital Metro; and,

**Whereas**, traffic congestion costs our region, both people and businesses, time and money, and diminishes our quality of life, and;

**Whereas**, high-capacity transit has a key role to play in improving mobility in Central Texas by providing reliable alternatives to single-occupancy vehicles, and;

**Whereas**, Capital Metro in partnership with Capital Area Metropolitan Planning Organization (CAMPO) has been researching possible tools to improve regional public transportation and determine funding sources for regional plans, and:

**Whereas**, Capital Metro is seeking support from jurisdictions outside its service area as they seek legislative action to create local government corporations (LGC). The City sees LGC as an important means to help provide a seamless regional transportation network, and;

**Whereas**, Local Government Corporations (LGC) is a voluntary tool being considered along with others to meet the goal of Capital Metro to provide regional service and one of the goals of the non-member communities to have a voice in public transportation decision making through an appointed board of directors, and:

**Whereas**, a LGC does not create a new funding source but will allow Capital Metro to use designated federal funds in partnership with a jurisdictions general fund, 4b sales tax, private sector or other nonprofit organization funding.

**NOW, THEREFORE, BE IT RESOLVED BY THE CITY COUNCIL OF THE CITY OF KYLE, HAYS COUNTY, TEXAS, THAT:**

**The City of Kyle supports Capital Metro in its pursuit of legislation that allows transit authorities to create local government corporations, a voluntary tool that would allow Capital Metro to provide public transportation service without having to supplant a jurisdiction's existing sales tax.**

**Section 1. Findings.** The following recitals are hereby found to be true and correct and are hereby adopted by the City Council and made a part hereof for all purposes as findings of fact.

**Section 2. Authorization.** The City Manager is hereby authorized to work with other jurisdictions and Capital Metro to explore alternative funding sources and mechanisms for public transportation in Kyle.

**Section 3. Future Budget Amendment.** Through the approval of this Resolution, the City Council does hereby acknowledge and agree that this item does not specifically impact the *FY20012-13 City of Kyle Annual Operating Budget*; and that no budget amendment is required for this item.

**Section 4. Certification of Funds.** The City Manager and/or Finance Director do hereby certify, in compliance with the specific requirements of Article VIII, Section 8.10 of the *Kyle City Charter*, that there is to the credit of such office, department, or agency as described herein sufficient unencumbered funds and appropriations, as approved in the aforementioned *Operating Budget*, to pay for the supplies, materials, equipment, and/or contractual services that are the subject matter of this Resolution.

**Section 5. Effective Date.** This Resolution shall take effect from and after the date of its passage as authorized by the Charter of the City of Kyle.

**Section 6. Open Meetings.** That it is hereby officially found and determined that the meeting at which this Resolution is passed was open to the public as required and that public notice of the time, place, and purpose of said meeting was given as required by the Open Meetings Act, Chapter 551, Local Government Code.

**FINALLY PASSED AND APPROVED on this the \_\_\_\_ day of \_\_\_\_\_, 2012.**

**ATTEST:**

**THE CITY OF KYLE, TEXAS**

\_\_\_\_\_  
Amelia Sanches, City Secretary

\_\_\_\_\_  
Lucy Johnson, Mayor

City of Kyle Resolution No. \_\_\_\_\_



# Recommendations for Addressing the Capital Metro Service Area / Urbanized Area Disconnect as it relates to Regional Transit Funding

## Three Ways to Go...Maybe More

- Service Expansion Policy
- Direct Recipient
- Sub-recipient

Hopefully after a successful legislative session...

- Local Government Corporations

## Service Expansion Policy

The Capital Metro Service Expansion Policy allows CMTA to provide service through an interlocal agreement between the jurisdiction and the CMTA. The jurisdiction would pay the cost of service, with a credit given to the jurisdiction for 5307 eligible expenses.

## Direct Recipient

A jurisdiction would be able to receive 5307 funds from FTA for eligible expenses. Like CMTA, the jurisdiction would be fully responsible for the management of the funds, assuming all responsibility for compliance and local match.

## Sub-Recipient

The jurisdiction may contract directly with a service provider and seek reimbursement for the federal portion of 5307 eligible expenses through CMTA. CMTA will make available to the sub-recipient the CMTA negotiated rates with its contracted service providers.

## Local Government Corporation

A local government corporation is a separate and independent corporate entity formed by a municipality or county to act on behalf of the local government. The LGC has the powers and privileges of a transportation & nonprofit corporation:

- buy, assemble, and sell land.
- accept tax-deductible donations, including monetary and land grants.
- issue bonds with city or county credit upon approval by the governing body.



# CITY OF KYLE, TEXAS

## City Managers Report

**Meeting Date:**  
**11/20/2012**  
**Date time: 7:00 PM**

**Subject/Recommendation:** Update on Various Capital Improvement Projects, Road Projects, Building Program, and/or General Operational Activities ~ *Lanny Lambert, City Manager*

- Discuss 2013 Legislative Priorities

**Other Information:**

**Budget Information:**

---

Viewing Attachments Requires Adobe Acrobat. [Click here](#) to download.

Attachments / click to download

---



# CITY OF KYLE, TEXAS

## 2012 PARD Annual Activity Report

**Meeting Date:**  
**11/20/2012**  
**Date time: 7:00 PM**

**Subject/Recommendation:** Staff presentation of the Parks and Recreation Department Annual Activity Report ~ *Kerry Urbanowicz, Director of Parks and Recreation*

**Other Information:** Report attached

**Budget Information:** n/a

---

Viewing Attachments Requires Adobe Acrobat. [Click here](#) to download.

Attachments / click to download

[FY2012 PARD Annual Activity Report](#)

---





***KYLE PARKS,  
RECREATION &  
FACILITY ANNUAL  
ACTIVITY REPORT  
FY2011-12***

*Kyle Parks and Recreation Department  
Established October 1, 2000*

## Table of Contents

### *Parks Department's Strategic Goals & Guiding Principals.....*

#### Section 1 – Parks, Facilities, Trails & Open Spaces

|                             |         |
|-----------------------------|---------|
| New Parkland Acquisitions   | page 5  |
| Parkland Inventory          | page 5  |
| Department's Parkland Goals | page 9  |
| New Maintenance Equipment   | page 10 |
| New Construction Projects   | page 11 |
| Annual Maintenance Totals   | page 12 |

#### Section 2 – Recreation Programs

|   |         |
|---|---------|
| New Programs Offered                    | page 13 |
| List Of All Programs Offered            | page 13 |
| Annual Total of Recreation Participants | page 15 |

#### Section 3 – Special Events

|   |         |
|---|---------|
| New Special Events                                | page 16 |
| List Of All Special Events                        | page 16 |
| Annual Total of Special Event Participants        | page 18 |
| Total Participants in Recreation & Special Events | page 18 |

#### Section 4 – Facility Use

|   |         |
|---|---------|
| Facility Use & Reservation Report           | page 19 |
| Grand Total Participants, Guests & Visitors | page 19 |

#### Section 5 – Economic Impact on the Community page 20

#### Section 6 – Marketing and Information page 21

#### Section 7 – Staff Development & Continued Education page 22

#### Section 8 – Recognitions, Awards & Honors (RAH RAH RAH)

|             |         |
|-------------|---------|
| Individuals | page 24 |
| Department  | page 24 |

#### Section 9 – Park Board, Community Service & Friends

|                                 |         |
|---------------------------------|---------|
| Current Park Committee Members  | page 25 |
| Community Service               | page 26 |
| Friends of the Parks Department | page 27 |

## *2012 Departmental Strategic Values & Goals*

The Administrative Staff of the Parks Department held a goals retreat in November of 2011 to discuss the upcoming year. During this workshop, the 2012 event calendar was reviewed and updated, departmental strategic goals and objectives were developed and guiding principals were established. Team building and leadership activities rounded out the retreat.

### **1.Safety:**

To continue improvement of risk management by being proactive.

- a.provide quarterly presentations
- b.provide staff with proper training and certifications
- c.continue to provide incentives to staff for days without accident

### **2.Customer Services:**

To provide outstanding customer service daily.

- a.educate, inform, and cross train all staff so that customers can be helped promptly and effectively
- b.promote all programs and events though effective marketing and media to keep community informed of
  - what the department is providing
    - i.send press releases in a timely manner to all media sources in Kyle and surrounding area
    - ii.utilize technology, i.e. website and email
- c.continue the social networking programs
- d.continue the flippable e-program guide
- e. continue the staff recognition program for outstanding customer service

### **3.Staff Development:**

To make sure all staff gets adequate continuing education and training as well as promoting a positive work atmosphere.

- a.allow all staff to attend at least one workshop, conference or continuing education session of their choice pertaining to their current job duties
- b.review department and staff goals monthly
- c.continue weekly staff meetings and promote an open forum for discussion on any issues or problems
- d.provide staff with the proper time to allow for participation on committees with-in professional and partner organizations

### **4.Park Development:**

To repair, replace and/or maintain parks while continuing the development of new park land.

- a.continue development of early phases of the Plum Creek Preserve project
- b.establish timeline, budget, and projects for the next 5 years, including Parks & Open Space Master Plan
- c.continue to identify concerns and plan for replacement of outdated playscapes

**5.Recreation/Programs:**

To provide well rounded, family friendly programs and events for the community.

- a. provide five new programs for 2012
- b. continue to provide a recreational program for the seniors in the community

**6.Marketing:**

To market the department using our service “mantra”, and promoting the benefits of parks and recreation.

- a.promote our service mantra of "Your Parks and Recreation Department"
- b.make sure that the mantra is on all our promotional materials
- c.once a month put a quote on our webpage that state facts about the benefits of Parks and Recreation
- d.celebrate “July is Parks and Recreation Month” and promote it to the community

**7.Special Events:**

To maintain and improve the quality of our current special events.

- a.attempt to secure sponsorships to cover at least half of the event
- b.market all events through all available media outlets in Kyle and surrounding communities
- c.promote community involvement in all special events

**8.Budget:**

To utilize and manage the current budget effectively while securing alternative funding sources.

- a.research grants for programs and equipment
- b.secure sponsorships for programs and events
- c.continue programs that are self sustaining

**9.Facilities:**

To maximize usage of our existing facilities while keeping them clean and well-maintained.

- a.maximize rental space with current facilities
- b.clean and attractive maintenance yard with zero dollars

## Section 1 – Parks, Facilities, Trails & Open Spaces

### ***New Parkland Acquisitions***

Parkland accepted this year:

0 Acres

0 Acres

***Total Parkland acres acquired this year:***

**0 Acres**

Possible or potential Parkland formally being considered this year:

***Total possible or potential Parkland this year:***

**0 Acres**

### ***Parkland Inventory***

City Square Park, City Hall Yard & Train Depot Park

2 Acres



Gregg-Clarke Park and Maintenance Yard

(Developed)

32 Acres



Steeplechase Park

(Developed)

31 Acres



Waterleaf Park

(Developed)  
(Un-Developed)

20 Acres  
72 Acres



Kyle Vista Park

(Un-Developed)

42 Acres



Post Oak Parkland/Open Space

(Un-Developed)

4 Acres



Four Seasons Farm Parkland/Open Space

(Un-Developed)

5 Acres



Bunton Creek Village Parkland/Open Space

(Un-Developed)

26 Acres



Lake Kyle Preserve

(Un-Developed)  
(Developed)

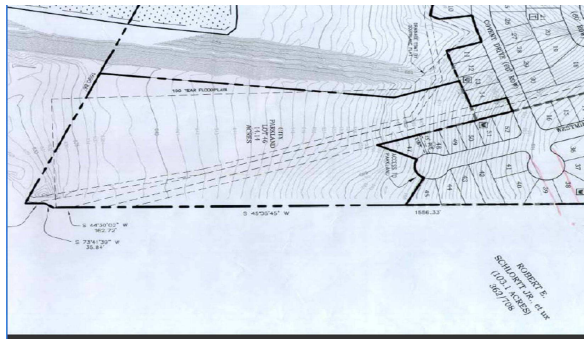
99 Acres  
20 Acres



Kensington Trails Parkland/Open Space

(Un-Developed)

14 Acres



Seton/SCC Parkland/Open Space

(Un-Developed)

45 Acres



Linebarger Lake

(Un-Developed)

52 Acres



Oso Oro Park (255 Creekside Trail)

(Un-Developed)

4 Acres



**Total Parkland/Open Space Developed:**

**103 Acres**

**Total Parkland/Open Space Un-Developed:**

**363 Acres**

**Total Parkland/Open Space in Kyle:**

**466 Acres**

|   |                 |                     |
|---|-----------------|---------------------|
| <b>Private and HOA Parks</b>  | <b>72 Areas</b> | <b>209.46 Acres</b> |
| <i>These private park areas are within the City Limits but are not maintained by the City and access is limited. Includes parks, trails and open spaces</i> |                 |                     |



**Parkland Goals**

The adopted Parks Master Plan has established these goals for the City:

|                          |              |                |
|--------------------------|--------------|----------------|
| Community/Regional Parks | 6 Acres per  | 1000 residents |
| Linear Parks/Trails      | 3 Acres per  | 1000 residents |
| Open Spaces/Preserves    | 15 Acres per | 1000 residents |
| Total Parkland Goal      | 24 Acres per | 1000 residents |

Estimated Residents in Kyle 31,500 residents

|  |  |
|--|--|
| Goal for Parks & Trails (Developed Parkland) | 283.5 Acres                              |
| Actual Parks & Trails (Developed Parkland)   | 103 Acres                                |
| <b>Current Deficit of Developed Parkland</b> | <b>180.5 Acres</b><br><b>36% of goal</b> |

|  |  |
|--|--|
| Goal for Open Spaces & Preserves (Un-Developed Parkland) | 472.5 Acres                              |
| Actual Open Spaces & Preserves (Un-Developed Parkland)   | 363 Acres                                |
| <b>Current Deficit of Un-Developed Parkland</b>          | <b>109.5 Acres</b><br><b>77% of goal</b> |

Total Parkland goal of 24 acres per 1,000 resident is: 756 Acres

Kyle's current total Parkland is: 466 Acres

---

**Kyle is currently in a Parkland Deficit of 290 Acres**

**\*\* The largest deficit is currently in the developed parkland, therefore Staff highly recommends that no further parkland be accepted unless the land enlarges current park or until more development of existing parkland can be completed.**

**New Maintenance Equipment**

New 72" mower, trimmers, leaf blowers and push mowers



Gator Utility Vehicle



***New Construction Projects***

Lake Kyle Was copleted and open to public



**Annual Maintenance Totals**

|   |                        |
|---|------------------------|
| All the City's parks, public grounds, right of ways and areas of responsibility to mow - we have mowed:         | <b>3,420.37</b> Acres  |
| All the City's parks, public grounds, right of ways and areas of responsibility to trim - we have trimmed       | <b>1,402.35</b> Miles  |
| All the City's parks, public grounds, right of ways and areas of responsibility to pick trash - we have picked: | <b>85,780</b> Pounds   |
| The numerous Dog-E-Doo stations throughout the park has mits for the public to use. Number of mits used:        | <b>910</b> Mits        |
| Total number of extra man hours <b>Grounds</b> Staff works above routine & scheduled duties:                    | <b>177.0</b> Hours     |
| Total number of extra man hours <b>Facility</b> Staff works above routine custodial duties:                     | <b>13.0</b> Hours      |
| Total number of extra man hours <b>All Maintenance</b> Staff works Special Events and Recreational Programs:    | <b>1,736.5</b> Hours   |
| Total number of man hour Maintenance Staff worked to remove graffiti from the city:                             | <b>69.5</b> Hours      |
| <b>Total Number of Extra Man Hours All Maintenance Staff works above routine duties (2080 hours = 1 person)</b> | <b>1,926.5</b> Hours   |
| Total number of Public Facilities/Buildings inspected For damages, preventative maintenance and repairs         | <b>48.00</b> Buildings |
| Number of "Bandit" Signs picked up and removed from ROW   | <b>340</b> Signs       |

## Section 2 – Recreation Programs

*The general definition of Recreational Programs in Kyle used by the PARD are those community activities and events that has a registration for participant process.*

### **New Recreational Programs Offered this Year: (\*DPI in parentheses)**

Adult Flag Football League ( 1,785 )

---

***Total New Recreational Programs Offered This Year: 1785***

---

### **Recreational Programs Offered this Year: (\*DPI in parentheses)**

Swim Lessons:



Swim Lesson Participants, Swim Team & Guests ( 10,766 )

---

Summer Camps:



Youth - Voyagers (at Negley) ( 3,075 )  
 Teen - Adventurers (At Wallace) ( 2,200 )  
 Challenger Soccer Camp ( 105 )

---

Fitness Programs:



Including Water, Senior, Bootcamps, etc ( 5,010 )

---

American Red Cross Training Courses:



**American Red Cross**  
of Central Texas

Life Guard Training Class ( 191 )

---

Water Safety Education Program @ Hays CISD:



Negley Elementary School ( 5 )

---

Kyle Pool Patrons during open swim hours



Capacity Closures this year - 0

( 21,913 )

---

Adult Kickball Leagues:



( 21,895 )

---

## Family Fun Bike Ride

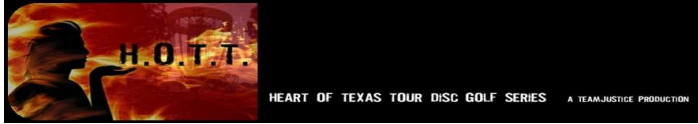


( 185 )

Kyle Area Senior Zone Activities within the Historic Kyle City Hall  
 Programs may not be sponsored by the City of Kyle or  
 Kyle Parks & Recreation, but they take place within  
 a City Facility and use City Resources

( 8,322 )

## Steeplechase Disc Golf Course - Leagues &amp; Tournament:



( 7,451 )

**Total Number of Recreational Program Participants:**

**82,798**

### Section 3 – Special Events and Community Activities

*The general definition of Special Events and Community Activities in Kyle used by the PARD are those that do not have a registration process for participants*

**New Special Events & Activities Offered this Year: (Number of estimated participants)**

( 0 )

**Special Events & Activities Offered this Year: (Number of estimated participants)**

Founders' Parade                      October 15, 2011                      ( 2,500 )

On October 15, 2011 we held our annual parade under the new name “Kyle Founders’ Parade.” The name and location were changed. We staged at Gregg-Clarke Park and the route went from Gregg-Clarke Park through downtown and ended at the City Square Park. We had 45 entries this year. Birthday cake was served at the City Square Park Gazebo and U.S. Congressman, Lloyd Doggett and Councilman, David Wilson spoke about the parade and lead the Happy Birthday celebration. We are estimating that there were 2,500 people in attendance between the participants and spectators.



Santa's Arrival, School Choirs & Tree Lighting

( 3,500 )





Plum Creek Watershed Clean Up

( 220 )



---

Kyle Earth Day Projects

( 12 )



This year the projects included planting 7 new oak trees and 12 new crape myrtles at Lake Kyle.

Movies in the Park

( 1,360 )



---

Teen Night at the Pool

( 66 )



Independence Day Celebration (Fireworks) ( 18,000 )



H-E-B Plus-Kyle July 4th Day at the Pool ( 228 )



Kyle Founder's Parade ( 2,750 )




---

|   |                |
|---|----------------|
| <b>Total Special Event/Community Activity Participants:</b> | <b>28,636</b>  |
| <b>Total Kyle Pool Users &amp; Visitors:</b>                | <b>51,813</b>  |
| <b>Total Recreation &amp; Special Events Participants:</b>  | <b>111,434</b> |

## Section 4 – Facility Use

*These numbers are accumulated from actual Reservation Use Permits*

*They **do not** include **all** users and visitors to the parks and buildings, only paid reservations.*

### **Parks & Amenities:**

|                                     |                         |                      |
|-------------------------------------|-------------------------|----------------------|
| <b>Lake Kyle Park:</b>              |                         |                      |
| Daily Use:                          | 196 Days Open           | 11,139 Users         |
| Reservations:                       | 0 Reservations          | 0 Guests             |
| <b>Gregg-Clarke Park:</b>           |                         |                      |
| Covered Pavilion:                   | 28 Reservations         | 5,868 Guests         |
| Softball Fields:                    | 100 Reservations        | 4,260 Guests         |
| Football/Soccer Field:              | 34 Reservations         | 5,475 Guests         |
| Kyle Pool:                          | 43 Reservations         | 11,139 Guests        |
| <b>Total Gregg-Clarke Park:</b>     | <b>205 Reservations</b> | <b>26,742 Guests</b> |
| <b>Steeplechase Park:</b>           |                         |                      |
| Covered Pavilion:                   | 16 Reservations         | 1,025 Guests         |
| Baseball Fields:                    | 7 Reservations          | 325 Guests           |
| Football/Soccer Field:              | 0 Reservations          | 0 Guests             |
| Disc Golf/Other:                    | 1 Reservations          | 150 Guests           |
| <b>Total Steeplechase Park:</b>     | <b>24 Reservations</b>  | <b>1,500 Guests</b>  |
| <b>Total Parks &amp; Amenities:</b> | <b>229 Reservations</b> | <b>39,381 Guests</b> |

### **Facilities & Conference Rooms:**

|                                      |                        |                     |
|--------------------------------------|------------------------|---------------------|
| Kyle City Hall:                      | 0 Reservations         | 0 Guests            |
| Historic Kyle City Hall:             | 24 Reservations        | 1,950 Guests        |
| City Square Park & Gazebo:           | 8 Reservations         | 1,090 Guests        |
| Train Depot Freight Room:            | 0 Reservations         | 0 Guests            |
| Fire Station #2 Community Room:      | 18 Reservations        | 370 Guests          |
| <b>Total Facilities &amp; Rooms:</b> | <b>50 Reservations</b> | <b>3,410 Guests</b> |

**Total Facility Use: 279 Reservations 42,791 Guests**

*\*DPI - Daily Participation Index is a factor derived from the number of the participants x days of program*

**Total Number of Daily Participants, Guests and Visitors  
Attending Recreational Programs, Special Events,  
Community Activities and Facilities that we can count:**

**154,225**

## Section 5 – Economic Impact on the Community

Economic Impact on the Community – On Average, each visitor attending a special event, each person going to the park and each participant in a program spends some money and impacts our local economy by spending that money in Kyle. The length of the event, the type of event and number of vendors at the event determine how much special event attendees spend. Plus the vendors spend money in Kyle as well. This includes gas, groceries, hotel rooms and merchandise. There is also a “multiplier” that is figured in when the workers at the gas station, grocery store and hotels get paid by visitors spending their money in Kyle. And finally, the residents spend “incremental” money in Kyle because of the special event, visiting the parks or participating in a program. This extra money is above and beyond the resident’s normal spending habits and is directly influenced by the Park and Recreation Department. This money is passed around Kyle in a similar multiplying formula. These dollar amounts are estimates and should be used as incremental dollars being spent in Kyle as a direct impact of these activities:

|                                      |               |
|--------------------------------------|---------------|
| Polar Bear Splash                    | \$ 2,500.00   |
| Plum Creek Watershed & Park Clean Up | \$ 220.00     |
| Movies in the Park                   | \$ 1,360.00   |
| Independence Day Celebration         | \$ 36,000.00  |
| Kyle Fair & Music Festival           | \$ 82,500.00  |
| Santa's Arrival & Tree Lighting      | \$ 3,500.00   |
| Program Participants                 | \$ 248,394.00 |
| Facility Users                       | \$ 42,791.00  |

**Total Economic Impact From PARD: \$ 414,765.00**

## Section 6 – Marketing and Information

### Social Network Sources

|                              |      |
|------------------------------|------|
| FaceBook - Number of Friends | 1991 |
| PARD e-Guide Subscribers     | 177  |

### Website Statistics

|  |              |
|--|--------------|
| PARD Home Page Hits Year-To-Date       | 59,825 Hits  |
| Average number of Hits per month Y-T-D | 6995.75 Hits |
| Average Number of Hits per Day Y-T-D   | 233.19 Hits  |

#### Top 20 PARD Website Pages this year:

- Parks Dept Home Page
- Rec: Aquatics/Pool
- Parks: Lake Kyle/Plum Creek Preserve
- Rec: Sports Leagues - Kickball/Football
- Rec: Summer Camps
- Special Event: Independence Day
- Rec: Spring Activities
- Rec: Summer Activities
- Parks: City Parks
- Special Event: Kyle Fair/Parade
- Parks: Gregg-Clarke Park
- Rec: Contact & Committee
- Rec: Hooked on Fishing
- Rec: Fitness Classes
- Parks: Steeplechase Park
- Park: Facility Rental
- Rec: Winter Activities
- Special Event: Santa's Arrival, Tree Lighting
- Rec: Local Events & Activities
- Rec: Fall Activities

## Section 7 – Staff Development & Continued Education

Kerry Urbanowicz - Director

: Training - "Customer Service, Ethics & Public Perception"

Jennifer Vetrano - Administrative Assistant

: Training - "Customer Service, Ethics & Public Perception"

11/17 - TRAPS Regions 5/7 Workshop

Deidre Flores - Recreation Division Manager

:11/17 - TRAPS Regions 5/7 Workshop

Sarah Grady - Recreation Program Coordinator

11/17 - TRAPS Regions 5/7 Workshop

1/10 - Identity Theft Training - Finance Dept.

1/10 - TAAF Regional Meeting

Michael Sony - Maintenance Division Manager

11/17 Region 5/7 TRAPS Conference and Equipment Rodeo

: Training - "Customer Service, Ethics & Public Perception"

Arthur Zamarippa - Parks Maintenance Supervisor

: Safety Training - Play Ground Safety 10/12/11

: Safety Training - Standard Bathroom Procedure 11/9/11

11/17 Region 5/7 TRAPS Conference and Equipment Rodeo

: Training - "Customer Service, Ethics & Public Perception"

: Safety Training "Over Review" 6.26.12

Max Herrera - Grounds & Facilities Maintenance Supervisor

: Safety Training - Play Ground Safety 10/12/11

: Safety Training - Standard Bathroom Procedure 11/9/11

11/17 Region 5/7 TRAPS Conference and Equipment Rodeo

: Training - "Customer Service, Ethics & Public Perception"

Nathan Wehrman - Facility Maintenance Tech II

: Safety Training - Play Ground Safety 10/12/11

: Safety Training - Standard Bathroom Procedure 11/9/11

11/17 Region 5/7 TRAPS Conference and Equipment Rodeo

: Training - "Customer Service, Ethics & Public Perception"

: Safety Training "Over Review" 6.26.12

David Espinoza - Park Maintenance Equipment Operator

: Safety Training - Play Ground Safety 10/12/11

: Safety Training - Standard Bathroom Procedure 11/9/11

11/17 Region 5/7 TRAPS Conference and Equipment Rodeo

: Training - "Customer Service, Ethics & Public Perception"

: Safety Training "Over Review" 6.26.12

Amado Gomez - Park Maintenance Tech II

: Safety Training - Play Ground Safety 10/12/11

: Safety Training - Standard Bathroom Procedure 11/9/11

11/17 Region 5/7 TRAPS Conference and Equipment Rodeo

: Training - "Customer Service, Ethics & Public Perception"

: Safety Training "Over Review" 6.26.12

Ronnie Esparza - Park Maintenance Tech I  
 : Safety Training - Play Ground Safety 10/12/11  
 : Safety Training - Standard Bathroom Procedure 11/9/11  
 11/17 Region 5/7 TRAPS Conference and Equipment Rodeo  
 : Training - "Customer Service, Ethics & Public Perception"  
 : Safety Training "Over Review" 6.26.12

Gabriel Garza - Park Maintenance Tech II  
 : Safety Training - Play Ground Safety 10/12/11  
 : Safety Training - Standard Bathroom Procedure 11/9/11  
 11/17 Region 5/7 TRAPS Conference and Equipment Rodeo  
 : Training - "Customer Service, Ethics & Public Perception"

Belinda Frazier - Facility Maintenance Tech I  
 : Safety Training - Play Ground Safety 10/12/11  
 : Safety Training - Standard Bathroom Procedure 11/9/11  
 11/17 Region 5/7 TRAPS Conference and Equipment Rodeo  
 : Training - "Customer Service, Ethics & Public Perception"  
 : Safety Training "Over Review" 6.26.12

David Johnson - Parks/Grounds Maintenance Tech I  
 : Safety Training - Play Ground Safety 10/12/11  
 : Safety Training - Standard Bathroom Procedure 11/9/11  
 11/17 Region 5/7 TRAPS Conference and Equipment Rodeo  
 : Training - "Customer Service, Ethics & Public Perception"  
 : Safety Training "Over Review" 6.26.12

Jose Tespan - Parks/Grounds Maintenance Tech I  
 : Safety Training - Play Ground Safety 10/12/11  
 : Safety Training - Standard Bathroom Procedure 11/9/11  
 11/17 Region 5/7 TRAPS Conference and Equipment Rodeo  
 : Training - "Customer Service, Ethics & Public Perception"  
 : Safety Training "Over Review" 6.26.12

Sotero Nino - Parks/Grounds Maintenance Tech I  
 : Safety Training - Play Ground Safety 10/12/11  
 : Safety Training - Standard Bathroom Procedure 11/9/11  
 11/17 Region 5/7 TRAPS Conference and Equipment Rodeo  
 : Training - "Customer Service, Ethics & Public Perception"

## Section 8 – Recognitions, Awards & Honors (RAH RAH)

### ***Individuals***

11/17 Region 5/7 TRAPS Conference and Equipment Rodeo 1st place Nail Driving Event, Amado Gomez  
Also coming in 3rd in the Region was David Espinoza in Backpack Blowing. Both will represent  
Kyle and the region in the State Equipment Rodeo in late February

November 2011 - Jennifer Vetrano selected as Employee of Month for the City of Kyle

April 2012 - Nathan Wehrman selected as Employee of Month for the City of Kyle

July 2012 - Josh Moreno & Nikki Ladet selected as Co-Employees of Month for the City of Kyle

### ***Department***

December 2011 - Kyle Parks & Recreation Department receives recognition in Sports Event Magazine, a  
Nationally published magazine for sporting events, for the new Sports Complex at Gregg-Clarke



## Section 9 – Parks Committee, Community Service &amp; Friends of PARD

***Kyle Parks & Recreation Community Committee Members***

| <u>Member</u>  | <u>Date Appointed</u> | <u>Term Expires</u> |
|--|-----------------------|---------------------|
| <i>Seat 1 - At Large Representative:</i><br>Stephanie Pool   | October 1, 2012       | September 30, 2013  |
| <i>Seat 2 - District 2 Representative:</i><br>Patrick Corona | October 1, 2012       | September 30, 2014  |
| <i>Seat 3 - At-large Representative:</i><br>Angie Cross      | October 1, 2012       | September 30, 2013  |
| <i>Seat 4 - District 4 Representative:</i><br>Jim Hough      | October 1, 2012       | September 30, 2014  |
| <i>Seat 5 - At-large Representative:</i><br>Cindy Hoffman    | October 1, 2012       | September 30, 2013  |
| <i>Seat 6 - District 6 Representative:</i><br>Vacant         |                       | September 30, 2014  |
| <i>Seat 7 - At-large Representative:</i><br>Dennis Bailey    | October 1, 2009       | September 30, 2013  |

***Community Service***

Total Number of Community Service Volunteer Hours at Lake Kyle **1,031**

Total Number of Volunteer Hours in other areas in Kyle **4,939**

**Friends of the Kyle PARD**

*These are a few of the "Friends" that have donated, sponsored or contributed to the PARD in 2011-12*

Ernie Anderson  
 H-E-B Grocery Stores  
 H-E-B Plus! - Kyle Store  
 Corridor Primary Care Pediatrics  
 Texas Pie Company  
 Hays City Chinese Cuisine  
 Tyler's Towing LLC  
 Whataburger  
 PEC  
 Gattitown  
 American Girl  
 T.G.I.Fridays  
 Golds Gym  
 Carino's Italian Restaurant  
 Wonder World  
 Jumpy Gym  
 The Comprehensive ENT Center of Texas & NEWU Plastic Surgery  
 Pediatric Junction  
 Texas Medical Association  
 Total Child Therapy Center  
 GNC  
 Arrowhead Bicycles  
 The HUB -San Marcos

Fox's Pizza Den  
 Southwest Water Solutions  
 Milt's BBQ  
 Jack Brown Cleaners  
 Hays Free Press  
 Wal-Mart  
 Capstone Dental  
 Kyle Police Department  
 Kent Powersports of Austin  
 Goodyear Tire & Rubber  
 Academy Sports  
 Cory Pack - State Farm Insurance  
 Lowe's - Kyle  
 Home Depot - Kyle  
 Conley Car Wash - San Marcos  
 Bill Simonet - Modern Woodmen of America  
 Chipotle - San Marcos  
 Pluckers Wing Bar  
 Cuevas Produce - San Marcos  
 Dixie Cream Donuts - San Marcos  
 Paradise Palms - New Braunfels





# CITY OF KYLE, TEXAS

## Financial Performance Report 4th Qtr FY 2012

**Meeting Date:**  
**11/20/2012**  
**Date time: 7:00 PM**

**Subject/Recommendation:** Present City of Kyle's Financial Performance Report (unaudited) for the 4th Quarter Ending September 30, 2012 ~ *Perwez A. Moheet, CPA, Director of Finance*

**Other Information:**

We are pleased to provide for your review and information the City of Kyle's Financial Performance Report for the 12-month period ending September 30, 2012. In compliance with Article VIII, Section 8.02(c), the purpose of the quarterly Financial Performance Report is to present the City's financial status in order to keep the City Council, City management, and the citizens of Kyle fully informed.

In addition to financial information for other City Funds, this report provides detailed financial information including comparative analysis of budget versus actual for major revenue and expenditure categories as well as individual revenue and expenditure line items for the City's following two primary Operating Funds:

1. General Fund (110)
2. Utility Operating Fund (310)

In an effort to further enhance transparency in the City's quarterly Financial Performance Reports, we have added a section pertaining to the status of each City department's approved budget. This section provides a summary budget status of all thirteen (13) City departments.

Please note that the FY 2011-12 Approved Budget consolidated all financial activities associated with general government functions into a single General Fund. Accordingly, all financial activities for the following City departments are now being accounted for and reported in the City's primary General Fund:

1. Building Department
2. Planning Department
3. Economic Development Department
4. Parks and Recreation Department

This Financial Performance Report for the 12-Month period ending September 30, 2012 includes summary reports on the status of all other Funds of the City. We have provided thirty (30) additional summary reports. Cover Memo  
item # 27

reports covering operations, capital improvements program, debt obligations, and investments as attachments for this reporting period.

A Fund is defined as a separate fiscal and accounting entity with a self-balancing set of accounts established to account for specific program activities including revenue and associated expenditures. For example, General Fund, Utility Operating Fund, Train Depot Donation Fund, Water Impact Fee Fund, Police Forfeiture Fund, 2010 Bond Fund, etc.

The Financial Performance Report for the 12-month period ending September 30, 2012 includes the following detailed reports as attachments:

1. All Fund Summary - Citywide
2. Detailed Fund Summary Budget Status – General Fund (110)
3. Detailed Fund Summary Budget Status – Community Development Fund (121)
4. Detailed Fund Summary Budget Status – Recreation Fund (125)
5. Detailed Fund Summary Budget Status – Utility Operating Fund (310)
6. Detailed Fund Summary Budget Status – Police Forfeiture Fund (131)
7. Detailed Fund Summary Budget Status – Police Special Revenue Fund (132)
8. Detailed Fund Summary Budget Status – Court Special Revenue Fund (133)
9. Detailed Fund Summary Budget Status – Hotel Occupancy Fund (135)
10. Detailed Fund Summary Budget Status – Library Building Fund (138)
11. Detailed Fund Summary Budget Status – Debt Service Fund (151)
12. Detailed Fund Summary Budget Status – SIB/TIF Loan I&S Fund (152)
13. Detailed Fund Summary Budget Status – Park Development Fund (172)
14. Detailed Fund Summary Budget Status – Grant Fund (410)
15. Detailed Fund Summary Budget Status – Reuse Feasibility Fund (411)
16. Detailed Fund Summary Budget Status – Train Depot Donation Fund (412)
17. Detailed Fund Summary Budget Status – Public Education & Government Fund (450)
18. Detailed Fund Summary Budget Status – Other Post Employment Benefit (810)
19. Capital Projects Budget Status Report – 2007 CO Bond Fund (182)
20. Capital Projects Budget Status Report – 2008 CO Bond Fund (184)
21. Capital Projects Budget Status Report – 2009 Tax Notes Fund (185)
22. Capital Projects Budget Status Report – 2010 CO Bond Fund (187)

23. Capital Projects Budget Status Report – Water CIP Operating Revenue Fund (331)
24. Capital Projects Budget Status Report – Sewer CIP Operating Revenue Fund (341)
25. Capital Projects Budget Status Report – Water CIP Impact Fee Fund (332)
26. Capital Projects Budget Status Report – Sewer CIP Impact Fee Fund (342)
27. Schedule of Fund Balance for All Active Funds of the City
28. Schedule of Debt Outstanding (Principal & Interest)
29. Schedule of Investment Market Values and Earnings
30. Schedule of Investments by Type and Earnings

**Budget Information:**

A complete copy of the City of Kyle's Financial Performance Report (unaudited) for the 4th Quarter Ending September 30, 2012 is attached.

---

Viewing Attachments Requires Adobe Acrobat. [Click here](#) to download.

**Attachments / click to download**

[4th Quarter Financial Performance Report \(Unaudited\) 11-20-2012](#)

---



## **CITY OF KYLE, TEXAS**

# **FINANCIAL PERFORMANCE REPORT**

## **FOR 12-MONTHS ENDING SEPTEMBER 30, 2012**

**FINANCIAL SERVICES DEPARTMENT**

Item # 27





## TABLE OF CONTENTS

|   | <u>Page</u> |
|---|-------------|
| Financial Performance Summary .....                             | 1 - 7       |
| General Fund .....  | 3           |
| Utility Operating Fund .....                                    | 5           |
| Summary Budget Status by City Department .....                  | 6           |
| All Fund Summary - Citywide .....                               | 8           |
| Fund Summary Budget Status Reports                              |             |
| General Fund (110) .....  | 12          |
| Community Development Fund (121) .....                          | 14          |
| Recreation Fund (125) .....                                     | 15          |
| Utility Operating Fund (310) .....                              | 16          |
| Police Forfeiture Fund (131) .....                              | 17          |
| Police Special Revenue Fund (132) .....                         | 18          |
| Court Special Revenue Fund (133) .....                          | 19          |
| Hotel Occupancy Fund (135) .....                                | 20          |
| Library Building Fund (138) .....                               | 21          |
| Debt Service Fund (151) .....                                   | 22          |
| SIB/TIF Loan I&S Fund (152) .....                               | 24          |
| Park Development Fund (172) .....                               | 25          |
| Grants Fund (410) .....   | 26          |
| Reuse Feasibility Fund (411) .....                              | 28          |
| Train Depot Donation Fund (412) .....                           | 29          |
| Public Education & Government Access Fee Fund .....             | 30          |
| Other Post Employment Benefit Fund .....                        | 31          |
| Summary Capital Projects Budget Status Reports                  |             |
| 2007 CO Bond Fund (182) .....                                   | 32          |
| 2008 CO Bond Fund (184) .....                                   | 33          |
| 2009 Tax Notes Fund (185) .....                                 | 34          |
| 2010 CO Bond Fund (187) .....                                   | 35          |
| Water CIP Operating Revenue Fund (331) .....                    | 36          |
| Sewer CIP Operating Revenue Fund (341) .....                    | 37          |
| Water CIP Impact Fee Fund (332) .....                           | 38          |
| Sewer CIP Impact Fee Fund (342) .....                           | 39          |
| Fund Balances   |             |
| Schedule of Fund Balance for All Active Funds of the City ..... | 40          |
| Long-Term Debt  |             |
| Schedule of Debt Outstanding (Principal & Interest) .....       | 41          |
| Investments   |             |
| Schedule of Investment Market Values and Earnings .....         | 42          |
| Schedule of Investments by Type and Earnings .....              | 43          |
| Detail Budget Status Reports .....                              | 44 - 165    |
|   | Item # 27   |





MEMORANDUM

TO: Mayor and City Council Members  
Lanny Lambert, City Manager  
James R. Earp, CPM, Assistant City Manager  
Jerry Hendrix, Director of Community Development  
Amelia Sanchez, City Secretary  
All City Department Directors

FROM: Perwez A. Moheet, CPA  
Director of Finance

DATE: November 20, 2012

SUBJECT: Financial Performance Report: For 12-Month Period Ending September 30, 2012

We are pleased to provide for your review and information the City of Kyle's Financial Performance Report for the 12-month period ending September 30, 2012. In compliance with Article VIII, Section 8.02(c), the purpose of the quarterly Financial Performance Report is to present the City's financial status in order to keep the City Council, City management, and the citizens of Kyle fully informed.

The combined Fund Balance for all City Funds for the 12-month period ending September 30, 2012 is shown below:

| All Funds Summary - Citywide        | 3-Months<br>Ending<br>12/31/2011 | 6-Months<br>Ending<br>3/31/2012 | 9-Months<br>Ending<br>6/30/2012 | 12-Months<br>Ending<br>9/30/2012 |
|-------------------------------------|----------------------------------|---------------------------------|---------------------------------|----------------------------------|
| Beginning Balance:                  | \$21,179,447                     | \$21,179,447                    | \$21,179,447                    | \$21,179,447                     |
| Total Revenue & Transfers-In:       | \$7,399,774                      | \$16,787,871                    | \$24,144,557                    | \$30,851,106                     |
| Total Expenditures & Transfers-Out: | \$6,801,633                      | \$15,941,625                    | \$21,529,847                    | \$30,324,084                     |
| Sources in Excess of Uses:          | \$598,141                        | \$846,246                       | \$2,614,709                     | \$527,022                        |
| Ending Balance:                     | \$21,777,588                     | \$22,025,693                    | \$23,794,157                    | \$21,706,468                     |

Financial Performance Report  
 12-Month Period Ending September 30, 2012 (Unaudited)  
 November 20, 2012

In addition to financial information for other City Funds, this report provides detailed financial information including comparative analysis of budget versus actual for major revenue and expenditure categories as well as individual revenue and expenditure line items for the City's following two primary Operating Funds:

1. General Fund (110)
2. Utility Operating Fund (310)

In an effort to further enhance transparency in the City's quarterly Financial Performance Reports, we have added a section pertaining to the status of each City department's approved budget. This section provides a summary budget status of all thirteen (13) City departments.

Please note that the FY 2011-12 Approved Budget consolidated all financial activities associated with general government functions into a single General Fund. Accordingly, all financial activities for the following City departments are now being accounted for and reported in the City's primary General Fund:

1. Building Department
2. Planning Department
3. Economic Development Department
4. Parks and Recreation Department

This Financial Performance Report for the 12-Month period ending September 30, 2012 includes summary reports on the status of all other Funds of the City. We have provided thirty (30) additional summary reports covering operations, capital improvements program, debt obligations, and investments as attachments for this reporting period.

A Fund is defined as a separate fiscal and accounting entity with a self-balancing set of accounts established to account for specific program activities including revenue and associated expenditures. For example, General Fund, Utility Operating Fund, Train Depot Donation Fund, Water Impact Fee Fund, Police Forfeiture Fund, 2010 Bond Fund, etc.

The Financial Performance Report for the 12-month period ending September 30, 2012 includes the following detailed reports as attachments:

1. All Fund Summary - Citywide
2. Detailed Fund Summary Budget Status – General Fund (110)
3. Detailed Fund Summary Budget Status – Community Development Fund (121)
4. Detailed Fund Summary Budget Status – Recreation Fund (125)
5. Detailed Fund Summary Budget Status – Utility Operating Fund (310)
6. Detailed Fund Summary Budget Status – Police Forfeiture Fund (131)
7. Detailed Fund Summary Budget Status – Police Special Revenue Fund (132)
8. Detailed Fund Summary Budget Status – Court Special Revenue Fund (133)

Financial Performance Report  
 12-Month Period Ending September 30, 2012 (Unaudited)  
 November 20, 2012

9. Detailed Fund Summary Budget Status – Hotel Occupancy Fund (135)
10. Detailed Fund Summary Budget Status – Library Building Fund (138)
11. Detailed Fund Summary Budget Status – Debt Service Fund (151)
12. Detailed Fund Summary Budget Status – SIB/TIF Loan I&S Fund (152)
13. Detailed Fund Summary Budget Status – Park Development Fund (172)
14. Detailed Fund Summary Budget Status – Grant Fund (410)
15. Detailed Fund Summary Budget Status – Reuse Feasibility Fund (411)
16. Detailed Fund Summary Budget Status – Train Depot Donation Fund (412)
17. Detailed Fund Summary Budget Status – Public Education & Government Fund (450)
18. Detailed Fund Summary Budget Status – Other Post Employment Benefit (810)
19. Capital Projects Budget Status Report – 2007 CO Bond Fund (182)
20. Capital Projects Budget Status Report – 2008 CO Bond Fund (184)
21. Capital Projects Budget Status Report – 2009 Tax Notes Fund (185)
22. Capital Projects Budget Status Report – 2010 CO Bond Fund (187)
23. Capital Projects Budget Status Report – Water CIP Operating Revenue Fund (331)
24. Capital Projects Budget Status Report – Sewer CIP Operating Revenue Fund (341)
25. Capital Projects Budget Status Report – Water CIP Impact Fee Fund (332)
26. Capital Projects Budget Status Report – Sewer CIP Impact Fee Fund (342)
27. Schedule of Fund Balance for All Active Funds of the City
28. Schedule of Debt Outstanding (Principal & Interest)
29. Schedule of Investment Market Values and Earnings
30. Schedule of Investments by Type and Earnings

Highlights of unaudited revenue and expenditures for the 12-month period ending September 30, 2012 are shown below for each of the City's two major Operating Funds. As outlined above, a detailed report for each Fund is also attached for your information.

**GENERAL FUND**  
**Financial Performance Highlights (Unaudited)**

|                              | FY 2009-10<br>At 9-30-2010 | FY 2010-11<br>At 9-30-2011 | FY 2011-12<br>Approved Budget | Year to Date<br>w/Encumbrance<br>At 9-30-2012 |
|------------------------------|----------------------------|----------------------------|-------------------------------|---|
| Beginning Balance            | \$3,185,580                | \$2,413,465                | \$3,247,759                   | \$3,247,759                                   |
| Revenue & Transfers-In       | \$10,890,282               | \$12,553,216               | \$12,485,163                  | \$13,357,258                                  |
| Expenditures & Transfers-Out | \$11,662,397               | \$11,724,579               | \$12,674,999                  | \$11,821,262                                  |
| Ending Balance               | \$2,413,465                | \$3,247,759                | \$3,057,923                   | \$4,783,755                                   |

General Fund Revenue:

1. Year to date revenue and transfers-in from all sources for the General Fund through September 30, 2012 totaled \$13,357,258 or 107.0% of approved budget for the year.

Financial Performance Report  
 12-Month Period Ending September 30, 2012 (Unaudited)  
 November 20, 2012

2. Property tax receipts (M&O portion) for the year totaled \$3,386,409 or 104.4% of approved budget for the year.
3. Sales tax receipts for the year totaled \$3,540,287 or 107.1% of approved budget.
4. Charges for services totaled \$1,975,749 or 103.6% of approved budget for the year. This includes Solid Waste Collections.
5. Municipal Court fines totaled \$805,779 or 146.2% of approved budget.
6. Construction inspection fees for the year totaled \$491,532 or 116.1% of approved budget.
7. Land use planning and review fees for the year totaled \$107,309 or 101.5% of amended budget. These include development review fees, zoning amendment fees, and other planning fees.
8. Recreation, special event and swimming pool program fees totaled \$272,445 or 99.1% of approved budget. This includes summer camps, recreation programs, sport leagues, Santa/Christmas, Polar Bear & Building/Park Rentals
9. Transfers-in from the Utility Fund for the year totaled \$1,661,545 or 101.6% of budget.

General Fund Expenditures:

1. Total expenditures and transfers-out the General Fund through September 30, 2012 totaled \$11,821,262 or 93.3% of approved budget.
2. Administration Departments' expenditures totaled \$1,180,738 or 96.4% of approved budget. These departments are Mayor & Council, Office of the City Manager, Human Resources, and Information Technology.
3. Communications & Community Development Departments' expenditures totaled \$905,884 or 95.4% of approved budget. This includes Communications, Building Inspections, Planning & Economic Development.
4. Financial Services Department expenditures totaled \$765,812 or 95.2% of approved budget. This includes Budget & Accounting and Municipal Court Divisions. The Utility Billing Division is accounted for in the City's Utility Operating Fund.
5. Parks and Recreation Department expenditures totaled \$1,619,176 or 89.5% of approved budget. This includes Parks Administration, Recreation Programs, Aquatic Programs, Maintenance & Operations, and Facilities Maintenance.
6. Public Library Department expenditures totaled \$375,691 or 97.1% of approved budget.
7. Police Department expenditures totaled \$3,849,061 or 95.4% of approved budget.
8. Public Works Department expenditures supported by the General Fund totaled \$2,082,813 or 92.1% of approved budget. This includes \$486,597 for Street Maintenance or 76.2% of budget and \$1,596,217 for contracted Sanitation Services or 98.4% of budget.

Item # 27

Financial Performance Report  
 12-Month Period Ending September 30, 2012 (Unaudited)  
 November 20, 2012

9. Non departmental expenditures which includes sales tax rebate payments to Seton, DDR/DB, insurance, workers compensation, etc., totaled \$763,200 or 82.6% of budget.
10. A detailed Fund Summary Budget Status Report for the General Fund is provided in the attached reports.

**UTILITY OPERATING FUND**  
**Financial Performance Highlights (Unaudited)**

|                               | FY 2009-10<br>At 9-30-2010 | FY 2010-11<br>At 9-30-2011 | FY 2011-12<br>Approved<br>Budget | Year to Date<br>w/Encumbrance<br>At 9-30-2012 |
|-------------------------------|----------------------------|----------------------------|----------------------------------|---|
| Beginning Balance             | \$6,749,063                | \$4,915,538                | \$3,428,628                      | \$3,428,628                                   |
| Revenue & Transfers-In        | \$6,122,847                | \$7,968,909                | \$ 9,066,650                     | \$9,728,150                                   |
| Expenditures & Transfers-Out  | \$8,364,831                | \$8,852,892                | \$11,252,560                     | \$10,310,404                                  |
| Audit Adjustment to Reconcile | \$408,459                  | \$(602,926)                | N/A                              | N/A   |
| Ending Balance                | \$4,915,538                | \$3,428,628                | \$1,242,718                      | \$2,846,375                                   |

\* Fund Balance is based on working capital basis and accordingly, excludes non-current assets and long term liabilities.

Utility Fund Revenue:

1. Total revenue and transfers-in from all sources for the Utility Operating Fund through September 30, 2012 totaled \$9,728,150 or 107.3% of approved budget for the year.
2. Water sales revenue totaled \$5,544,424 or 104.1% of approved budget.
3. Water service charges totaled \$453,551 or 141.4% of approved budget. Water service charges include tap fees, reconnect fees, and late payment penalties.
4. Wastewater service fees totaled \$3,552,958 or 107.8% of approved budget. Wastewater service fees include volume charge and lift station charges for Hays CISD.
5. Wastewater service charges totaled \$82,330 or 221.9% of approved budget. Wastewater service charges include tap fees and other miscellaneous fees.
6. Miscellaneous revenue totaled \$78,670 or 93.7% of approved budget. Interest income and billable work by City crews is reported in the miscellaneous revenue category.

Utility Fund Expenditures:

1. Total expenditures including encumbrances and transfers-out through September 30, 2012 totaled \$10,310,404 or 91.6% of approved budget.
2. Water Administration expenditures totaled \$757,108 or 87.2% of approved budget.
3. Utility Billing expenditures totaled \$416,013 or 95.6% of approved budget.

Item # 27

Financial Performance Report  
 12-Month Period Ending September 30, 2012 (Unaudited)  
 November 20, 2012

4. Water Operations expenditures totaled \$1,085,208 or 83.7% of approved budget.
5. Water Supply expenditures totaled \$3,518,408 or 95.7% of approved budget.
6. Wastewater Operations expenditures totaled \$1,920,481 or 81.3% of approved budget.
7. Transfers-out to the City's General Fund, CIP Funds, and to the Debt Service Fund totaled \$2,578,793 or 100.0% of approved budget.
8. A detailed Fund Summary Budget Status Report for the Utility Operating Fund is provided in the attached reports.

Summary Budget Status by City Department:

This section is intended to further enhance transparency in the City's quarterly Financial Performance Reports. The table below provides a summary budget status of each of the thirteen (13) City departments for the 12-month period ending September 30, 2012.

| City Department                   | FY 2011-12<br>Approved<br>Budget | Expenditures w/<br>Encumbrance<br>At 9-30-2012 | Budget<br>Remaining<br>At 9-30-2012 | % of Budget<br>Remaining<br>At 9-30-2012 |
|-----------------------------------|----------------------------------|--|-------------------------------------|--|
| Mayor and Council                 | \$ 66,174                        | \$ 66,984                                      | \$ (810)                            | -1.22%                                   |
| Office of the City Manager        | \$ 498,535                       | \$ 494,659                                     | \$ 3,876                            | 0.78%                                    |
| Human Resources                   | \$ 241,565                       | \$ 225,631                                     | \$ 15,934                           | 6.60%                                    |
| Information Technology            | \$ 418,340                       | \$ 393,464                                     | \$ 24,876                           | 5.95%                                    |
| Communications                    | \$ 113,776                       | \$ 96,855                                      | \$ 16,921                           | 14.87%                                   |
| Building Inspections              | \$ 389,614                       | \$ 396,153                                     | \$ (6,539)                          | -1.68%                                   |
| Planning                          | \$ 249,786                       | \$ 232,764                                     | \$ 17,022                           | 6.81%                                    |
| Economic Development              | \$ 196,889                       | \$ 180,112                                     | \$ 16,777                           | 8.52%                                    |
| Financial Services (General Fund) | \$ 804,710                       | \$ 765,812                                     | \$ 38,898                           | 4.83%                                    |
| Financial Services (Utility Fund) | \$ 435,097                       | \$ 416,013                                     | \$ 19,084                           | 4.39%                                    |
| Parks & Recreation                | \$ 1,809,047                     | \$ 1,619,176                                   | \$ 189,871                          | 10.50%                                   |
| Public Library                    | \$ 386,857                       | \$ 375,691                                     | \$ 11,166                           | 2.89%                                    |
| Police                            | \$ 4,034,589                     | \$ 3,849,061                                   | \$ 185,528                          | 4.60%                                    |
| Public Works (General Fund)       | \$ 2,261,969                     | \$ 2,082,813                                   | \$ 179,156                          | 7.92%                                    |
| Public Works (Utility Fund)       | \$ 8,238,670                     | \$ 7,315,598                                   | \$ 923,072                          | 11.20%                                   |
| Non Departmental                  | \$ 928,096                       | \$ 772,224                                     | \$ 155,872                          | 16.79%                                   |
| <b>TOTAL CITY DEPARTMENTS:</b>    | <b>\$21,069,867</b>              | <b>\$ 19,273,986</b>                           | <b>\$ 1,795,881</b>                 | <b>8.52%</b>                             |



Financial Performance Report  
12-Month Period Ending September 30, 2012 (Unaudited)  
November 20, 2012

Please let me know if you have any questions or need additional information.

A handwritten signature in black ink, appearing to read "Perwez A. Moheet". The signature is fluid and cursive, with a long horizontal stroke extending to the right.

Perwez A. Moheet, CPA  
Director of Finance

Attachments

cc: Posted on City of Kyle Website  
Kyle Public Library  
Financial Services Department Staff

City of Kyle, Texas  
 ALL FUNDS SUMMARY - CITY WIDE  
 For Fiscal Year 2011 - 12

|  | General Fund<br>110 | Utility Fund<br>310 | Transportation<br>Fund<br>127 | Police<br>Forfeiture<br>Fund<br>131 | Police<br>Sp. Revenue<br>Fund<br>132 | Court<br>Special Rev.<br>Fund<br>133 | Hotel<br>Occupancy<br>Fund<br>135 | Economic<br>Dev.<br>Fund<br>136 | Library<br>Building<br>Fund<br>138 | Debt<br>Service<br>Fund<br>151 |
|--|---------------------|---------------------|-------------------------------|-------------------------------------|--------------------------------------|--------------------------------------|-----------------------------------|---------------------------------|------------------------------------|--------------------------------|
| 1. * Beginning Balance                 | \$ 3,247,759        | \$ 3,428,628        | \$ (154,454)                  | \$ 21,922                           | \$ 10,391                            | \$ 95,255                            | \$ 85,933                         | \$ (87,363)                     | \$ 161,906                         | \$ 16,874                      |
| 2. Revenue                             | \$ 11,695,713       | \$ 9,711,932        | \$ -                          | \$ 897                              | \$ 429                               | \$ 40,774                            | \$ 134,681                        | \$ -                            | \$ 188                             | \$ 3,578,769                   |
| 3. Transfers-in                        | 1,661,545           | 16,218              | -                             | -                                   | -                                    | -                                    | \$ -                              | -                               | -                                  | 1,385,157                      |
| 4. Total Revenue & Transfers-in:       | \$ 13,357,258       | \$ 9,728,150        | \$ -                          | \$ 897                              | \$ 429                               | \$ 40,774                            | \$ 134,681                        | \$ -                            | \$ 188                             | \$ 4,963,926                   |
| 5. Expenditures                        | \$ 11,761,262       | \$ 7,731,611        | \$ -                          | \$ -                                | \$ 3,999                             | \$ 944                               | \$ 126,161                        | \$ -                            | \$ 154,902                         | \$ 4,165,130                   |
| 6. Transfers-Out                       | 60,000              | 2,578,793           | -                             | -                                   | -                                    | -                                    | 36,364                            | -                               | -                                  | 527,130                        |
| 7. Total Expenditures & Transfers-Out: | \$ 11,821,262       | \$ 10,310,404       | \$ -                          | \$ -                                | \$ 3,999                             | \$ 944                               | \$ 162,525                        | \$ -                            | \$ 154,902                         | \$ 4,692,260                   |
| 8. Revenue in Excess of Expenditures   | \$ 1,535,996        | \$ (582,254)        | \$ -                          | \$ 897                              | \$ (3,570)                           | \$ 39,830                            | \$ (27,844)                       | \$ -                            | \$ (154,714)                       | \$ 271,666                     |
| 9. Estimated Ending Balance:           | \$ 4,783,755        | \$ 2,846,375        | \$ (154,454)                  | \$ 22,819                           | \$ 6,821                             | \$ 135,085                           | \$ 58,089                         | \$ (87,363)                     | \$ 7,192                           | \$ 288,540                     |

City of Kyle, Texas  
 ALL FUNDS SUMMARY - CITY WIDE  
 For Fiscal Year 2011 - 12

|  | TIRZ<br>Debt Service<br>Fund<br>152 | Park<br>Development<br>Fund<br>172 | 2007<br>CO Bond<br>Fund<br>182 | 2008<br>CO Bond<br>Fund<br>184 | 2009<br>Tax Notes<br>Fund<br>185 | 2010<br>CO Bond<br>Fund<br>187 | Water<br>CIP<br>Fund<br>331 | Water<br>Impact Fee<br>Fund<br>332 | Wastewater<br>CIP<br>Fund<br>341 |
|--|-------------------------------------|------------------------------------|--------------------------------|--------------------------------|----------------------------------|--------------------------------|-----------------------------|------------------------------------|----------------------------------|
| 1. * Beginning Balance                 | \$ 68,919                           | \$ 80,140                          | \$ 893,343                     | \$ 5,187,845                   | \$ 986,809                       | \$ 793,280                     | \$ 224,167                  | \$ (1,237,611)                     | \$ 162,500                       |
| 2. Revenue                             | \$ 311,080                          | \$ 7,200                           | \$ 16,735                      | \$ 6,263                       | \$ 911                           | \$ 418                         | \$ -                        | \$ 363,100                         | \$ -                             |
| 3. Transfers-in                        | 527,130                             | -                                  | -                              | -                              | -                                | -                              | -                           | -                                  | -                                |
| 4. Total Revenue & Transfers-in:       | \$ 838,210                          | \$ 7,200                           | \$ 16,735                      | \$ 6,263                       | \$ 911                           | \$ 418                         | \$ -                        | \$ 363,100                         | \$ -                             |
| 5. Expenditures                        | \$ 907,130                          | \$ 25,342                          | \$ 10,723                      | \$ 10,887                      | \$ 156,106                       | \$ 726,802                     | \$ -                        | \$ -                               | \$ -                             |
| 6. Transfers-Out                       | -                                   | -                                  | -                              | 425,000                        | -                                | -                              | -                           | -                                  | -                                |
| 7. Total Expenditures & Transfers-Out: | \$ 907,130                          | \$ 25,342                          | \$ 10,723                      | \$ 435,887                     | \$ 156,106                       | \$ 726,802                     | \$ -                        | \$ -                               | \$ -                             |
| 8. Revenue in Excess of Expenditures   | \$ (68,920)                         | \$ (18,142)                        | \$ 6,013                       | \$ (429,624)                   | \$ (155,195)                     | \$ (726,384)                   | \$ -                        | \$ 363,100                         | \$ -                             |
| 9. Estimated Ending Balance:           | \$ (1)                              | \$ 61,998                          | \$ 899,356                     | \$ 4,758,221                   | \$ 831,615                       | \$ 66,896                      | \$ 224,167                  | \$ (874,511)                       | \$ 162,500                       |

City of Kyle, Texas  
 ALL FUNDS SUMMARY - CITY WIDE  
 For Fiscal Year 2011 - 12

|  | Wastewater<br>Impact Fee<br>Fund<br>342 | Grant Fund<br>410 | Water Reuse<br>Feasibility<br>Study<br>411 | Train Depot<br>Renovation<br>Donation<br>412 | Public<br>Educational<br>& Government<br>450 | Structural<br>Demolition<br>610 | OPEB<br>Liability Fund<br>810 | Total<br>Fund<br>Balance |
|--|---|-------------------|--|--|--|---------------------------------|-------------------------------|--------------------------|
| 1. * Beginning Balance                 | \$ 6,870,489                            | \$ 329,782        | \$ -                                       | \$ -   | \$ -   | \$ (327)                        | \$ (6,742)                    | \$ 21,179,446            |
| 2. Revenue                             | \$ 573,636                              | \$ 324,522        | \$ 110,385                                 | \$ 285,550                                   | \$ 17,872                                    | \$ -                            | \$ -                          | \$ 27,181,056            |
| 3. Transfers-in                        | -                                       | -                 | -  | -  | -  | -                               | 80,000                        | \$ 3,670,050             |
| 4. Total Revenue & Transfers-in:       | \$ 573,636                              | \$ 324,522        | \$ 110,385                                 | \$ 285,550                                   | \$ 17,872                                    | \$ -                            | \$ 80,000                     | \$ 30,851,106            |
| 5. Expenditures                        | \$ 37,389                               | \$ 644,541        | \$ 114,124                                 | \$ 115,350                                   | \$ -   | \$ -                            | \$ 4,395                      | \$ 26,696,797            |
| 6. Transfers-Out                       | -                                       | -                 | -  | -  | -  | -                               | -                             | \$ 3,627,287             |
| 7. Total Expenditures & Transfers-Out: | \$ 37,389                               | \$ 644,541        | \$ 114,124                                 | \$ 115,350                                   | \$ -   | \$ -                            | \$ 4,395                      | \$ 30,324,084            |
| 8. Revenue in Excess of Expenditures   | \$ 536,246                              | \$ (320,019)      | \$ (3,739)                                 | \$ 170,200                                   | \$ 17,872                                    | \$ -                            | \$ 75,605                     | \$ 527,022               |
| 9. Estimated Ending Balance:           | \$ 7,406,735                            | \$ 9,763          | \$ (3,739)                                 | \$ 170,200                                   | \$ 17,872                                    | \$ (327)                        | \$ 68,863                     | \$ 21,706,468            |

**City of Kyle, Texas**  
**Fund Summary Budget Status Report**  
**GENERAL FUND**  
**For 12-Months Ended September 30, 2012**

|   | <b>Actual<br/>2009-10</b> | <b>Actual<br/>2010-11</b> | <b>Approved<br/>Budget<br/>2011-12</b> | <b>Year to Date<br/>w/Encumbrance<br/>as of 9/30/12</b> | <b>YTD As % of<br/>Budget</b> | <b>Budget<br/>Remaining</b> | <b>% of Budget<br/>Remaining</b> |
|---|---------------------------|---------------------------|--|---|-------------------------------|-----------------------------|----------------------------------|
| <b>BEGINNING FUND BALANCE</b>               | \$ 3,185,580              | \$ 2,413,465              | \$ 3,247,759                           | \$ 3,247,759  |                               |                             |                                  |
| <b>REVENUE</b>                              |                           |                           |  |   |                               |                             |                                  |
| General Revenue                             |                           |                           |  |   |                               |                             |                                  |
| Property Taxes                              | \$ 2,457,089              | \$ 3,052,966              | \$ 3,243,800                           | \$ 3,386,409  | 104.40%                       | \$ (142,609)                | -4.40%                           |
| Sales Taxes                                 | 2,422,594                 | 3,155,933                 | 3,306,400                              | 3,540,287   | 107.07%                       | (233,887)                   | -7.07%                           |
| Other Taxes                                 | 8,620                     | 5,012                     | 9,000                                  | 17,801  | 197.79%                       | (8,801)                     | -97.79%                          |
| Gross Receipts & Franchise Fees             | 701,786                   | 764,348                   | 803,800                                | 894,240   | 111.25%                       | (90,440)                    | -11.25%                          |
| Charges for Services                        | 1,363,731                 | 1,533,870                 | 1,907,450                              | 1,975,749   | 103.58%                       | (68,299)                    | -3.58%                           |
| Fines and Forfeitures                       | 567,347                   | 469,246                   | 551,345                                | 805,779   | 146.15%                       | (254,434)                   | -46.15%                          |
| Licenses, Fees and Permits                  | 11,755                    | 2,430                     | 1,840                                  | 2,265   | 123.07%                       | (425)                       | -23.07%                          |
| Library Revenue                             | 51,768                    | 53,048                    | 50,250                                 | 47,586  | 94.70%                        | 2,664                       | 5.30%                            |
| Interest and Other                          | 179,822                   | 190,370                   | 172,500                                | 154,312   | 89.46%                        | 18,188                      | 10.54%                           |
| <b>Total General Revenue:</b>               | <b>\$ 7,764,512</b>       | <b>\$ 9,227,221</b>       | <b>\$ 10,046,385</b>                   | <b>\$ 10,824,427</b>                                    | <b>107.74%</b>                | <b>\$ (778,042)</b>         | <b>-7.74%</b>                    |
| Community Development Revenue               |                           |                           |  |   |                               |                             |                                  |
| Construction Inspection                     | \$ 373,372                | \$ 430,908                | \$ 423,245                             | \$ 491,532  | 116.13%                       | \$ (68,287)                 | -16.13%                          |
| Land Use Planning & Review                  | 14,103                    | 32,498                    | 105,733                                | 107,309   | 101.49%                       | (1,576)                     | -1.49%                           |
| <b>Total Community Development Revenue:</b> | <b>\$ 387,475</b>         | <b>\$ 463,406</b>         | <b>\$ 528,978</b>                      | <b>\$ 598,841</b>                                       | <b>113.21%</b>                | <b>\$ (69,863)</b>          | <b>-13.21%</b>                   |
| Recreation Programs Revenue                 |                           |                           |  |   |                               |                             |                                  |
| Recreation Program                          | \$ 179,131                | \$ 185,868                | \$ 219,900                             | \$ 188,128  | 85.55%                        | \$ 31,772                   | 14.45%                           |
| Special Events                              | 79,953                    | 66,897                    | 7,000                                  | 25,850  | 369.28%                       | (18,850)                    | -269.28%                         |
| Swimming Pool                               | 51,530                    | 60,987                    | 47,900                                 | 58,468  | 122.06%                       | (10,568)                    | -22.06%                          |
| <b>Total Recreation Programs Revenue:</b>   | <b>\$ 310,614</b>         | <b>\$ 313,752</b>         | <b>\$ 274,800</b>                      | <b>\$ 272,445</b>                                       | <b>99.14%</b>                 | <b>\$ 2,355</b>             | <b>0.86%</b>                     |
| <b>TOTAL REVENUE</b>                        | <b>\$ 8,462,602</b>       | <b>\$ 10,004,380</b>      | <b>\$ 10,850,163</b>                   | <b>\$ 11,695,713</b>                                    | <b>107.79%</b>                | <b>\$ (845,550)</b>         | <b>-7.79%</b>                    |
| Transfers In:                               |                           |                           |  |   |                               |                             |                                  |
| Utility Fund                                | \$ 1,479,956              | \$ 1,732,348              | \$ 1,635,000                           | \$ 1,635,000  | 100.00%                       | \$ -                        | 0.00%                            |
| Court Special Revenue                       | -                         | -                         | -                                      | -   | 0.00%                         | -                           | 0.00%                            |
| Grant Fund                                  | -                         | -                         | -                                      | 26,545  | 0.00%                         | (26,545)                    | 0.00%                            |
| General Fund (Community Development)        | 645,993                   | 461,855                   | -                                      | -   | 0.00%                         | -                           | 0.00%                            |
| General Fund (Recreation Programs)          | 301,731                   | 354,635                   | -                                      | -   | 0.00%                         | -                           | 0.00%                            |
| <b>Total Transfer In:</b>                   | <b>\$ 2,427,680</b>       | <b>\$ 2,548,837</b>       | <b>\$ 1,635,000</b>                    | <b>\$ 1,661,545</b>                                     | <b>101.62%</b>                | <b>\$ (26,545)</b>          | <b>-1.62%</b>                    |
| <b>TOTAL REVENUE AND TRANSFERS IN:</b>      | <b>\$ 10,890,282</b>      | <b>\$ 12,553,216</b>      | <b>\$ 12,485,163</b>                   | <b>\$ 13,357,258</b>                                    | <b>106.99%</b>                | <b>\$ (872,095)</b>         | <b>-6.99%</b>                    |

Item # 27

**EXPENDITURES**

|  | Actual<br>2009-10 | Actual<br>2010-11 | Approved<br>Budget<br>2011-12 | Year to Date<br>w/Encumbrance<br>as of 9/30/12 | YTD As % of<br>Budget | Budget<br>Remaining | % of Budget<br>Remaining |
|--|-------------------|-------------------|-------------------------------|--|-----------------------|---------------------|--------------------------|
| Administration                         |                   |                   |                               |  |                       |                     |                          |
| Mayor and Council                      | \$ 71,661         | \$ 77,042         | \$ 66,174                     | \$ 66,984                                      | 101.22%               | \$ (810)            | -1.22%                   |
| Office of the City Manager             | 1,071,169         | 646,648           | 498,535                       | 494,659  | 99.22%                | 3,876               | 0.78%                    |
| Human Resources                        | 208,254           | 207,726           | 241,565                       | 225,631  | 93.40%                | 15,934              | 6.60%                    |
| Information Technology                 | 174,088           | 350,521           | 418,340                       | 393,464  | 94.05%                | 24,876              | 5.95%                    |
| Total Administration:                  | \$ 1,525,172      | \$ 1,281,937      | \$ 1,224,614                  | \$ 1,180,738                                   | 96.42%                | \$ 43,876           | 3.58%                    |
| Communications & Community Development |                   |                   |                               |  |                       |                     |                          |
| Communications                         | \$ -              | \$ -              | \$ 113,776                    | \$ 96,855                                      | 85.13%                | \$ 16,921           | 14.87%                   |
| Building Inspection                    | 456,570           | 398,536           | 389,614                       | 396,153  | 101.68%               | (6,539)             | -1.68%                   |
| Planning                               | 228,087           | 249,305           | 249,786                       | 232,764  | 93.19%                | 17,022              | 6.81%                    |
| Economic Development                   | 316,661           | 532,677           | 196,889                       | 180,112  | 91.48%                | 16,777              | 8.52%                    |
| Total Communications & Community Dev:  | \$ 1,001,318      | \$ 1,180,518      | \$ 950,065                    | \$ 905,884                                     | 95.35%                | \$ 44,181           | 4.65%                    |
| Financial Services                     |                   |                   |                               |  |                       |                     |                          |
| Budget & Accounting                    | \$ 456,857        | \$ 524,376        | \$ 554,278                    | \$ 513,944                                     | 92.72%                | \$ 40,334           | 7.28%                    |
| Municipal Court                        | 227,231           | 236,561           | 250,432                       | 251,868  | 100.57%               | (1,436)             | -0.57%                   |
| Total Financial Services:              | \$ 684,088        | \$ 760,937        | \$ 804,710                    | \$ 765,812                                     | 95.17%                | \$ 38,898           | 4.83%                    |
| Parks and Recreation                   |                   |                   |                               |  |                       |                     |                          |
| Administration                         | \$ 216,702        | \$ 225,647        | \$ 156,274                    | \$ 151,553                                     | 96.98%                | \$ 4,721            | 3.02%                    |
| Recreation Programs                    | 388,911           | 348,443           | 352,209                       | 294,308  | 83.56%                | 57,901              | 16.44%                   |
| Aquatic Program                        | 138,814           | 164,841           | 170,615                       | 119,045  | 69.77%                | 51,570              | 30.23%                   |
| Parks Maintenance & Operations         | 674,449           | 740,891           | 646,491                       | 623,020  | 96.37%                | 23,471              | 3.63%                    |
| Facilities Maintenance & Operations    | 313,771           | 315,338           | 483,458                       | 431,250  | 89.20%                | 52,208              | 10.80%                   |
| Total Parks and Recreation:            | \$ 1,732,647      | \$ 1,795,160      | \$ 1,809,047                  | \$ 1,619,176                                   | 89.50%                | \$ 189,871          | 10.50%                   |
| Public Library                         | \$ 295,991        | \$ 346,220        | \$ 386,857                    | \$ 375,691                                     | 97.11%                | \$ 11,166           | 2.89%                    |
| Police Department                      |                   |                   |                               |  |                       |                     |                          |
| Police Operations                      | \$ 2,971,459      | \$ 2,867,259      | \$ 3,435,273                  | \$ 3,261,591                                   | 94.94%                | \$ 173,682          | 5.06%                    |
| Police Support Services                | 368,728           | 514,533           | 599,316                       | 587,471  | 98.02%                | 11,845              | 1.98%                    |
| Total Police Department:               | \$ 3,340,187      | \$ 3,381,792      | \$ 4,034,589                  | \$ 3,849,061                                   | 95.40%                | \$ 185,527          | 4.60%                    |
| Emergency/Medical Services (Contract)  | \$ 73,635         | \$ 165,412        | \$ 278,900                    | \$ 278,886                                     | 99.99%                | \$ 14               | 0.01%                    |
| Public Works                           |                   |                   |                               |  |                       |                     |                          |
| Street Maintenance                     | 780,146           | 543,946           | 638,969                       | 486,597  | 76.15%                | 152,372             | 23.85%                   |
| Solid Waste Services (Contract)        | 1,281,490         | 1,449,767         | 1,623,000                     | 1,596,217                                      | 98.35%                | 26,783              | 1.65%                    |
| Total Public Works:                    | \$ 2,061,636      | \$ 1,993,714      | \$ 2,261,969                  | \$ 2,082,813                                   | 92.08%                | \$ 179,156          | 7.92%                    |
| Departmental Total:                    | \$ 10,714,673     | \$ 10,905,690     | \$ 11,750,750                 | \$ 11,058,092                                  | 94.11%                | \$ 692,689          | 5.89%                    |

Item # 27

|   | Actual<br>2009-10    | Actual<br>2010-11    | Approved<br>Budget<br>2011-12 | Year to Date<br>w/Encumbrance<br>as of 9/30/12 | YTD As % of<br>Budget | Budget<br>Remaining | % of Budget<br>Remaining |
|---|----------------------|----------------------|-------------------------------|--|-----------------------|---------------------|--------------------------|
| Non Departmental  |                      |                      |                               |  |                       |                     |                          |
| Workers Compensation  | \$ -                 | \$ -                 | \$ 248,318                    | \$ 114,005                                     | 45.91%                | \$ 134,313          | 54.09%                   |
| State Unemployment Taxes  | -                    | -                    | 15,910                        | 37,659   | 236.70%               | (21,749)            | -136.70%                 |
| Insurance & Bonds   | -                    | -                    | 143,521                       | 128,381  | 89.45%                | 15,140              | 10.55%                   |
| Seton 380 Developer Agrmnt  | -                    | -                    | 236,500                       | 224,819  | 95.06%                | 11,681              | 4.94%                    |
| DDR DB 380 Developer Agrmnt   | -                    | -                    | 220,000                       | 198,336  | 90.15%                | 21,664              | 9.85%                    |
| Nomoland 380 Developer Agrmnt   | -                    | -                    | -                             | -  | 0.00%                 | -                   | 0.00%                    |
| Total Non Departmental  | \$ -                 | \$ -                 | \$ 864,249                    | \$ 703,200                                     | 81.37%                | \$ 161,049          | 18.63%                   |
| <b>TOTAL EXPENDITURES:</b>  | <b>\$ 10,714,673</b> | <b>\$ 10,905,690</b> | <b>\$ 12,614,999</b>          | <b>\$ 11,761,262</b>                           | <b>93.23%</b>         | <b>\$ 853,738</b>   | <b>6.77%</b>             |
| TRANSFERS OUT:  |                      |                      |                               |  |                       |                     |                          |
| Interfund Transfers Out   | \$ 947,724           | \$ 818,889           | \$ -                          | \$ -   | 0.00%                 | \$ -                | 0.00%                    |
| Transfer Out to OPEB Fund   | -                    | -                    | 60,000                        | 60,000   | 100.00%               | -                   | 0.00%                    |
| Transfer - Transportation Fund  | -                    | -                    | -                             | -  | 0.00%                 | -                   | 0.00%                    |
| Transfer - Economic Dev. Fund   | -                    | -                    | -                             | -  | 0.00%                 | -                   | 0.00%                    |
| Transfer - Structural Demolition Fund   | -                    | -                    | -                             | -  | 0.00%                 | -                   | 0.00%                    |
| Transfer - Emergency Reserve Fund   | -                    | -                    | -                             | -  | 0.00%                 | -                   | 0.00%                    |
| TOTAL TRANSFERS OUT:  | \$ 947,724           | \$ 818,889           | \$ 60,000                     | \$ 60,000                                      | 100.00%               | \$ -                | 0.00%                    |
| <b>TOTAL EXPENDITURES &amp; TRANSFERS OUT</b>                                     | <b>\$ 11,662,397</b> | <b>\$ 11,724,579</b> | <b>\$ 12,674,999</b>          | <b>\$ 11,821,262</b>                           | <b>93.26%</b>         | <b>\$ 853,738</b>   | <b>6.74%</b>             |
| <b>TOTAL REVENUE &amp; TRANSFERS-IN<br/>IN EXCESS (DEFICIT) OVER EXPENDITURES</b> | <b>\$ (772,115)</b>  | <b>\$ 828,637</b>    | <b>\$ (189,836)</b>           | <b>\$ 1,535,996</b>                            |                       |                     |                          |
| <b>ESTIMATED ENDING FUND BALANCE</b>  | <b>\$ 2,413,465</b>  | <b>\$ 3,247,759</b>  | <b>\$ 3,057,923</b>           | <b>\$ 4,783,755</b>                            |                       |                     |                          |

City of Kyle, Texas  
Fund Summary Budget Status Report  
COMMUNITY DEVELOPMENT FUND  
For 12-Months Ended September 30, 2012

|   | Actual<br>2009-10 | Actual<br>2010-11 | Approved<br>Budget<br>2011-12 | Year to Date<br>w/Encumbrance<br>as of 9/30/12 | YTD As % of<br>Budget | Budget<br>Remaining | % of Budget<br>Remaining |
|---|-------------------|-------------------|-------------------------------|--|-----------------------|---------------------|--------------------------|
| <b>BEGINNING FUND BALANCE</b>   | \$ (761,415)      | \$ (721,168)      | \$ (976,425)                  | \$ (976,425)                                   |                       |                     |                          |
| <b>REVENUE:</b>   |                   |                   |                               |  |                       |                     |                          |
| Construction Inspection   | \$ 362,599        | \$ 427,709        | \$ -                          | \$ -   | 0.00%                 | \$ -                | 0.00%                    |
| Other Inspection  | 8,273             | 799               | -                             | -  | 0.00%                 | -                   | 0.00%                    |
| Land Use Planning & Review  | 14,103            | 32,498            | -                             | -  | 0.00%                 | -                   | 0.00%                    |
| Other Revenue   | 10,598            | 2,400             | -                             | -  | 0.00%                 | -                   | 0.00%                    |
| <b>TOTAL REVENUE:</b>   | \$ 395,573        | \$ 463,406        | \$ -                          | \$ -   | 0.00%                 | \$ -                | 0.00%                    |
| <b>TRANSFERS IN:</b>  |                   |                   |                               |  |                       |                     |                          |
| General Fund  | \$ 645,993        | \$ 461,855        | \$ -                          | \$ -   | 0.00%                 | \$ -                | 0.00%                    |
| <b>TOTAL TRANSFERS IN:</b>  | \$ 645,993        | \$ 461,855        | \$ -                          | \$ -   | 0.00%                 | \$ -                | 0.00%                    |
| <b>TOTAL REVENUE AND TRANSFERS IN:</b>  | \$ 1,041,566      | \$ 925,261        | \$ -                          | \$ -   | 0.00%                 | \$ -                | 0.00%                    |
| <b>EXPENDITURES:</b>  |                   |                   |                               |  |                       |                     |                          |
| Building Inspection   | \$ 456,570        | \$ 398,536        | \$ -                          | \$ -   | 0.00%                 | \$ -                | 0.00%                    |
| Planning  | 228,087           | 249,305           | -                             | -  | 0.00%                 | -                   | 0.00%                    |
| Economic Development  | 316,661           | 532,677           | -                             | -  | 0.00%                 | -                   | 0.00%                    |
| <b>TOTAL EXPENDITURES:</b>  | \$ 1,001,318      | \$ 1,180,518      | \$ -                          | \$ -   | 0.00%                 | \$ -                | 0.00%                    |
| <b>TOTAL REVENUE &amp; TRANSFERS-IN<br/>IN EXCESS (DEFICIT) OVER EXPENDITURES</b> | \$ 40,247         | \$ (255,257)      | \$ -                          | \$ -   |                       |                     |                          |
| <b>ESTIMATED ENDING FUND BALANCE</b>  | \$ (721,168)      | \$ (976,425)      | \$ (976,425)                  | \$ (976,425)                                   |                       |                     |                          |



City of Kyle, Texas  
Fund Summary Budget Status Report  
RECREATION FUND  
For 12-Months Ended September 30, 2012

|   | Actual<br>2009-10 | Actual<br>2010-11 | Approved<br>Budget<br>2011-12 | Year to Date<br>w/Encumbrance<br>as of 9/30/12 | YTD As % of<br>Budget | Budget<br>Remaining | % of Budget<br>Remaining |
|---|-------------------|-------------------|-------------------------------|--|-----------------------|---------------------|--------------------------|
| <b>BEGINNING FUND BALANCE</b>   | \$ 39,013         | \$ 124,871        | \$ 280,045                    | \$ 280,045                                     |                       |                     |                          |
| <b>REVENUE:</b>   |                   |                   |                               |  |                       |                     |                          |
| Recreation Program  | \$ 180,368        | \$ 185,939        | \$ -                          | \$ -   | 0.00%                 | \$ -                | 0.00%                    |
| Special Events  | 72,113            | 57,771            | -                             | -  | 0.00%                 | -                   | 0.00%                    |
| Swimming Pool   | 59,370            | 70,113            | -                             | -  | 0.00%                 | -                   | 0.00%                    |
| <b>TOTAL REVENUE:</b>   | <u>\$ 311,852</u> | <u>\$ 313,823</u> | <u>\$ -</u>                   | <u>\$ -</u>                                    | <u>0.00%</u>          | <u>\$ -</u>         | <u>0.00%</u>             |
| <b>TRANSFERS IN:</b>  |                   |                   |                               |  |                       |                     |                          |
| General Fund  | \$ 301,731        | \$ 354,635        | \$ -                          | \$ -   | 0.00%                 | \$ -                | 0.00%                    |
| <b>TOTAL TRANSFERS IN:</b>  | <u>\$ 301,731</u> | <u>\$ 354,635</u> | <u>\$ -</u>                   | <u>\$ -</u>                                    | <u>0.00%</u>          | <u>\$ -</u>         | <u>0.00%</u>             |
| <b>TOTAL REVENUE AND TRANSFERS IN:</b>  | <u>\$ 613,583</u> | <u>\$ 668,458</u> | <u>\$ -</u>                   | <u>\$ -</u>                                    | <u>0.00%</u>          | <u>\$ -</u>         | <u>0.00%</u>             |
| <b>EXPENDITURES:</b>  |                   |                   |                               |  |                       |                     |                          |
| Recreation Programs   | \$ 388,911        | \$ 348,443        | \$ -                          | \$ -   | 0.00%                 | \$ -                | 0.00%                    |
| Aquatic Programs  | 138,814           | 164,841           | -                             | -  | 0.00%                 | -                   | 0.00%                    |
| <b>TOTAL EXPENDITURES:</b>  | <u>\$ 527,725</u> | <u>\$ 513,285</u> | <u>\$ -</u>                   | <u>\$ -</u>                                    | <u>0.00%</u>          | <u>\$ -</u>         | <u>0.00%</u>             |
| <b>TOTAL REVENUE &amp; TRANSFERS-IN<br/>IN EXCESS (DEFICIT) OVER EXPENDITURES</b> | <u>\$ 85,858</u>  | <u>\$ 155,173</u> | <u>\$ -</u>                   | <u>\$ -</u>                                    |                       |                     |                          |
| <b>ESTIMATED ENDING FUND BALANCE</b>  | \$ 124,871        | \$ 280,045        | \$ 280,045                    | \$ 280,045                                     |                       |                     |                          |

**City of Kyle, Texas**  
**Fund Summary Budget Status Report**  
**UTILITY FUND**  
**For 12-Months Ended September 30, 2012**

|   | <b>Actual<br/>2009-10</b> | <b>Actual<br/>2010-11</b> | <b>Approved<br/>Budget<br/>2011-12</b> | <b>Year to Date<br/>w/Encumbrance<br/>as of 9/30/12</b> | <b>YTD As % of<br/>Budget</b> | <b>Budget<br/>Remaining</b> | <b>% of Budget<br/>Remaining</b> |
|---|---------------------------|---------------------------|--|---|-------------------------------|-----------------------------|----------------------------------|
| <b>BEGINNING FUND BALANCE</b>   | \$ 6,749,063              | \$ 4,915,538              | \$ 3,428,628                           | \$ 3,428,628  |                               |                             |                                  |
| <b>REVENUE:</b>   |                           |                           |  |   |                               |                             |                                  |
| Water Sales   | \$ 3,436,754              | \$ 4,441,370              | \$ 5,327,892                           | \$ 5,544,424  | 104.06%                       | \$ (216,532)                | -4.06%                           |
| Misc Water Charges  | 425,798                   | 414,609                   | 320,820                                | 453,551   | 141.37%                       | (132,731)                   | -41.37%                          |
| Wastewater Service Charges  | 2,117,394                 | 2,330,981                 | 3,296,838                              | 3,552,958   | 107.77%                       | (256,120)                   | -7.77%                           |
| Misc Wastewater Charges   | 122,125                   | 37,397                    | 37,100                                 | 82,330  | 221.91%                       | (45,230)                    | -121.91%                         |
| Interest and Other  | 20,776                    | 7,966                     | 84,000                                 | 78,670  | 93.65%                        | 5,330                       | 6.35%                            |
| <b>TOTAL REVENUE:</b>   | <b>\$ 6,122,847</b>       | <b>\$ 7,232,323</b>       | <b>\$ 9,066,650</b>                    | <b>\$ 9,711,932</b>                                     | <b>107.12%</b>                | <b>\$ (645,282)</b>         | <b>-7.12%</b>                    |
| <b>TRANSFERS IN:</b>  |                           |                           |  |   |                               |                             |                                  |
| Transfer In   | \$ -                      | \$ 736,586                | \$ -                                   | \$ 16,218   | 0.00%                         | \$ (16,218)                 | 0.00%                            |
| <b>TOTAL TRANSFERS IN:</b>  | <b>\$ -</b>               | <b>\$ 736,586</b>         | <b>\$ -</b>                            | <b>\$ 16,218</b>  | <b>0.00%</b>                  | <b>\$ (16,218)</b>          | <b>0.00%</b>                     |
| <b>TOTAL REVENUE AND TRANSFERS IN:</b>  | <b>\$ 6,122,847</b>       | <b>\$ 7,968,909</b>       | <b>\$ 9,066,650</b>                    | <b>\$ 9,728,150</b>                                     | <b>107.30%</b>                | <b>\$ (661,500)</b>         | <b>-7.30%</b>                    |
| <b>EXPENDITURES:</b>  |                           |                           |  |   |                               |                             |                                  |
| Plum Creek Watershed Grant  | \$ -                      | \$ 600                    | \$ -                                   | \$ -  | 0.00%                         | \$ -                        | 0.00%                            |
| Administration  | 666,677                   | 727,056                   | 867,997                                | 757,108   | 87.22%                        | 110,889                     | 12.78%                           |
| Utility Billing   | 402,379                   | 361,304                   | 435,097                                | 416,013   | 95.61%                        | 19,085                      | 4.39%                            |
| Water Operations  | 867,420                   | 1,079,450                 | 1,296,634                              | 1,085,208   | 83.69%                        | 211,426                     | 16.31%                           |
| Water Supply  | 2,129,641                 | 2,541,493                 | 3,677,394                              | 3,518,408   | 95.68%                        | 158,986                     | 4.32%                            |
| Wastewater Operations   | 1,731,698                 | 1,154,468                 | 2,363,298                              | 1,920,481   | 81.26%                        | 442,817                     | 13.47%                           |
| Non-Departmental  | -                         | -                         | 3,847                                  | 9,024   | 234.58%                       | (5,177)                     | -134.58%                         |
| Facility Maintenance  | -                         | -                         | 29,500                                 | 25,369  | 86.00%                        | 4,131                       | 14.00%                           |
| <b>TOTAL EXPENDITURES:</b>  | <b>\$ 5,797,815</b>       | <b>\$ 5,864,371</b>       | <b>\$ 8,673,767</b>                    | <b>\$ 7,731,611</b>                                     | <b>89.14%</b>                 | <b>\$ 942,156</b>           | <b>10.86%</b>                    |
| <b>TRANSFERS OUT:</b>   |                           |                           |  |   |                               |                             |                                  |
| Transfers Out - General Fund  | \$ 1,479,956              | \$ 1,732,348              | \$ 1,635,000                           | \$ 1,635,000  | 100.00%                       | \$ -                        | 0.00%                            |
| Transfers Out - CIP   | 86,327                    | 321,675                   | -                                      | -   | 0.00%                         | -                           | 0.00%                            |
| Transfers Out - Debt Service  | 980,948                   | 912,801                   | 923,793                                | 923,793   | 100.00%                       | -                           | 0.00%                            |
| Transfers Out - OPEB Fund   | 19,785                    | 21,698                    | 20,000                                 | 20,000  | 100.00%                       | -                           | 0.00%                            |
| <b>TOTAL TRANSFERS OUT:</b>   | <b>\$ 2,567,016</b>       | <b>\$ 2,988,521</b>       | <b>\$ 2,578,793</b>                    | <b>\$ 2,578,793</b>                                     | <b>100.00%</b>                | <b>\$ -</b>                 | <b>0.00%</b>                     |
| <b>TOTAL EXPENDITURES &amp; TRANSFERS OUT</b>                                     | <b>\$ 8,364,831</b>       | <b>\$ 8,852,892</b>       | <b>\$ 11,252,560</b>                   | <b>\$ 10,310,404</b>                                    | <b>91.63%</b>                 | <b>\$ 942,156</b>           | <b>8.37%</b>                     |
| <b>TOTAL REVENUE &amp; TRANSFERS-IN<br/>IN EXCESS (DEFICIT) OVER EXPENDITURES</b> | <b>\$ (2,241,984)</b>     | <b>\$ (883,983)</b>       | <b>\$ (2,185,910)</b>                  | <b>\$ (582,254)</b>                                     |                               |                             |                                  |
| <b>AUDIT ADJUSTMENT TO RECONCILE</b>  | <b>\$ 408,459</b>         | <b>\$ (602,926)</b>       |  |   |                               |                             |                                  |
| <b>ESTIMATED ENDING FUND BALANCE</b>  | <b>\$ 4,915,538</b>       | <b>\$ 3,428,628</b>       | <b>\$ 1,242,718</b>                    | <b>\$ 2,846,375</b>                                     |                               |                             |                                  |

Item # 27

City of Kyle, Texas  
Fund Summary Budget Status Report  
POLICE FORFEITURE FUND  
For 12-Months Ended September 30, 2012

| Line No.                              | Actual<br>2009-10 | Actual<br>2010-11 | Approved<br>Budget<br>2011-12 | Year to Date<br>w/Encumbrance<br>as of 9/30/12 | YTD As % of<br>Budget | Budget<br>Remaining | % of Budget<br>Remaining |
|---------------------------------------|-------------------|-------------------|-------------------------------|--|-----------------------|---------------------|--------------------------|
| BEGINNING FUND BALANCE (UNAUDITED)    |                   |                   |                               |  |                       |                     |                          |
|                                       | \$ 18,244         | \$ 19,619         | \$ 21,922                     | \$ 21,922                                      |                       |                     |                          |
| REVENUE:                              |                   |                   |                               |  |                       |                     |                          |
| 1                                     | \$ 1,375          | \$ 2,303          | \$ 2,500                      | \$ 897   | 35.89%                | \$ 1,603            | 64.11%                   |
| 2                                     | \$ -              | \$ -              | \$ -                          | \$ -   | 0.00%                 | \$ -                | 0.00%                    |
|                                       | \$ 1,375          | \$ 2,303          | \$ 2,500                      | \$ 897   | 35.89%                | \$ 1,603            | 64.11%                   |
| EXPENDITURES:                         |                   |                   |                               |  |                       |                     |                          |
| 3                                     | \$ -              | \$ -              | \$ -                          | \$ -   | 0.00%                 | \$ -                | 0.00%                    |
| 4                                     | \$ -              | \$ -              | \$ -                          | \$ -   | 0.00%                 | \$ -                | 0.00%                    |
| 5                                     | \$ -              | \$ -              | \$ -                          | \$ -   | 0.00%                 | \$ -                | 0.00%                    |
|                                       | \$ -              | \$ -              | \$ -                          | \$ -   | 0.00%                 | \$ -                | 0.00%                    |
| TOTAL REVENUE & TRANSFERS-IN          |                   |                   |                               |  |                       |                     |                          |
|                                       | \$ 1,375          | \$ 2,303          | \$ 2,500                      | \$ 897   |                       |                     |                          |
| IN EXCESS (DEFICIT) OVER EXPENDITURES |                   |                   |                               |  |                       |                     |                          |
|                                       | \$ 19,619         | \$ 21,922         | \$ 24,422                     | \$ 22,819                                      |                       |                     |                          |
| ESTIMATED ENDING FUND BALANCE         |                   |                   |                               |  |                       |                     |                          |

City of Kyle, Texas  
Fund Summary Budget Status Report  
POLICE SPECIAL REVENUE  
For 12-Months Ended September 30, 2012

| Line No.                              | Actual<br>2009-10 | Actual<br>2010-11 | Approved<br>Budget<br>2011-12 | Year to Date<br>w/Encumbrance<br>as of 9/30/12 | YTD As % of<br>Budget | Budget<br>Remaining | % of Budget<br>Remaining |
|---------------------------------------|-------------------|-------------------|-------------------------------|--|-----------------------|---------------------|--------------------------|
| BEGINNING FUND BALANCE (UNAUDITED)    |                   |                   |                               |  |                       |                     |                          |
|                                       | \$ 6,067          | \$ 6,783          | \$ 10,391                     | \$ 10,391                                      |                       |                     |                          |
| REVENUE:                              |                   |                   |                               |  |                       |                     |                          |
| 1                                     |                   |                   |                               |  |                       |                     |                          |
| 2                                     | \$ 2,621          | \$ 2,667          | \$ 2,600                      | \$ -   | 0.00%                 | \$ 2,600            | 100.00%                  |
| 3                                     | -                 | -                 | -                             | -  | 0.00%                 | -                   | 0.00%                    |
| 4                                     | -                 | -                 | -                             | -  | 0.00%                 | -                   | 0.00%                    |
| 5                                     | -                 | 100               | -                             | -  | 0.00%                 | -                   | 0.00%                    |
| 6                                     | -                 | 841               | -                             | 429  | 0.00%                 | (429)               | 0.00%                    |
| 7                                     | -                 | -                 | -                             | -  | 0.00%                 | -                   | 0.00%                    |
|                                       | \$ 2,621          | \$ 3,608          | \$ 2,600                      | \$ 429   | 16.49%                | \$ 2,171            | 83.51%                   |
| EXPENDITURES:                         |                   |                   |                               |  |                       |                     |                          |
| 8                                     | \$ 1,355          | -                 | \$ -                          | \$ -   | 0.00%                 | -                   | 0.00%                    |
| 9                                     | -                 | -                 | -                             | -  | 0.00%                 | -                   | 0.00%                    |
| 10                                    | 550               | -                 | -                             | -  | 0.00%                 | -                   | 0.00%                    |
| 11                                    | -                 | -                 | -                             | 540  | 0.00%                 | (540)               | 0.00%                    |
| 12                                    | -                 | -                 | 3,464                         | 3,460  | 99.87%                | 4                   | 0.13%                    |
|                                       | \$ 1,905          | \$ -              | \$ 3,464                      | \$ 3,999                                       | 115.45%               | \$ (535)            | -15.45%                  |
| TOTAL REVENUE & TRANSFERS-IN          |                   |                   |                               |  |                       |                     |                          |
|                                       | \$ 716            | \$ 3,608          | \$ (864)                      | \$ (3,570)                                     |                       |                     |                          |
| IN EXCESS (DEFICIT) OVER EXPENDITURES |                   |                   |                               |  |                       |                     |                          |
|                                       | \$ 6,783          | \$ 10,391         | \$ 9,527                      | \$ 6,821                                       |                       |                     |                          |
| ESTIMATED ENDING FUND BALANCE         |                   |                   |                               |  |                       |                     |                          |

City of Kyle, Texas  
Fund Summary Budget Status Report  
COURT SPECIAL REVENUE FUND  
For 12-Months Ended September 30, 2012

| Line No.  | Actual<br>2009-10 | Actual<br>2010-11 | Approved<br>Budget<br>2011-12 | Year to Date<br>w/Encumbrance<br>as of 9/30/12 | YTD As % of<br>Budget | Budget<br>Remaining | % of Budget<br>Remaining |
|---|-------------------|-------------------|-------------------------------|--|-----------------------|---------------------|--------------------------|
| BEGINNING FUND BALANCE (UNAUDITED)                                    |                   |                   |                               |  |                       |                     |                          |
|   | \$ 86,110         | \$ 100,102        | \$ 95,255                     | \$ 95,255                                      |                       |                     |                          |
| REVENUE:  |                   |                   |                               |  |                       |                     |                          |
| 1   | \$ 12,326         | \$ 14,713         | \$ 9,500                      | \$ 20,419                                      | 214.94%               | \$ (10,919)         | -114.94%                 |
| 2   | 9,230             | 11,032            | 7,500                         | 15,314   | 204.19%               | (7,814)             | -104.19%                 |
| 3   | 1,707             | 2,077             | 1,200                         | 2,907  | 242.21%               | (1,707)             | -142.21%                 |
| 4   | 430               | 1,187             | 300                           | 2,134  | 711.35%               | (1,834)             | -611.35%                 |
|   | \$ 23,694         | \$ 29,009         | \$ 18,500                     | \$ 40,774                                      | 220.40%               | \$ (22,274)         | -120.40%                 |
| EXPENDITURES:   |                   |                   |                               |  |                       |                     |                          |
| Technology Expenses   |                   |                   |                               |  |                       |                     |                          |
| 5   | \$ 413            | \$ 18,900         | \$ -                          | \$ -   | 0.00%                 | \$ -                | 0.00%                    |
| 6   | 900               | 3,600             | 1,000                         | -  | 0.00%                 | 1,000               | 100.00%                  |
| 7   | -                 | -                 | 1,900                         | -  | 0.00%                 | 1,900               | 100.00%                  |
| 8   | 1,797             | -                 | -                             | -  | 0.00%                 | -                   | 0.00%                    |
| 9   | 704               | -                 | 1,000                         | -  | 0.00%                 | 1,000               | 100.00%                  |
| 10  | -                 | 5,000             | -                             | -  | 0.00%                 | -                   | 0.00%                    |
| 11  | 68                | -                 | 100                           | -  | 0.00%                 | 100                 | 100.00%                  |
|   | \$ 3,882          | \$ 27,500         | \$ 4,000                      | \$ -   | 0.00%                 | \$ 4,000            | 100.00%                  |
| Security Expenses   |                   |                   |                               |  |                       |                     |                          |
| 12  | \$ 100            | \$ 100            | \$ 100                        | \$ 50  | 50.00%                | \$ 50               | 50.00%                   |
| 13  | 5,670             | 6,156             | 6,000                         | 844  | 14.06%                | 5,156               | 85.94%                   |
| 14  | -                 | -                 | -                             | -  | 0.00%                 | -                   | 0.00%                    |
| 15  | -                 | -                 | -                             | -  | 0.00%                 | -                   | 0.00%                    |
|   | \$ 5,770          | \$ 6,256          | \$ 6,100                      | \$ 894   | 14.65%                | \$ 5,206            | 85.35%                   |
| Training Expenses   |                   |                   |                               |  |                       |                     |                          |
| 16  | \$ 50             | \$ 100            | \$ 100                        | \$ 50  | 50.00%                | \$ 50               | 50.00%                   |
|   | \$ 50             | \$ 100            | \$ 100                        | \$ 50  | 50.00%                | \$ 50               | 50.00%                   |
|   | \$ 9,702          | \$ 33,856         | \$ 10,200                     | \$ 944   | 9.25%                 | \$ 9,256            | 90.75%                   |
| TOTAL EXPENDITURES & TRANSFERS OUT:                                   |                   |                   |                               |  |                       |                     |                          |
|   | \$ 13,992         | \$ (4,847)        | \$ 8,300                      | \$ 39,830                                      |                       |                     |                          |
| TOTAL REVENUE & TRANSFERS-IN<br>IN EXCESS (DEFICIT) OVER EXPENDITURES |                   |                   |                               |  |                       |                     |                          |
|   | \$ 100,102        | \$ 95,255         | \$ 103,555                    | \$ 135,085                                     |                       |                     |                          |
| ESTIMATED ENDING FUND BALANCE   |                   |                   |                               |  |                       |                     |                          |

City of Kyle, Texas  
Fund Summary Budget Status Report  
HOTEL OCCUPANCY FUND  
For 12-Months Ended September 30, 2012

| Line No.                              | Actual<br>2009-10 | Actual<br>2010-11 | Approved<br>Budget<br>2011-12 | Year to Date<br>w/Encumbrance<br>as of 9/30/12 | YTD As % of<br>Budget | Budget<br>Remaining | % of Budget<br>Remaining |
|---------------------------------------|-------------------|-------------------|-------------------------------|--|-----------------------|---------------------|--------------------------|
| BEGINNING FUND BALANCE (UNAUDITED)    |                   |                   |                               |  |                       |                     |                          |
|                                       | \$ 195,601        | \$ 120,559        | \$ 85,933                     | \$ 85,933                                      |                       |                     |                          |
| REVENUE:                              |                   |                   |                               |  |                       |                     |                          |
| 1                                     | \$ 95,351         | \$ 132,581        | \$ 125,250                    | \$ 134,519                                     | 107.40%               | \$ (9,269)          | -7.40%                   |
| 2                                     | 363               | 185               | 307                           | 163  | 52.95%                | 144                 | 47.05%                   |
|                                       | \$ 95,714         | \$ 132,765        | \$ 125,557                    | \$ 134,681                                     | 107.27%               | \$ (9,124)          | -7.27%                   |
| EXPENDITURES:                         |                   |                   |                               |  |                       |                     |                          |
| 3                                     | \$ 36,118         | \$ 36,000         | \$ 36,364                     | \$ 36,364                                      | 100.00%               | \$ -                | 0.00%                    |
| 4                                     | -                 | -                 | -                             | -  | 0.00%                 | -                   | 0.00%                    |
| 5                                     | -                 | -                 | -                             | -  | 0.00%                 | -                   | 0.00%                    |
| 6                                     | 134,639           | 131,391           | 135,700                       | 126,161  | 92.97%                | 9,539               | 7.03%                    |
|                                       | \$ 170,757        | \$ 167,391        | \$ 172,064                    | \$ 162,525                                     | 94.46%                | \$ 9,539            | 5.54%                    |
| TOTAL REVENUE & TRANSFERS-IN          |                   |                   |                               |  |                       |                     |                          |
|                                       | \$ (75,042)       | \$ (34,626)       | \$ (46,507)                   | \$ (27,844)                                    |                       |                     |                          |
| IN EXCESS (DEFICIT) OVER EXPENDITURES |                   |                   |                               |  |                       |                     |                          |
|                                       | \$ 120,559        | \$ 85,933         | \$ 39,426                     | \$ 58,089                                      |                       |                     |                          |
| ESTIMATED ENDING FUND BALANCE         |                   |                   |                               |  |                       |                     |                          |

City of Kyle, Texas  
Fund Summary Budget Status Report  
LIBRARY BUILDING FUND  
For 12-Months Ended September 30, 2012

| Line No.                              | Actual<br>2009-10 | Actual<br>2010-11 | Approved<br>Budget<br>2011-12 | Year to Date<br>w/Encumbrance<br>as of 9/30/12 | YTD As % of<br>Budget | Budget<br>Remaining | % of Budget<br>Remaining |
|---------------------------------------|-------------------|-------------------|-------------------------------|--|-----------------------|---------------------|--------------------------|
| BEGINNING FUND BALANCE (UNAUDITED)    |                   |                   |                               |  |                       |                     |                          |
|                                       | \$ 155,127        | \$ 161,624        | \$ 161,906                    | \$ 161,906                                     |                       |                     |                          |
| REVENUE:                              |                   |                   |                               |  |                       |                     |                          |
| 1                                     | \$ 255            | \$ 170            | \$ 100                        | \$ 80  | 80.00%                | \$ 20               | 20.00%                   |
| 2                                     | \$ 6,241          | \$ 113            | \$ 500                        | \$ 108   | 21.60%                | \$ 392              | 78.40%                   |
|                                       | \$ 6,496          | \$ 282            | \$ 600                        | \$ 188   | 31.33%                | \$ 412              | 68.67%                   |
| TOTAL REVENUE:                        |                   |                   |                               |  |                       |                     |                          |
| 3                                     | \$ -              | \$ -              | \$ -                          | \$ -   | 0.00%                 | \$ -                | 0.00%                    |
| 4                                     | \$ -              | \$ -              | \$ -                          | \$ 128   | 0.00%                 | \$ (128)            | 0.00%                    |
| 5                                     | \$ -              | \$ -              | \$ 154,807                    | \$ 154,774                                     | 99.98%                | \$ 33               | 0.02%                    |
|                                       | \$ -              | \$ -              | \$ 154,807                    | \$ 154,902                                     | 100.06%               | \$ (95)             | -0.06%                   |
| TOTAL EXPENDITURES:                   |                   |                   |                               |  |                       |                     |                          |
| TOTAL REVENUE & TRANSFERS-IN          |                   |                   |                               |  |                       |                     |                          |
| IN EXCESS (DEFICIT) OVER EXPENDITURES |                   |                   |                               |  |                       |                     |                          |
|                                       | \$ 6,496          | \$ 282            | \$ (154,207)                  | \$ (154,714)                                   |                       |                     |                          |
| ESTIMATED ENDING FUND BALANCE         |                   |                   |                               |  |                       |                     |                          |
|                                       | \$ 161,624        | \$ 161,906        | \$ 7,699                      | \$ 7,192                                       |                       |                     |                          |

**City of Kyle, Texas**  
**Fund Summary Budget Status Report**  
**DEBT SERVICES**  
**For 12-Months Ended September 30, 2012**

| Line No.                                   | Actual<br>2009-10 | Actual<br>2010-11 | Approved<br>Budget<br>2011-12 | Year to Date<br>w/Encumbrance<br>as of 9/30/12 | YTD As % of<br>Budget | Budget<br>Remaining | % of Budget<br>Remaining |
|--|-------------------|-------------------|-------------------------------|--|-----------------------|---------------------|--------------------------|
| <b>BEGINNING FUND BALANCE ( UNAUDITED)</b> |                   |                   |                               |  |                       |                     |                          |
|  | \$ (133,126)      | \$ (39,317)       | \$ 16,874                     | \$ 16,874                                      |                       |                     |                          |
| <b>REVENUE:</b>                            |                   |                   |                               |  |                       |                     |                          |
| Property Taxes                             |                   |                   |                               |  |                       |                     |                          |
| 1  | \$ 3,182,636      | \$ 2,783,677      | \$ 3,381,240                  | \$ 3,528,150                                   | 104.34%               | \$ (146,910)        | -4.34%                   |
| 2  | 16,243            | 23,310            | 13,000                        | 21,899   | 168.45%               | (8,899)             | -68.45%                  |
| 3  | -                 | 4,853             | -                             | 149  | 0.00%                 | (149)               | 0.00%                    |
| 4  | 15,072            | 22,316            | 12,000                        | 23,117   | 192.64%               | (11,117)            | -92.64%                  |
|  | \$ 3,213,951      | \$ 2,834,155      | \$ 3,406,240                  | \$ 3,573,315                                   | 104.90%               | \$ (167,075)        | -4.90%                   |
| Investment Income & Other                  |                   |                   |                               |  |                       |                     |                          |
| 5  | \$ 55,545         | \$ 22,292         | \$ 15,500                     | \$ 2,427                                       | 15.66%                | \$ 13,073           | 84.34%                   |
| 6  | -                 | -                 | -                             | 3,026  | 0.00%                 | (3,026)             | 0.00%                    |
| 7  | -                 | -                 | -                             | -  | 0.00%                 | -                   | 0.00%                    |
|  | \$ 55,545         | \$ 22,292         | \$ 15,500                     | \$ 5,453                                       | 35.18%                | \$ 10,047           | 64.82%                   |
| Transfer In                                |                   |                   |                               |  |                       |                     |                          |
| 8  | \$ -              | \$ -              | \$ -                          | \$ -   | 0.00%                 | \$ -                | 0.00%                    |
| 9  | -                 | -                 | -                             | -  | 0.00%                 | -                   | 0.00%                    |
| 10   | 980,948           | 912,801           | -                             | -  | 0.00%                 | -                   | 0.00%                    |
| 11   | -                 | -                 | 785,224                       | 785,224  | 100.00%               | -                   | 0.00%                    |
| 12   | -                 | -                 | 138,569                       | 138,569  | 100.00%               | -                   | 0.00%                    |
| 13   | 36,118            | 36,000            | 36,364                        | 36,364   | 100.00%               | -                   | 0.00%                    |
| 14   | -                 | 425,000           | 425,000                       | 425,000  | 100.00%               | -                   | 0.00%                    |
|  | \$ 1,017,066      | \$ 1,373,801      | \$ 1,385,157                  | \$ 1,385,157                                   | 100.00%               | \$ -                | 0.00%                    |
|  | \$ 4,286,562      | \$ 4,230,248      | \$ 4,806,897                  | \$ 4,963,926                                   | 103.27%               | \$ (157,029)        | -3.27%                   |
| <b>TOTAL REVENUE AND TRANSFERS IN:</b>     |                   |                   |                               |  |                       |                     |                          |
| 15   | \$ 2,800          | \$ 1,990          | \$ -                          | \$ 3,000                                       | 0.00%                 | \$ (3,000)          | 0.00%                    |
| 16   | 228,286           | 275,732           | -                             | -  | 0.00%                 | -                   | 0.00%                    |
| 17   | -                 | -                 | -                             | -  | 0.00%                 | -                   | 0.00%                    |
| 18   | -                 | -                 | -                             | -  | 0.00%                 | -                   | 0.00%                    |
| 19   | -                 | -                 | -                             | -  | 0.00%                 | -                   | 0.00%                    |
| 20   | -                 | -                 | -                             | -  | 0.00%                 | -                   | 0.00%                    |
| 21   | -                 | -                 | -                             | -  | 0.00%                 | -                   | 0.00%                    |
| 22   | -                 | -                 | -                             | -  | 0.00%                 | -                   | 0.00%                    |
| 23   | -                 | -                 | -                             | -  | 0.00%                 | -                   | 0.00%                    |
| 24   | 4,500             | -                 | -                             | -  | 0.00%                 | -                   | 0.00%                    |
| 25   | 169,788           | 162,920           | 15,913                        | 15,913   | 100.00%               | 1                   | 0.00%                    |
| 26   | 41,768            | 31,832            | 21,712                        | 21,712   | 100.00%               | -                   | 0.00%                    |
| 27   | 394,200           | 382,800           | 367,000                       | 367,000  | 100.00%               | -                   | 0.00%                    |
| 28   | 1,007,706         | 987,581           | 969,906                       | 969,906  | 100.00%               | (0)                 | 0.00%                    |
| 29   | 170,919           | 131,056           | 111,931                       | 111,931  | 100.00%               | (0)                 | 0.00%                    |
| 30   | 27,788            | 42,020            | 41,546                        | 41,546   | 100.00%               | 1                   | 0.00%                    |
| 31   | -                 | -                 | 354,398                       | 308,414  | 87.02%                | 45,984              | 12.98%                   |

**Item #527**  
308,414



|                                       | Actual<br>2009-10 | Actual<br>2010-11 | Approved<br>Budget<br>2011-12 | Year to Date<br>w/Encumbrance<br>as of 9/30/12 | YTD As % of<br>Budget | Budget<br>Remaining | % of Budget<br>Remaining |
|---------------------------------------|-------------------|-------------------|-------------------------------|--|-----------------------|---------------------|--------------------------|
| 32                                    | -                 | -                 | 273,387                       | 273,387  | 100.00%               | 0                   | 0.00%                    |
| 33                                    | -                 | -                 | 106,374                       | 106,374  | 100.00%               | 0                   | 0.00%                    |
| 34                                    | 75,000            | -                 | -                             | -  | 0.00%                 | -                   | 0.00%                    |
| 35                                    | 205,000           | 210,000           | 220,000                       | 220,000  | 100.00%               | -                   | 0.00%                    |
| 36                                    | 270,000           | 275,000           | 290,000                       | 290,000  | 100.00%               | -                   | 0.00%                    |
| 37                                    | 285,000           | 395,000           | 410,000                       | 410,000  | 100.00%               | -                   | 0.00%                    |
| 38                                    | 575,000           | 505,000           | 515,000                       | 515,000  | 100.00%               | -                   | 0.00%                    |
| 39                                    | 710,000           | 755,000           | 775,000                       | 775,000  | 100.00%               | -                   | 0.00%                    |
| 40                                    | 25,000            | 18,125            | 29,363                        | 29,363   | 100.00%               | 1                   | 0.00%                    |
| 41                                    | -                 | -                 | 250,475                       | 218,716  | 87.32%                | 31,759              | 12.68%                   |
| 42                                    | -                 | -                 | 15,000                        | 15,000   | 100.00%               | -                   | 0.00%                    |
| 43                                    | -                 | -                 | -                             | -  | 0.00%                 | -                   | 0.00%                    |
| 44                                    | -                 | -                 | -                             | -  | 0.00%                 | -                   | 0.00%                    |
|                                       | \$ 4,192,754      | \$ 4,174,056      | \$ 4,767,005                  | \$ 4,692,260                                   | 98.43%                | \$ 74,745           | 1.57%                    |
| TOTAL EXPENDITURES:                   |                   |                   |                               |  |                       |                     |                          |
| TOTAL REVENUE & TRANSFERS-IN          |                   |                   |                               |  |                       |                     |                          |
| IN EXCESS (DEFICIT) OVER EXPENDITURES |                   |                   |                               |  |                       |                     |                          |
|                                       | \$ 93,808         | \$ 56,192         | \$ 39,892                     | \$ 271,666                                     |                       |                     |                          |
| ESTIMATED ENDING FUND BALANCE         |                   |                   |                               |  |                       |                     |                          |
|                                       | \$ (39,317)       | \$ 16,874         | \$ 56,766                     | \$ 288,540                                     |                       |                     |                          |

City of Kyle, Texas  
Fund Summary Budget Status Report  
TIRZ LOAN I & S FUND  
For 12-Months Ended September 30, 2012

| Line No.                              | Actual<br>2009-10 | Actual<br>2010-11 | Approved<br>Budget<br>2011-12 | Year to Date<br>w/Encumbrance<br>as of 9/30/12 | YTD As % of<br>Budget | Budget<br>Remaining | % of Budget<br>Remaining |
|---------------------------------------|-------------------|-------------------|-------------------------------|--|-----------------------|---------------------|--------------------------|
| BEGINNING FUND BALANCE ( UNAUDITED)   |                   |                   |                               |  |                       |                     |                          |
|                                       | \$ 88,646         | \$ 251,070        | \$ 68,919                     | \$ 68,919                                      |                       |                     |                          |
| REVENUE:                              |                   |                   |                               |  |                       |                     |                          |
| Property Taxes                        |                   |                   |                               |  |                       |                     |                          |
| 1                                     | \$ 1,008          | \$ -              | \$ -                          | \$ -   | 0.00%                 | \$ -                | 0.00%                    |
| 2                                     | \$ 424,406        | \$ 311,444        | \$ 302,257                    | \$ 310,979                                     | 0.00%                 | \$ (8,722)          | 0.00%                    |
|                                       | \$ 425,414        | \$ 311,444        | \$ 302,257                    | \$ 310,979                                     | 102.89%               | \$ (8,722)          | -2.89%                   |
| Investment Income                     |                   |                   |                               |  |                       |                     |                          |
| 3                                     | \$ 190            | \$ 115            | \$ -                          | \$ 101   | 0.00%                 | \$ (101)            | 0.00%                    |
|                                       | \$ 190            | \$ 115            | \$ -                          | \$ 101   | 0.00%                 | \$ (101)            | 0.00%                    |
| Transfer In                           |                   |                   |                               |  |                       |                     |                          |
| 4                                     | \$ 228,286        | \$ 275,732        | \$ 604,873                    | \$ 527,130                                     | 87.15%                | \$ 77,743           | 12.85%                   |
|                                       | \$ 228,286        | \$ 275,732        | \$ 604,873                    | \$ 527,130                                     | 87.15%                | \$ 77,743           | 12.85%                   |
|                                       | \$ 653,890        | \$ 587,291        | \$ 907,130                    | \$ 838,210                                     | 92.40%                | \$ 68,920           | 7.60%                    |
| TOTAL REVENUE AND TRANSFERS IN:       |                   |                   |                               |  |                       |                     |                          |
| EXPENDITURES:                         |                   |                   |                               |  |                       |                     |                          |
| 5                                     | \$ 408,966        | \$ 537,567        | \$ 531,492                    | \$ 531,492                                     | 100.00%               | \$ (0)              | 0.00%                    |
| 6                                     | -                 | 231,875           | 375,638                       | 375,638  | 100.00%               | 1                   | 0.00%                    |
| 7                                     | 82,500            | -                 | -                             | -  | 0.00%                 | -                   | 0.00%                    |
| 8                                     | -                 | -                 | -                             | -  | 0.00%                 | -                   | 0.00%                    |
| 9                                     | -                 | -                 | -                             | -  | 0.00%                 | -                   | 0.00%                    |
|                                       | \$ 491,466        | \$ 769,442        | \$ 907,130                    | \$ 907,130                                     | 100.00%               | \$ 0                | 0.00%                    |
| TOTAL EXPENDITURES:                   |                   |                   |                               |  |                       |                     |                          |
| TOTAL REVENUE & TRANSFERS-IN          |                   |                   |                               |  |                       |                     |                          |
| IN EXCESS (DEFICIT) OVER EXPENDITURES |                   |                   |                               |  |                       |                     |                          |
|                                       | \$ 162,424        | \$ (182,151)      | \$ -                          | \$ (68,920)                                    |                       |                     |                          |
| ESTIMATED ENDING FUND BALANCE         |                   |                   |                               |  |                       |                     |                          |
|                                       | \$ 251,070        | \$ 68,919         | \$ 68,919                     | \$ (1)   |                       |                     |                          |

City of Kyle, Texas  
Fund Summary Budget Status Report  
CIP PARK DEVELOPMENT FUND  
For 12-Months Ended September 30, 2012

| Line No.                              | Actual<br>2009-10 | Actual<br>2010-11 | Approved<br>Budget<br>2011-12 | Year to Date<br>w/Encumbrance<br>as of 9/30/12 | YTD As % of<br>Budget | Budget<br>Remaining | % of Budget<br>Remaining |
|---------------------------------------|-------------------|-------------------|-------------------------------|--|-----------------------|---------------------|--------------------------|
| BEGINNING FUND BALANCE ( UNAUDITED)   |                   |                   |                               |  |                       |                     |                          |
|                                       | \$ (134,966)      | \$ (142,846)      | \$ 80,140                     | \$ 80,140                                      |                       |                     |                          |
| REVENUE:                              |                   |                   |                               |  |                       |                     |                          |
| 1                                     | \$ -              | \$ 198,000        | \$ -                          | \$ 7,200                                       | 0.00%                 | \$ (7,200)          | 0.00%                    |
| 2                                     | \$ -              | \$ 24,986         | \$ -                          | \$ -   | 0.00%                 | \$ -                | 0.00%                    |
|                                       | \$ -              | \$ 222,986        | \$ -                          | \$ 7,200                                       | 0.00%                 | \$ (7,200)          | 0.00%                    |
| Local Grants                          |                   |                   |                               |  |                       |                     |                          |
| 3                                     | \$ -              | \$ -              | \$ -                          | \$ -   | 0.00%                 | \$ -                | 0.00%                    |
|                                       | \$ -              | \$ -              | \$ -                          | \$ -   | 0.00%                 | \$ -                | 0.00%                    |
| Interest/Investment Income            |                   |                   |                               |  |                       |                     |                          |
| 4                                     | \$ 33             | \$ -              | \$ -                          | \$ -   | 0.00%                 | \$ -                | 0.00%                    |
|                                       | \$ 33             | \$ -              | \$ -                          | \$ -   | 0.00%                 | \$ -                | 0.00%                    |
| Donations                             |                   |                   |                               |  |                       |                     |                          |
| 5                                     | \$ -              | \$ -              | \$ -                          | \$ -   | 0.00%                 | \$ -                | 0.00%                    |
|                                       | \$ -              | \$ -              | \$ -                          | \$ -   | 0.00%                 | \$ -                | 0.00%                    |
|                                       | \$ 33             | \$ 222,986        | \$ -                          | \$ 7,200                                       | 0.00%                 | \$ (7,200)          | 0.00%                    |
| TOTAL REVENUE AND TRANSFERS IN:       |                   |                   |                               |  |                       |                     |                          |
| EXPENDITURES:                         |                   |                   |                               |  |                       |                     |                          |
| 6                                     | \$ -              | \$ -              | \$ -                          | \$ -   | 0.00%                 | \$ -                | 0.00%                    |
| 7                                     | \$ -              | \$ -              | \$ -                          | \$ -   | 0.00%                 | \$ -                | 0.00%                    |
| 8                                     | \$ 7,912          | \$ -              | \$ -                          | \$ -   | 0.00%                 | \$ -                | 0.00%                    |
| 9                                     | \$ -              | \$ -              | \$ -                          | \$ -   | 0.00%                 | \$ -                | 0.00%                    |
| 10                                    | \$ -              | \$ -              | \$ 35,000                     | \$ 25,342                                      | 72.41%                | \$ 9,658            | 27.59%                   |
| 11                                    | \$ -              | \$ -              | \$ -                          | \$ -   | 0.00%                 | \$ -                | 0.00%                    |
| 12                                    | \$ 7,912          | \$ -              | \$ -                          | \$ -   | 0.00%                 | \$ -                | 0.00%                    |
|                                       | \$ 7,912          | \$ -              | \$ 35,000                     | \$ 25,342                                      | 0.00%                 | \$ 9,658            | 0.00%                    |
|                                       | \$ 7,912          | \$ -              | \$ 35,000                     | \$ 25,342                                      | 72.41%                | \$ 9,658            | 27.59%                   |
| TOTAL EXPENDITURES:                   |                   |                   |                               |  |                       |                     |                          |
| TOTAL REVENUE & TRANSFERS-IN          |                   |                   |                               |  |                       |                     |                          |
|                                       | \$ (7,879)        | \$ 222,986        | \$ (35,000)                   | \$ (18,142)                                    |                       |                     |                          |
| IN EXCESS (DEFICIT) OVER EXPENDITURES |                   |                   |                               |  |                       |                     |                          |
| ESTIMATED ENDING FUND BALANCE         |                   |                   |                               |  |                       |                     |                          |
|                                       | \$ (142,846)      | \$ 80,140         | \$ 45,140                     | \$ 61,998                                      |                       |                     |                          |

City of Kyle, Texas  
Fund Summary Budget Status Report  
GENERAL GOVERNMENT GRANTS FUND  
For 12-Months Ended September 30, 2012

| Line No.                            | Actual<br>2009-10 | Actual<br>2010-11 | Approved<br>Budget<br>2011-12 | Year to Date<br>w/Encumbrance<br>as of 9/30/12 | YTD As % of<br>Budget | Budget<br>Remaining | % of Budget<br>Remaining |
|-------------------------------------|-------------------|-------------------|-------------------------------|--|-----------------------|---------------------|--------------------------|
| BEGINNING FUND BALANCE ( UNAUDITED) |                   |                   |                               |  |                       |                     |                          |
|                                     | \$ (354,790)      | \$ (464,781)      | \$ 329,782                    | \$ 329,782                                     |                       |                     |                          |
| REVENUE:                            |                   |                   |                               |  |                       |                     |                          |
| State Grants                        |                   |                   |                               |  |                       |                     |                          |
| 1                                   | \$ 76,159         | \$ 86,024         | \$ 112,000                    | \$ 131,146                                     | 117.10%               | \$ (19,146)         | -17.10%                  |
| 2                                   | -                 | 315,120           | 124,880                       | 130,210  | 104.27%               | (5,330)             | -4.27%                   |
| 3                                   | -                 | 22,017            | -                             | 1,800  | 0.00%                 | (1,800)             | 0.00%                    |
| 4                                   | 25,000            | -                 | -                             | (25,000)                                       | 0.00%                 | 25,000              | 0.00%                    |
| 5                                   | -                 | -                 | -                             | 86,365   | 0.00%                 | (86,365)            | 0.00%                    |
| 6                                   | -                 | 1,200,000         | -                             | -  | 0.00%                 | -                   | 0.00%                    |
| 7                                   | -                 | 2,000             | -                             | -  | 0.00%                 | -                   | 0.00%                    |
| 8                                   | -                 | 2,400             | -                             | -  | 0.00%                 | -                   | 0.00%                    |
|                                     | \$ 101,159        | \$ 1,627,561      | \$ 236,880                    | \$ 324,522                                     | 137.00%               | \$ (87,642)         | -37.00%                  |
|                                     | \$ 101,159        | \$ 1,627,561      | \$ 236,880                    | \$ 324,522                                     | 137.00%               | \$ (87,642)         | -37.00%                  |
| TOTAL REVENUE AND TRANSFERS IN:     |                   |                   |                               |  |                       |                     |                          |
|                                     | \$ -              | \$ -              | \$ 25,000                     | \$ -   | 0.00%                 | \$ 25,000           | 100.00%                  |
|                                     | \$ -              | \$ -              | \$ 25,000                     | \$ -   | 0.00%                 | \$ 25,000           | 100.00%                  |
| EXPENDITURES:                       |                   |                   |                               |  |                       |                     |                          |
| Train Depot - Renovation            |                   |                   |                               |  |                       |                     |                          |
| 9                                   | -                 | -                 | 25,000                        | -  | 0.00%                 | 25,000              | 100.00%                  |
|                                     | -                 | -                 | 25,000                        | -  | 0.00%                 | 25,000              | 100.00%                  |
| Plum Crk Watershed Protection       |                   |                   |                               |  |                       |                     |                          |
| 10                                  | \$ 58             | -                 | -                             | -  | 0.00%                 | -                   | 0.00%                    |
| 11                                  | 17                | -                 | -                             | -  | 0.00%                 | -                   | 0.00%                    |
| 12                                  | 9,639             | -                 | 10,000                        | -  | 0.00%                 | 10,000              | 100.00%                  |
| 13                                  | 846               | -                 | -                             | -  | 0.00%                 | -                   | 0.00%                    |
| 14                                  | 409               | -                 | -                             | -  | 0.00%                 | -                   | 0.00%                    |
| 15                                  | 15                | 39                | -                             | -  | 0.00%                 | -                   | 0.00%                    |
| 16                                  | 102               | -                 | 6,555                         | 14   | 0.22%                 | 6,541               | 99.78%                   |
| 17                                  | 618               | -                 | -                             | -  | 0.00%                 | -                   | 0.00%                    |
| 18                                  | -                 | -                 | -                             | -  | 0.00%                 | -                   | 0.00%                    |
| 19                                  | 56                | -                 | -                             | -  | 0.00%                 | -                   | 0.00%                    |
| 20                                  | 347               | -                 | -                             | -  | 0.00%                 | -                   | 0.00%                    |
| 21                                  | -                 | -                 | 5,100                         | 5,285  | 103.62%               | (185)               | -3.62%                   |
| 22                                  | 510               | -                 | -                             | -  | 0.00%                 | -                   | 0.00%                    |
| 23                                  | 541               | 2,551             | -                             | -  | 0.00%                 | -                   | 0.00%                    |
| 24                                  | 2,404             | 22                | 10,000                        | -  | 0.00%                 | 10,000              | 0.00%                    |
| 25                                  | 1,234             | 2,057             | -                             | -  | 0.00%                 | -                   | 0.00%                    |
| 26                                  | 3,539             | 49,116            | -                             | -  | 0.00%                 | -                   | 0.00%                    |
| 27                                  | 961               | 669               | -                             | -  | 0.00%                 | -                   | 0.00%                    |
| 28                                  | -                 | 277               | -                             | -  | 0.00%                 | -                   | 0.00%                    |
| 29                                  | -                 | -                 | -                             | -  | 0.00%                 | -                   | 0.00%                    |
| 30                                  | 1,459             | 787               | -                             | -  | 0.00%                 | -                   | 0.00%                    |
| 31                                  | 7,191             | -                 | 14,900                        | 1,733  | 11.63%                | 13,167              | 88.37%                   |
| 32                                  | -                 | -                 | -                             | -  | 0.00%                 | -                   | 0.00%                    |
| 33                                  | 36,582            | 620               | -                             | -  | 0.00%                 | -                   | 0.00%                    |

Item # 27

|    | Actual<br>2009-10 | Actual<br>2010-11 | Approved<br>Budget<br>2011-12 | Year to Date<br>w/Encumbrance<br>as of 9/30/12 | YTD As % of<br>Budget | Budget<br>Remaining | % of Budget<br>Remaining |
|----|-------------------|-------------------|-------------------------------|--|-----------------------|---------------------|--------------------------|
| 34 |                   |                   |                               |  |                       |                     |                          |
|    |                   | 43,700            | 65,445                        | 52,479   | 0.00%                 | 12,966              | 0.00%                    |
|    |                   | -                 | -                             | 42,763   | 0.00%                 | (42,763)            | 0.00%                    |
|    | \$ 66,528         | \$ 99,839         | \$ 112,000                    | \$ 102,274                                     | 91.32%                | \$ 9,726            | 8.68%                    |
|    |                   |                   |                               |  |                       |                     |                          |
|    | \$ 88             | \$ -              | \$ -                          | \$ -   | 0.00%                 | \$ -                | 0.00%                    |
|    | 11,000            | 2,000             | -                             | -  | 0.00%                 | -                   | 0.00%                    |
|    | 5,999             | -                 | -                             | -  | 0.00%                 | -                   | 0.00%                    |
|    | 33                | -                 | -                             | -  | 0.00%                 | -                   | 0.00%                    |
|    | -                 | 4,000             | 147,479                       | 137,245  | 93.06%                | 10,234              | 6.94%                    |
|    | \$ 17,120         | \$ 6,000          | \$ 147,479                    | \$ 137,245                                     | 93.06%                | \$ 10,234           | 6.94%                    |
|    |                   |                   |                               |  |                       |                     |                          |
|    | \$ -              | \$ 716,939        | \$ -                          | \$ -   | 0.00%                 | \$ -                | 0.00%                    |
|    | \$ -              | \$ 716,939        | \$ -                          | \$ -   | 0.00%                 | \$ -                | 0.00%                    |
|    |                   |                   |                               |  |                       |                     |                          |
|    | \$ -              | \$ 2,000          | \$ -                          | \$ -   | 0.00%                 | \$ -                | 0.00%                    |
|    | -                 | 8,220             | 438,617                       | 403,611  | 92.02%                | 35,006              | 7.98%                    |
|    | -                 | 10,220            | \$ 438,617                    | \$ 403,611                                     | 92.02%                | \$ 35,006           | 7.98%                    |
|    |                   |                   |                               |  |                       |                     |                          |
|    | \$ -              | \$ -              | \$ 34,224                     | \$ -   | 0.00%                 | \$ 34,224           | 100.00%                  |
|    | \$ -              | \$ -              | \$ 34,224                     | \$ -   | 0.00%                 | \$ 34,224           | 100.00%                  |
|    |                   |                   |                               |  |                       |                     |                          |
|    | \$ 701            | \$ -              | \$ -                          | \$ -   | 0.00%                 | \$ -                | 0.00%                    |
|    | 11,353            | -                 | -                             | -  | 0.00%                 | -                   | 0.00%                    |
|    | -                 | -                 | -                             | -  | 0.00%                 | -                   | 0.00%                    |
|    | 27,880            | -                 | -                             | -  | 0.00%                 | -                   | 0.00%                    |
|    | \$ 39,933         | \$ -              | \$ -                          | \$ -   | 0.00%                 | \$ -                | 0.00%                    |
|    |                   |                   |                               |  |                       |                     |                          |
|    | \$ 3,168          | \$ -              | \$ -                          | \$ -   | 0.00%                 | \$ -                | 0.00%                    |
|    | 84,402            | -                 | -                             | -  | 0.00%                 | -                   | 0.00%                    |
|    | \$ 87,570         | \$ -              | \$ -                          | \$ -   | 0.00%                 | \$ -                | 0.00%                    |
|    |                   |                   |                               |  |                       |                     |                          |
|    | \$ -              | \$ -              | \$ -                          | \$ -   | 0.00%                 | \$ -                | 0.00%                    |
|    | -                 | -                 | 1,300                         | 767  | 0.00%                 | 533                 | 0.00%                    |
|    | -                 | -                 | 700                           | 644  | 0.00%                 | 56                  | 0.00%                    |
|    | -                 | -                 | 2,000                         | 1,411  | 0.00%                 | 589                 | 0.00%                    |
|    | \$ 211,150        | \$ 832,998        | \$ 759,320                    | \$ 644,541                                     | 84.88%                | \$ 114,779          | 15.12%                   |
|    |                   |                   |                               |  |                       |                     |                          |
|    | \$ (109,991)      | \$ 794,564        | \$ (522,440)                  | \$ (320,019)                                   |                       |                     |                          |
|    | \$ (464,781)      | \$ 329,782        | \$ (192,658)                  | \$ 9,763                                       |                       |                     |                          |

Item # 27

City of Kyle, Texas  
Fund Summary Budget Status Report  
WATER REUSE FEASIBILITY STUDY  
For 12-Months Ended September 30, 2012

| Line No.                                     | Actual<br>2009-10 | Actual<br>2010-11 | Approved<br>Budget<br>2011-12 | Year to Date<br>w/Encumbrance<br>as of 9/30/12 | YTD As % of<br>Budget | Budget<br>Remaining | % of Budget<br>Remaining |
|--|-------------------|-------------------|-------------------------------|--|-----------------------|---------------------|--------------------------|
| <b>BEGINNING FUND BALANCE ( UNAUDITED)</b>   |                   |                   |                               |  |                       |                     |                          |
|  | \$ -              | \$ -              | \$ -                          | \$ -   |                       |                     |                          |
| <b>REVENUE:</b>                              |                   |                   |                               |  |                       |                     |                          |
| 1  | \$ -              | \$ -              | \$ -                          | \$ 56,821                                      | 0.00%                 | \$ (56,821)         | 0.00%                    |
| 2  | \$ -              | \$ -              | \$ -                          | \$ 53,565                                      | 0.00%                 | \$ (53,565)         | 0.00%                    |
|  | \$ -              | \$ -              | \$ -                          | \$ 110,385                                     | 0.00%                 | \$ (110,385)        | 0.00%                    |
| <b>EXPENDITURES:</b>                         |                   |                   |                               |  |                       |                     |                          |
| Bureau of Reclamation                        |                   |                   |                               |  |                       |                     |                          |
| 3  | \$ -              | \$ -              | \$ 13,480                     | \$ 11,931                                      | 88.51%                | \$ 1,549            | 11.49%                   |
| 4  | \$ -              | \$ -              | 3,320                         | 3,299  | 99.35%                | 22                  | 0.65%                    |
| 5  | \$ -              | \$ -              | 8,670                         | 8,640  | 99.66%                | 30                  | 0.34%                    |
| 6  | \$ -              | \$ -              | 15,135                        | 16,267   | 107.48%               | (1,132)             | -7.48%                   |
| 7  | \$ -              | \$ -              | 4,205                         | 5,415  | 128.77%               | (1,210)             | -28.77%                  |
| 8  | \$ -              | \$ -              | 8,860                         | 6,225  | 70.25%                | 2,635               | 29.75%                   |
| 9  | \$ -              | \$ -              | 6,475                         | 5,286  | 81.63%                | 1,189               | 18.37%                   |
|  | \$ -              | \$ -              | \$ 60,145                     | \$ 57,062                                      | 94.87%                | \$ 3,083            | 5.13%                    |
| TX Water Development Board                   |                   |                   |                               |  |                       |                     |                          |
| 10   | \$ -              | \$ -              | \$ 13,480                     | \$ 11,931                                      | 88.51%                | \$ 1,549            | 11.49%                   |
| 11   | \$ -              | \$ -              | 3,320                         | 3,299  | 99.35%                | 22                  | 0.65%                    |
| 12   | \$ -              | \$ -              | 8,670                         | 8,640  | 99.66%                | 30                  | 0.34%                    |
| 13   | \$ -              | \$ -              | 15,135                        | 16,267   | 107.48%               | (1,132)             | -7.48%                   |
| 14   | \$ -              | \$ -              | 4,205                         | 5,415  | 128.77%               | (1,210)             | -28.77%                  |
| 15   | \$ -              | \$ -              | 8,860                         | 6,224  | 70.25%                | 2,636               | 29.75%                   |
| 16   | \$ -              | \$ -              | 6,475                         | 5,286  | 81.63%                | 1,189               | 18.37%                   |
|  | \$ -              | \$ -              | \$ 60,145                     | \$ 57,062                                      | 94.87%                | \$ 3,083            | 5.13%                    |
| <b>TOTAL EXPENDITURES:</b>                   |                   |                   |                               |  |                       |                     |                          |
|  | \$ -              | \$ -              | \$ 120,290                    | \$ 114,124                                     | 94.87%                | \$ 6,166            | 5.13%                    |
| <b>TOTAL REVENUE &amp; TRANSFERS-IN</b>      |                   |                   |                               |  |                       |                     |                          |
|  | \$ -              | \$ -              | \$ (120,290)                  | \$ (3,739)                                     |                       |                     |                          |
| <b>IN EXCESS (DEFICIT) OVER EXPENDITURES</b> |                   |                   |                               |  |                       |                     |                          |
|  | \$ -              | \$ -              | \$ (120,290)                  | \$ (3,739)                                     |                       |                     |                          |
| <b>ESTIMATED ENDING FUND BALANCE</b>         |                   |                   |                               |  |                       |                     |                          |

City of Kyle, Texas  
Fund Summary Budget Status Report  
TRAIN DEPOT-RENOVATION  
For 12-Months Ended September 30, 2012

| Line No. | Actual<br>2009-10   | Actual<br>2010-11 | Approved<br>Budget<br>2011-12 | Year to Date<br>w/Encumbrance<br>as of 9/30/12 | YTD As % of<br>Budget | Budget<br>Remaining | % of Budget<br>Remaining |
|----------|---|-------------------|-------------------------------|--|-----------------------|---------------------|--------------------------|
|          | \$ -  | \$ -              | \$ -                          | \$ -   |                       |                     |                          |
|          | BEGINNING FUND BALANCE ( UNAUDITED)                                   |                   |                               |  |                       |                     |                          |
|          | \$ -  | \$ -              | \$ -                          | \$ 285,550                                     | 0.00%                 | \$ (285,550)        | 0.00%                    |
|          | \$ -  | \$ -              | \$ -                          | \$ 285,550                                     | 0.00%                 | \$ (285,550)        | 0.00%                    |
|          | REVENUE:  |                   |                               |  |                       |                     |                          |
| 1        |   |                   |                               |  |                       |                     |                          |
|          | \$ -  | \$ -              | \$ -                          | \$ -   |                       | \$ -                | 0.00%                    |
|          | \$ -  | \$ -              | \$ -                          | \$ -   |                       | \$ -                | 0.00%                    |
|          | TOTAL REVENUE:  |                   |                               |  |                       |                     |                          |
|          | \$ -  | \$ -              | \$ -                          | \$ -   |                       | \$ -                | 0.00%                    |
|          | \$ -  | \$ -              | \$ -                          | \$ -   |                       | \$ -                | 0.00%                    |
|          | EXPENDITURES:   |                   |                               |  |                       |                     |                          |
| 2        |   |                   |                               |  |                       |                     |                          |
|          | \$ -  | \$ -              | \$ -                          | \$ -   | 0.00%                 | \$ -                | 0.00%                    |
| 3        |   |                   |                               |  |                       |                     |                          |
|          | \$ -  | \$ -              | \$ 115,350                    | \$ 115,350                                     | 100.00%               | \$ -                | 0.00%                    |
|          | \$ -  | \$ -              | \$ 115,350                    | \$ 115,350                                     | 100.00%               | \$ -                | 0.00%                    |
|          | TOTAL EXPENDITURES:   |                   |                               |  |                       |                     |                          |
|          | \$ -  | \$ -              | \$ (115,350)                  | \$ 170,200                                     |                       | \$ -                |                          |
|          | \$ -  | \$ -              | \$ (115,350)                  | \$ 170,200                                     |                       | \$ -                |                          |
|          | TOTAL REVENUE & TRANSFERS-IN<br>IN EXCESS (DEFICIT) OVER EXPENDITURES |                   |                               |  |                       |                     |                          |
|          | \$ -  | \$ -              | \$ (115,350)                  | \$ 170,200                                     |                       | \$ -                |                          |
|          | ESTIMATED ENDING FUND BALANCE   |                   |                               |  |                       |                     |                          |

City of Kyle, Texas  
Fund Summary Budget Status Report  
PUBLIC, EDUCATION & GOVERNMENT ACCESS FEE  
For 12-Months Ended September 30, 2012

| Line No. | Actual<br>2009-10 | Actual<br>2010-11 | Approved<br>Budget<br>2011-12 | Year to Date<br>w/Encumbrance<br>as of 9/30/12 | YTD As % of<br>Budget | Budget<br>Remaining | % of Budget<br>Remaining |
|----------|-------------------|-------------------|-------------------------------|--|-----------------------|---------------------|--------------------------|
|          | \$ -              | \$ -              | \$ -                          | \$ -   |                       |                     |                          |
|          | \$ -              | \$ -              | \$ -                          | \$ 17,872                                      | 0.00%                 | \$ (17,872)         | 0.00%                    |
|          | \$ -              | \$ -              | \$ -                          | \$ 17,872                                      | 0.00%                 | \$ (17,872)         | 0.00%                    |
|          | \$ -              | \$ -              | \$ -                          | \$ -   |                       | \$ -                | 0.00%                    |
|          | \$ -              | \$ -              | \$ -                          | \$ -   |                       | \$ -                | 0.00%                    |
|          | \$ -              | \$ -              | \$ -                          | \$ 17,872                                      |                       | \$ -                |                          |
|          | \$ -              | \$ -              | \$ -                          | \$ 17,872                                      |                       | \$ -                |                          |
|          | \$ -              | \$ -              | \$ -                          | \$ -   |                       | \$ -                |                          |
|          | \$ -              | \$ -              | \$ -                          | \$ -   |                       | \$ -                |                          |
|          | \$ -              | \$ -              | \$ -                          | \$ 17,872                                      |                       | \$ -                |                          |
|          | \$ -              | \$ -              | \$ -                          | \$ 17,872                                      |                       | \$ -                |                          |



City of Kyle, Texas  
Fund Summary Budget Status Report  
Other Post Employment Benefit Fund  
For 12-Months Ended September 30, 2012

| Line No. | Actual<br>2008-09                     | Actual<br>2009-10 | Amended<br>Budget<br>2010-11 | Year to Date<br>w/Encumbrance<br>as of 9/30/12 | YTD As % of<br>Budget | Budget<br>Remaining | % of Budget<br>Remaining |
|----------|---------------------------------------|-------------------|------------------------------|--|-----------------------|---------------------|--------------------------|
|          | \$ -                                  | \$ (2,125)        | \$ (6,742)                   | \$ (6,742)                                     |                       |                     |                          |
|          | BEGINNING FUND BALANCE (UNAUDITED)    |                   |                              |  |                       |                     |                          |
|          | REVENUE:                              |                   |                              |  |                       |                     |                          |
| 1        | \$ -                                  | \$ -              | \$ 60,000                    | \$ 60,000                                      | 100.00%               | \$ -                | 0.00%                    |
| 2        | \$ -                                  | \$ -              | 20,000                       | 20,000   | 100.00%               | -                   | 0.00%                    |
|          | \$ -                                  | \$ -              | \$ 80,000                    | \$ 80,000                                      | 100.00%               | \$ -                | 0.00%                    |
|          | EXPENDITURES:                         |                   |                              |  |                       |                     |                          |
| 3        | \$ 2,125                              | \$ 4,617          | \$ 4,000                     | \$ 4,395                                       | 109.88%               | \$ (395)            | -9.88%                   |
|          | \$ 2,125                              | \$ 4,617          | \$ 4,000                     | \$ 4,395                                       | 109.88%               | \$ (395)            | -9.88%                   |
|          | TOTAL EXPENDITURES:                   |                   |                              |  |                       |                     |                          |
|          | \$ (2,125)                            | \$ (4,617)        | \$ 76,000                    | \$ 75,605                                      |                       |                     |                          |
|          | TOTAL REVENUE & TRANSFERS-IN          |                   |                              |  |                       |                     |                          |
|          | IN EXCESS (DEFICIT) OVER EXPENDITURES |                   |                              |  |                       |                     |                          |
|          | \$ (2,125)                            | \$ (6,742)        | \$ 69,258                    | \$ 68,863                                      |                       |                     |                          |
|          | ESTIMATED ENDING FUND BALANCE         |                   |                              |  |                       |                     |                          |

City of Kyle, Texas  
 Summary Capital Projects Budget Status Report - By Fund  
 For the Period Ended September 30, 2012

Project Management Fund 182 (2007 CO Bond Fund - \$9,910,000.00)

| Project Name                                 | Approved Project Budget | Expenditures        |                        | Encumbrances       | Total Funds            |                | % Obligated           | Funds Available | % Budget/<br>Funds Available |
|--|-------------------------|---------------------|------------------------|--------------------|------------------------|----------------|-----------------------|-----------------|------------------------------|
|  |                         | Year to Date        | Inception To Date      |                    | Obligated              | Obligated      |                       |                 |                              |
| Cost of Issuance                             | \$ 267,060.65           | \$ -                | \$ 267,060.65          | \$ -               | \$ 267,060.65          | 100.00%        | \$ -                  | 0.00%           |                              |
| Net Offering Premium/Accrued Int on Issuance | -                       | -                   | (123,322.87)           | -                  | (123,322.87)           | 0.00%          | 123,322.87            | 0.00%           |                              |
| Kohlbers Crossing                            | 7,853,730.41            | -                   | 7,907,765.22           | -                  | 7,907,765.22           | 100.69%        | (54,034.81)           | -0.69%          |                              |
| Kohlbers Crossing-Hays Co Reimbursement      | (1,868,000.00)          | -                   | (1,868,000.00)         | -                  | (1,868,000.00)         | 100.00%        | -                     | 0.00%           |                              |
| TXDOT Reimb - Hometown Kyle                  | 448,116.17              | -                   | 448,116.17             | -                  | 448,116.17             | 100.00%        | -                     | 0.00%           |                              |
| TXDOT Reimb-FM2770/Kohlbers to FM150         | 750,000.00              | -                   | 849,601.44             | -                  | 849,601.44             | 113.28%        | (99,601.44)           | -13.28%         |                              |
| Lehman HS-Safety Improv-Sidewalk             | 15,381.51               | -                   | 15,381.51              | -                  | 15,381.51              | 100.00%        | -                     | 0.00%           |                              |
| SCC/Seton - Engineering                      | -                       | -                   | 12,897.08              | -                  | 12,897.08              | 0.00%          | (12,897.08)           | 0.00%           |                              |
| Dry Hole Rd                                  | 492,410.00              | -                   | 492,410.00             | -                  | 492,410.00             | 100.00%        | -                     | 0.00%           |                              |
| Downtown Streetscape/Employee Prkg Lot       | 1,664,932.00            | -                   | 1,867,344.13           | -                  | 1,867,344.13           | 112.16%        | (202,412.13)          | -12.16%         |                              |
| Spring Branch Dr-Corridor Study              | -                       | -                   | 20,718.44              | -                  | 20,718.44              | 0.00%          | (20,718.44)           | 0.00%           |                              |
| Parking Lot-225 Rebel Dr                     | -                       | -                   | 13,393.65              | -                  | 13,393.65              | 0.00%          | (13,393.65)           | 0.00%           |                              |
| Transfer to Debt Service                     | 251,287.22              | -                   | 251,287.22             | -                  | 251,287.22             | 100.00%        | -                     | 0.00%           |                              |
| Transferred 2002 & 2003 CO into 2007         | (250,577.40)            | -                   | (250,577.40)           | -                  | (250,577.40)           | 100.00%        | -                     | 0.00%           |                              |
| Center St/FM150 Extension                    | -                       | -                   | 14,541.72              | 3,000.00           | 17,541.72              | 0.00%          | (17,541.72)           | 0.00%           |                              |
| TXDOT Improv - Aesthetics                    | 285,659.44              | -                   | 11,400.00              | -                  | 11,400.00              | 3.99%          | 274,259.44            | 96.01%          |                              |
| Arbitrage Financial Services                 | -                       | 10,722.80           | 10,722.80              | -                  | 10,722.80              | 100.00%        | (10,722.80)           | -100.00%        |                              |
| <b>Total All Projects in Fund 182</b>        | <b>\$ 9,910,000.00</b>  | <b>\$ 10,722.80</b> | <b>\$ 9,940,739.76</b> | <b>\$ 3,000.00</b> | <b>\$ 9,943,739.76</b> | <b>100.34%</b> | <b>\$ (33,739.76)</b> | <b>-0.34%</b>   |                              |

City of Kyle, Texas  
 Summary Capital Projects Budget Status Report - By Fund  
 For the Period Ended September 30, 2012

Project Management Fund 184 (2008 CO Bond Fund - \$22,800,000.00)

| Project Name                          | Approved Project Budget | Expenditures YTD       | Expenditures Inception To Date | Encumbrances           | Total Funds Obligated   | % Obligated   | Funds Available      | % Budget/<br>Funds Available |
|---------------------------------------|-------------------------|------------------------|--------------------------------|------------------------|-------------------------|---------------|----------------------|------------------------------|
| Bank Building                         | \$ 1,500,000.00         | \$ 10,887.00           | \$ 1,073,501.38                | \$ 105,533.00          | \$ 1,179,034.38         | 78.60%        | \$ 320,965.62        | 21.40%                       |
| Public Works Facility Development     | 1,500,000.00            | -                      | 2,676,425.04                   | -                      | 2,676,425.04            | 100.00%       | -                    | 0.00%                        |
| Park Land Purchase & Improvements     | 460,000.00              | -                      | 526,504.00                     | -                      | 526,504.00              | 100.00%       | -                    | 0.00%                        |
| Safety Improvements - Lehman HS       | -                       | -                      | -                              | -                      | -                       | 100.00%       | -                    | 0.00%                        |
| Dacy Lane Engr & Const                | -                       | -                      | 83,416.75                      | -                      | 83,416.75               | 100.00%       | -                    | 0.00%                        |
| Tenorio Addition Ph1A - WW line       | -                       | -                      | 338,564.46                     | -                      | 338,564.46              | 100.00%       | -                    | 0.00%                        |
| IT Improvements                       | 471,000.00              | (656,470.58)           | -                              | -                      | -                       | 0.00%         | -                    | 0.00%                        |
| Traffic Signals                       | 550,000.00              | -                      | -                              | -                      | -                       | 0.00%         | -                    | 0.00%                        |
| Extension of FM1626 (Seton)           | 9,500,000.00            | -                      | 9,079,117.88                   | -                      | 9,079,117.88            | 100.00%       | -                    | 0.00%                        |
| Eco Dev Industrial Park Road          | 4,000,000.00            | -                      | 27,599.62                      | -                      | 27,599.62               | 100.00%       | -                    | 0.00%                        |
| HCPUA O&M Expenses                    | -                       | (191,774.00)           | -                              | -                      | -                       | 0.00%         | -                    | 0.00%                        |
| HCPUA O&M Expenses                    | -                       | (383,487.00)           | -                              | -                      | -                       | 0.00%         | -                    | 0.00%                        |
| HCPUA Capital Expense                 | -                       | -                      | 59,157.00                      | -                      | 59,157.00               | 100.00%       | -                    | 0.00%                        |
| Water Well #5                         | 500,000.00              | -                      | 484,495.00                     | -                      | 484,495.00              | 100.00%       | -                    | 0.00%                        |
| Sewer Imprv-Thiele & Front @ RR       | 550,000.00              | -                      | 94,374.49                      | -                      | 94,374.49               | 100.00%       | -                    | 0.00%                        |
| Asset Valuation                       | -                       | -                      | 87,240.52                      | -                      | 87,240.52               | 100.00%       | -                    | 0.00%                        |
| SIB II Suppl-I35 & FM150 Improv       | 3,000,000.00            | -                      | 2,436.38                       | 4,229,295.20           | 4,231,731.58            | 100.00%       | -                    | 0.00%                        |
| Tenorio Addition Ph1B                 | -                       | -                      | 16,128.00                      | -                      | 16,128.00               | 100.00%       | -                    | 0.00%                        |
| Cost of Issuance                      | 769,000.00              | -                      | 880,867.07                     | -                      | 880,867.07              | 100.00%       | -                    | 0.00%                        |
| Trf to SIB Loan (Incode 275-530-3100) | -                       | -                      | 14,475.00                      | -                      | 14,475.00               | 100.00%       | -                    | 0.00%                        |
| Post Oak 0.75MG EST                   | -                       | -                      | 915,030.92                     | -                      | 915,030.92              | 100.00%       | -                    | 0.00%                        |
| Old Stagecoach Rd GST                 | -                       | -                      | 49,335.18                      | -                      | 49,335.18               | 100.00%       | -                    | 0.00%                        |
| Yarrington Rd GST                     | -                       | -                      | 58,347.75                      | -                      | 58,347.75               | 100.00%       | -                    | 0.00%                        |
| Plum Creek 16" WL                     | -                       | -                      | 99,155.65                      | -                      | 99,155.65               | 100.00%       | -                    | 0.00%                        |
| Transfer to I&S to pay down debt      | -                       | 425,000.00             | 850,000.00                     | 850,000.00             | 1,700,000.00            | 100.00%       | -                    | 0.00%                        |
| <b>Total All Projects in Fund 184</b> | <b>\$ 22,800,000.00</b> | <b>\$ (795,844.58)</b> | <b>\$ 17,416,172.09</b>        | <b>\$ 5,184,828.20</b> | <b>\$ 22,601,000.29</b> | <b>98.60%</b> | <b>\$ 320,965.62</b> | <b>1.40%</b>                 |

City of Kyle, Texas  
 Summary Capital Projects Budget Status Report - By Fund  
 For the Period Ended September 30, 2012

Project Management Fund 185 (2009 Tax Notes Fund - \$5,600,000.00)

| Project Name                                | Approved Project Budget | Expenditures         |                        | Encumbrances        | Total Funds Obligated  | % Obligated   | Funds Available      | % Budget/<br>Funds Available |
|---|-------------------------|----------------------|------------------------|---------------------|------------------------|---------------|----------------------|------------------------------|
|   |                         | Year to Date         | Inception To Date      |                     |                        |               |                      |                              |
| Cost of Issuance                            | \$ 78,000.00            | \$ -                 | \$ 74,275.68           | \$ -                | 74,275.68              | 100.00%       | -                    | 0.00%                        |
| Historic City Hall                          | 900,000.00              | (2,298.68)           | 804,545.38             | -                   | 804,545.38             | 100.00%       | -                    | 0.00%                        |
| Equipment Purchases                         | 643,763.00              | -                    | 637,561.73             | -                   | 637,561.73             | 100.00%       | -                    | 0.00%                        |
| SCADA System                                | 393,000.00              | -                    | 444,137.70             | -                   | 444,137.70             | 100.00%       | -                    | 0.00%                        |
| Recreation Center - Architect/Engr Fees     | 1,177,237.00            | -                    | 1,333,222.98           | -                   | 1,333,222.98           | 100.00%       | -                    | 0.00%                        |
| Police Records Mgmt System                  | 503,000.00              | 11,700.00            | 410,209.25             | 38,272.00           | 448,481.25             | 99.66%        | 1,518.75             | 0.34%                        |
| Flex-Net Meter Reading System               | 870,000.00              | -                    | 50,880.46              | -                   | 50,880.46              | 100.00%       | -                    | 0.00%                        |
| Building Permits/Planning Software-Edgesoft | 163,000.00              | -                    | 169,858.40             | -                   | 169,858.40             | 100.00%       | -                    | 0.00%                        |
| Comprehensive Plan Consultant Svcs          | 272,000.00              | -                    | 299,253.93             | -                   | 299,253.93             | 100.00%       | -                    | 0.00%                        |
| Train Depot Renovation                      | 250,000.00              | 146,704.63           | 216,556.65             | 6,315.98            | 222,872.63             | 89.15%        | 27,127.37            | 10.85%                       |
| Library Land Purchase                       | 350,000.00              | -                    | 342,748.27             | -                   | 342,748.27             | 100.00%       | -                    | 0.00%                        |
| IT Improvements -reclassified from 184 Fund | -                       | 656,470.58           | 656,470.58             | -                   | 656,470.58             | 100.00%       | -                    | 0.00%                        |
| Uncommitted Funds                           | -                       | -                    | -                      | -                   | -                      | 0.00%         | 87,044.89            | 100.00%                      |
| <b>Total All Projects in Fund 185</b>       | <b>\$ 5,600,000.00</b>  | <b>\$ 812,576.53</b> | <b>\$ 5,439,721.01</b> | <b>\$ 44,587.98</b> | <b>\$ 5,484,308.99</b> | <b>97.93%</b> | <b>\$ 115,691.01</b> | <b>2.07%</b>                 |

City of Kyle, Texas  
 Summary Capital Projects Budget Status Report - By Fund  
 For the Period Ended September 30, 2012

Project Management Fund 187 (2010 CO Bond Fund - \$4,290,000.00)

| Project Name                          | Approved Project Budget | Expenditures Year to Date | Expenditures Inception To Date | Encumbrances | Total Funds Obligated  | % Obligated   | Funds Available     | % Budget/<br>Funds Available |
|---------------------------------------|-------------------------|---------------------------|--------------------------------|--------------|------------------------|---------------|---------------------|------------------------------|
| Cost of Issuance                      | \$ 62,756.13            | \$ -                      | \$ 62,756.13                   | \$ -         | \$ 62,756.13           | 100.00%       | \$ -                | 0.00%                        |
| Library Construction                  | 3,567,000.00            | 209,563.48                | 3,490,121.38                   | -            | 3,490,121.38           | 100.00%       | -                   | 0.00%                        |
| Library FF&E                          | 500,000.00              | 499,276.59                | 499,276.59                     | -            | 499,276.59             | 99.86%        | 723.41              | 0.14%                        |
| PW Utility Improvements               | 98,178.00               | -                         | 54,739.47                      | -            | 54,739.47              | 100.00%       | -                   | 0.00%                        |
| PW Sidewalk Improvements              | 25,294.00               | 2,017.93                  | 30,337.06                      | -            | 30,337.06              | 100.00%       | -                   | 0.00%                        |
| Engineer-City                         | 14,770.00               | 909.72                    | 26,014.02                      | -            | 26,014.02              | 100.00%       | -                   | 0.00%                        |
| PSI Testing & Inspection              | 11,361.00               | 749.00                    | 11,647.00                      | -            | 11,647.00              | 93.47%        | 814.00              | 6.53%                        |
| Legal Services                        | -                       | -                         | 1,373.94                       | -            | 1,373.94               | 100.00%       | -                   | 0.00%                        |
| Construction Proj. Mgr.               | 10,640.87               | 14,285.00                 | 51,185.00                      | -            | 51,185.00              | 100.00%       | -                   | 0.00%                        |
| Contingency                           | -                       | -                         | -                              | -            | -                      | 0.00%         | 61,012.00           | 100.00%                      |
| <b>Total All Projects in Fund 187</b> | <b>\$ 4,290,000.00</b>  | <b>\$ 726,801.72</b>      | <b>\$ 4,227,450.59</b>         | <b>\$ -</b>  | <b>\$ 4,227,450.59</b> | <b>98.54%</b> | <b>\$ 62,549.41</b> | <b>1.46%</b>                 |

11/30/11 Change Order is for -\$80,245.00 (\$3,567,000.00 - \$80,245.00 = 3,486,755.00)

City of Kyle, Texas  
 Summary Capital Projects Budget Status Report - By Fund  
 for the Period Ended September 30, 2012

**Project Management Fund 331 (Water Operating Revenue Fund)**

| Project Name                          | Approved Project Budget | Expenditures YTD | Expenditures Inception To Date | Encumbrances | Total Funds      |                    | % Obligated  | Funds Available    | % Budget/ Funds Available |
|---------------------------------------|-------------------------|------------------|--------------------------------|--------------|------------------|--------------------|--------------|--------------------|---------------------------|
|                                       |                         |                  |                                |              | Obligated        | Available          |              |                    |                           |
| Kohl's Electrical Project             | \$ -                    | \$ -             | \$ -                           | \$ -         | \$ -             | \$ -               | 0.00%        | \$ -               | 0.00%                     |
| Well #3 Electrical Upgrade            | -                       | -                | -                              | -            | -                | -                  | 0.00%        | -                  | 0.00%                     |
| Pump House Rd/Melinda Ln Upgrade      | -                       | -                | 1,419.86                       | -            | 1,419.86         | (1,419.86)         | 0.00%        | (1,419.86)         | 0.00%                     |
| Old Highway 81 12" Waterline          | -                       | -                | 18,956.56                      | -            | 18,956.56        | (18,956.56)        | 0.00%        | (18,956.56)        | 0.00%                     |
| Old Stagecoach Rd WL Project          | -                       | -                | 9,394.32                       | -            | 9,394.32         | (9,394.32)         | 0.00%        | (9,394.32)         | 0.00%                     |
| Well #3 CL2 Analyzers w/spare         | -                       | -                | (284.76)                       | -            | (284.76)         | 284.76             | 0.00%        | 284.76             | 0.00%                     |
| Well #4 CL2 Analyzers w/spare         | -                       | -                | 8,277.95                       | -            | 8,277.95         | (8,277.95)         | 0.00%        | (8,277.95)         | 0.00%                     |
| PW Building, Ph II (.5)               | -                       | -                | -                              | -            | -                | -                  | 0.00%        | -                  | 0.00%                     |
| <b>Total All Projects in Fund 331</b> | <b>-</b>                | <b>-</b>         | <b>37,763.93</b>               | <b>-</b>     | <b>37,763.93</b> | <b>(37,763.93)</b> | <b>0.00%</b> | <b>(37,763.93)</b> | <b>0.00%</b>              |

City of Kyle, Texas  
 Summary Capital Projects Budget Status Report - By Fund  
 for the Period Ended September 30, 2012

**Project Management Fund 341 (Sewer Operating Revenue Fund)**

| Project Name                          | Approved Project Budget | Expenditures     |                   | Encumbrances | Total Funds |              | % Obligated | Funds Available | % Budget/<br>Funds Available |
|---------------------------------------|-------------------------|------------------|-------------------|--------------|-------------|--------------|-------------|-----------------|------------------------------|
|                                       |                         | Expenditures YTD | Inception To Date |              | Obligated   | Available    |             |                 |                              |
| Sewer Rehabilitation                  | \$ -                    | \$ -             | \$ -              | \$ -         | \$ -        | 0.00%        | \$ -        | 0.00%           |                              |
| PW Building Ph II (.5)                | -                       | -                | -                 | -            | -           | 0.00%        | -           | 0.00%           |                              |
| Effluent Line Upgrades                | -                       | -                | -                 | -            | -           | 0.00%        | -           | 0.00%           |                              |
| Abandon Barton Lift Station           | -                       | -                | -                 | -            | -           | 0.00%        | -           | 0.00%           |                              |
| <b>Total All Projects in Fund 341</b> | <b>-</b>                | <b>-</b>         | <b>-</b>          | <b>-</b>     | <b>-</b>    | <b>0.00%</b> | <b>-</b>    | <b>0.00%</b>    |                              |

City of Kyle, Texas  
 Summary Capital Projects Budget Status Report - By Fund  
 for the Period Ended September 30, 2012

**Project Management Fund 332 (Water CIP Impact Fee Fund)**

| Project Name                          | Approved Project Budget | Expenditures |                   | Encumbrances | Total Funds |              | % Obligated | Funds Available | % Budget/<br>Funds Available |
|---------------------------------------|-------------------------|--------------|-------------------|--------------|-------------|--------------|-------------|-----------------|------------------------------|
|                                       |                         | YTD          | Inception To Date |              | Obligated   | Obligated    |             |                 |                              |
| Debt Service - SM Expansion           | \$ -                    | \$ -         | \$ -              | \$ -         | \$ -        | 0.00%        | \$ -        | 0.00%           |                              |
| Planning & Asset Valuation - Water    | -                       | -            | -                 | -            | -           | 0.00%        | -           | 0.00%           |                              |
| <b>Total All Projects in Fund 332</b> | <b>-</b>                | <b>-</b>     | <b>-</b>          | <b>-</b>     | <b>-</b>    | <b>0.00%</b> | <b>-</b>    | <b>0.00%</b>    |                              |



City of Kyle, Texas  
 Summary Capital Projects Budget Status Report - By Fund  
 for the Period Ended September 30, 2012

**Project Management Fund 342 (Sewer CIP Impact Fee Fund)**

| Project Name                          | Approved Project Budget | Expenditures     |                   | Encumbrances     | Total Funds Obligated | % Obligated    | Funds Available     | % Budget/<br>Funds Available |
|---------------------------------------|-------------------------|------------------|-------------------|------------------|-----------------------|----------------|---------------------|------------------------------|
|                                       |                         | YTD              | Inception To Date |                  |                       |                |                     |                              |
| Aqua-Texas Debt on Plant Expansion    | \$ -                    | \$ -             | \$ 526,431.56     | \$ -             | \$ 526,431.56         | 0.00%          | \$ (526,431.56)     | 0.00%                        |
| Bunton Ck WW Intcptr, Ph 3            | -                       | -                | 846.00            | -                | 846.00                | 0.00%          | (846.00)            | 0.00%                        |
| Southside Sewer Project               | 173,540.00              | 3,894.31         | 3,894.31          | -                | 3,894.31              | 2.24%          | 169,645.69          | 97.76%                       |
| ACC/Plum Creek WW CIP                 | 69,186.25               | 33,495.04        | 34,712.30         | 53,763.75        | 88,476.05             | 127.88%        | (19,289.80)         | -27.88%                      |
| <b>Total All Projects in Fund 342</b> | <b>242,726.25</b>       | <b>37,389.35</b> | <b>565,884.17</b> | <b>53,763.75</b> | <b>619,647.92</b>     | <b>255.29%</b> | <b>(376,921.67)</b> | <b>-155.29%</b>              |

City of Kyle, Texas  
Unaudited Fund Balance  
As of September 30, 2012

| Item                                | Fund<br>Number | Name of Fund/Title                       | Unaudited<br>Fund Balance      |
|-------------------------------------|----------------|--|--------------------------------|
| 1                                   | 110            | General Fund                             | \$ 4,783,754.84                |
|                                     | 115            | Road Improvement Fund                    |                                |
| 2                                   | 127            | Transportation Fund                      | <b>(154,454.43)</b>            |
| 3                                   | 131            | Police Forfeiture Fund                   | 22,819.17                      |
| 4                                   | 132            | Police Special Revenue Fund              | 6,820.68                       |
| 5                                   | 133            | Court Special Revenue Fund               | 135,085.14                     |
| 6                                   | 135            | Hotel Occupancy Tax Fund                 | 58,089.38                      |
| 7                                   | 136            | Economic Development Fund                | <b>(87,362.55)</b>             |
| 8                                   | 138            | Library Building Fund                    | 7,191.86                       |
| 9                                   | 151            | General Debt Service I&S Fund            | 288,540.20                     |
| 10                                  | 152            | SIB (State Infrastructure Loan) I&S Fund | (0.88)                         |
| 11                                  | 171            | CIP Current Projects Fund                | -                              |
| 12                                  | 172            | CIP Park Development Fund                | 61,998.37                      |
| 13                                  | 182            | 2007 CO Road Improvement Fund            | 899,356.06                     |
| 14                                  | 184            | 2008 CO Bond Fund - CIP                  | 4,758,220.67                   |
| 15                                  | 185            | 2009 Tax Notes Fund                      | 831,614.53                     |
| 16                                  | 187            | 2010 CO Library Building Fund            | 66,895.88                      |
| 17                                  | 310            | Utility Operating Fund                   | 2,846,374.60                   |
| 18                                  | 331            | Water CIP Operating Revenue Fund         | 224,166.95                     |
| 19                                  | 332            | CIP Water Impact Fee Fund                | <b>(874,510.90)</b>            |
| 20                                  | 341            | Sewer CIP Operating Revenue Fund         | 162,500.00                     |
| 21                                  | 342            | Sewer CIP Impact Fee Fund                | 7,406,735.44                   |
| 22                                  | 410            | General Government Grant Funds           | <b>9,763.20</b>                |
| 23                                  | 411            | Water Reuse Feasability Study            | <b>(3,738.66)</b>              |
| 24                                  | 412            | Train Depot Renovation - Donate          | 170,200.00                     |
| 25                                  | 450            | Public, Education & Government Fund      | 17,871.99                      |
| 26                                  | 610            | Structural Demolition Services           | <b>(326.62)</b>                |
| 27                                  | 810            | OPEB/Deferred Comp Fund                  | 68,862.92                      |
| 28                                  | 999            | Pooled Cash Fund - Operating             | -                              |
| Total All Fund Balance (Unaudited): |                |  | <u><u>\$ 21,706,467.84</u></u> |

Item # 27

City of Kyle, Texas  
Schedule of Debt Outstanding  
As of September 30, 2012

| Debt Issue  | Original<br>Principal<br>Amount | Principal<br>Amount<br>Retired | Principal<br>Amount<br>Outstanding | Interest on<br>Outstanding<br>Principal | Total<br>Principal &<br>Interest |
|---|---------------------------------|--------------------------------|------------------------------------|---|----------------------------------|
| 1. Tax & Sewer System Refunding Bonds Series 1989A          | \$ 185,000                      | \$ 185,000                     | \$ -                               | \$ -                                    | \$ -                             |
| 2. Combination Tax & Certificate of Obligation Series 2000  | 1,385,000                       | 1,385,000                      | -                                  | -                                       | -                                |
| 3. Combination Tax & Certificate of Obligation Series 2002  | 5,135,000                       | 4,910,000                      | 225,000                            | 8,213                                   | 233,213                          |
| 4. Combination Tax & Certificate of Obligation Series 2003  | 2,340,000                       | 2,040,000                      | 300,000                            | 11,040                                  | 311,040                          |
| 5. State (TXDOT) Infrastructure Bond Loan I                 | 14,911,978                      | 14,911,978                     | -                                  | -                                       | -                                |
| 6. Combination Tax & Certificate of Obligation Series 2007  | 9,910,000                       | 1,265,000                      | 8,645,000                          | 3,041,800                               | 11,686,800                       |
| 7. Combination Tax & Certificate of Obligation Series 2008  | 22,800,000                      | 1,885,000                      | 20,915,000                         | 12,456,563                              | 33,371,563                       |
| 8. State (TXDOT) Infrastructure Bond Loan II                | 12,462,951                      | -                              | 12,462,951                         | 5,291,804                               | 17,754,755                       |
| 9. Limited Tax Notes Series 2009                            | 5,600,000                       | 2,240,000                      | 3,360,000                          | 221,334                                 | 3,581,334                        |
| 10. General Obligations Refunding Bonds, Series 2009        | 15,315,000                      | 680,000                        | 14,635,000                         | 4,262,644                               | 18,897,644                       |
| 11. Combination Tax & Certificate of Obligation Series 2010 | 4,290,000                       | -                              | 4,290,000                          | 1,628,525                               | 5,918,525                        |
| 12. General Obligations Refunding Bonds, Series 2011        | 3,390,000                       | 15,000                         | 3,375,000                          | 709,808                                 | 4,084,808                        |
| <b>Total:</b>   | <b>\$ 97,724,929</b>            | <b>\$ 29,516,978</b>           | <b>\$ 68,207,951</b>               | <b>\$ 27,631,731</b>                    | <b>\$ 95,839,682</b>             |

City of Kyle, Texas  
 Schedule of Investment Market Values and Interest Income  
 As of September 30, 2012

| Account          | Account Description                               | Market Value            | Interest/<br>Dividends |
|------------------|---|-------------------------|------------------------|
| 110-000-11060    | General Fund - TexPool                            | \$ 1,265,695.61         | \$ 163.53              |
| 110-000-11070    | General Fund - TexSTAR                            | 2,603,308.75            | 336.70                 |
| 110-000-11071    | General Fund - TexSTAR - Bunton Creek PID         | 777.21                  | 0.05                   |
| 110-000-11090    | General Fund - Agency Bonds VSR                   | 66,595.79               | 196.23                 |
| 135-000-11070    | Hotel Occupany Fund - TexSTAR                     | 142,781.22              | 18.48                  |
| 138-000-11060    | Library Building Donation Fund - TexPool          | 7,192.09                | 0.90                   |
| 151-000-11070    | Debt Service Fund - TexSTAR                       | 844,744.60              | 109.28                 |
| 152-000-11070    | Debt Service Fund (TIRZ) - TexSTAR                | 89,052.46               | 11.51                  |
| 182-000-11060    | CO Bonds Series 2007 - TexPool                    | 1,395,724.40            | 180.25                 |
| 182-000-11090    | CO Bonds Series 2007 - Agency Bonds VSR           | 620,447.19              | 2,185.44               |
| 184-000-11070    | CO Bonds Series 2008 - TexSTAR                    | 5,083,247.67            | 657.45                 |
| 185-000-11070    | Tax Notes Series 2009 - TexSTAR                   | 223,945.95              | 28.96                  |
| 187-000-11070    | CO Bonds Series 2010 - TexSTAR                    | 76,659.99               | 9.92                   |
| 310-000-11060    | Utility Fund - TexPool                            | 2,075,936.60            | 268.13                 |
| 342-000-11060    | Wastewater CIP Impact Fee Fund - TexPool          | 5,277,187.11            | 681.61                 |
| 342-000-11090    | Wastewater CIP Impact Fee Fund - Agency Bonds VSR | 390,444.13              | 1,364.52               |
| Total / Average: |   | <u>\$ 20,163,740.77</u> | <u>\$ 6,212.96</u>     |

City of Kyle, Texas  
 Schedule of Investments by Type and Interest Income  
 As of September 30, 2012

| Investment Type | Name of Investment/Issuer                   | Market Value            | Dividends          |
|-----------------|---|-------------------------|--------------------|
| Agency Bonds    | Federal Farm Credit Bank                    | \$ -                    | \$ -               |
| Agency Bonds    | Federal Home Loan Bank                      | -                       | -                  |
| Money Market    | Money Market                                | -                       | -                  |
| Agency Bonds    | Federal Home Loan Mortgage Corporation      | 898,695.04              | 3,679.02           |
| Agency Bonds    | Federal National Mortgage Association       | 15,232.77               | 65.68              |
| Money Market    | Local Government Investment Pools - TexSTAR | 9,064,517.85            | 1,172.35           |
| Mutual Fund     | Vanguard Mutual Fund                        | 163,559.30              | 1.49               |
| Money Market    | Local Government Investment Pools - TexPool | 10,021,735.81           | 1,294.42           |
|                 | Total / Average:                            | <u>\$ 20,163,740.77</u> | <u>\$ 6,212.96</u> |

# General Ledger

## Budget Status

User: talejandro  
 Printed: 11/8/2012 - 11:46 AM  
 Period: 1 to 12, 2012



| Account Number | Description                   | Budget Amount    | Period Amount    | YTD Amount       | YTD Var          | Encumbered Amount | Available        | % Available    |
|----------------|-------------------------------|------------------|------------------|------------------|------------------|-------------------|------------------|----------------|
| Fund 110       | General Fund                  |                  |                  |                  |                  |                   |                  |                |
| Dept 110-100   | Mayor & Council               |                  |                  |                  |                  |                   |                  |                |
| E50            | Personnel                     |                  |                  |                  |                  |                   |                  |                |
| 110-100-51112  | Regular Part Time Wages       | 0.00             | 0.00             | 0.00             | 0.00             | 0.00              | 0.00             | 0.00           |
| 110-100-51113  | Temporary/Seasonal Wages      | 6,000.00         | 5,400.00         | 5,400.00         | 600.00           | 0.00              | 600.00           | 10.00          |
| 110-100-51141  | FICA/Social Security          | 459.00           | 413.15           | 413.15           | 45.85            | 0.00              | 45.85            | 9.99           |
| 110-100-51142  | Workers Compensation          | 0.00             | 0.00             | 0.00             | 0.00             | 0.00              | 0.00             | 0.00           |
| 110-100-51143  | State Unemployment Taxes      | 0.00             | 0.00             | 0.00             | 0.00             | 0.00              | 0.00             | 0.00           |
|                | <b>E50 Sub Totals:</b>        | <b>6,459.00</b>  | <b>5,813.15</b>  | <b>5,813.15</b>  | <b>645.85</b>    | <b>0.00</b>       | <b>645.85</b>    | <b>10.00</b>   |
| E52            | Contractual Services          |                  |                  |                  |                  |                   |                  |                |
| 110-100-51171  | Travel - City Business        | 7,650.00         | 9,197.71         | 9,197.71         | -1,547.71        | 0.00              | -1,547.71        | -100.00        |
| 110-100-51172  | Travel - Employee Recruitment | 0.00             | 0.00             | 0.00             | 0.00             | 0.00              | 0.00             | 0.00           |
| 110-100-51173  | Travel-Training & Conferences | 0.00             | 2,892.30         | 2,892.30         | -2,892.30        | 0.00              | -2,892.30        | -100.00        |
| 110-100-51174  | Training & Conf (Non-Travel)  | 0.00             | 65.00            | 65.00            | -65.00           | 0.00              | -65.00           | -100.00        |
| 110-100-51175  | Mileage - Reimbursement       | 0.00             | 28.86            | 28.86            | -28.86           | 0.00              | -28.86           | -100.00        |
| 110-100-51176  | Travel - Tolls & Parking      | 0.00             | 0.00             | 0.00             | 0.00             | 0.00              | 0.00             | 0.00           |
| 110-100-51183  | Memberships and Dues          | 5,000.00         | 7,667.00         | 7,667.00         | -2,667.00        | 0.00              | -2,667.00        | -100.00        |
| 110-100-51184  | Subscription and Books        | 250.00           | 2.63             | 2.63             | 247.37           | 0.00              | 247.37           | 98.95          |
| 110-100-52117  | Postage                       | 0.00             | 6.80             | 6.80             | -6.80            | 0.00              | -6.80            | -100.00        |
| 110-100-55111  | Legal Services                | 8,000.00         | 5,860.72         | 5,860.72         | 2,139.28         | 0.00              | 2,139.28         | 26.74          |
| 110-100-55112  | Litigation/Mediation          | 0.00             | 0.00             | 0.00             | 0.00             | 0.00              | 0.00             | 0.00           |
| 110-100-55113  | Engineering Services          | 0.00             | 0.00             | 0.00             | 0.00             | 0.00              | 0.00             | 0.00           |
| 110-100-55225  | Insurance & Bonds             | 0.00             | 0.00             | 0.00             | 0.00             | 0.00              | 0.00             | 0.00           |
| 110-100-55243  | Advertising                   | 5,000.00         | 3,424.10         | 3,424.10         | 1,575.90         | 0.00              | 1,575.90         | 31.52          |
| 110-100-55311  | Election Services             | 0.00             | 0.00             | 0.00             | 0.00             | 0.00              | 0.00             | 0.00           |
| 110-100-55324  | Financial Consulting Services | 0.00             | 0.00             | 0.00             | 0.00             | 0.00              | 0.00             | 0.00           |
| 110-100-55329  | Other Contract Services       | 2,400.00         | 500.00           | 500.00           | 1,900.00         | 0.00              | 1,900.00         | 79.17          |
| 110-100-55331  | IT Service Maint/License Fees | 0.00             | 0.00             | 0.00             | 0.00             | 0.00              | 0.00             | 0.00           |
| 110-100-58112  | Contrib to Civic Prog         | 30,000.00        | 30,000.00        | 30,000.00        | 0.00             | 0.00              | 0.00             | 0.00           |
|                | <b>E52 Sub Totals:</b>        | <b>58,300.00</b> | <b>59,645.12</b> | <b>59,645.12</b> | <b>-1,345.12</b> | <b>0.00</b>       | <b>-1,345.12</b> | <b>-100.00</b> |
| E54            | Commodities                   |                  |                  |                  |                  |                   |                  |                |
| 110-100-52111  | General Office Supplies       | 415.00           | 1,034.96         | 1,034.96         | -619.96          | 0.00              | -619.96          | -100.00        |
| 110-100-52115  | Computer Supplies             | 0.00             | 0.00             | 0.00             | 0.00             | 0.00              | 0.00             | 0.00           |
| 110-100-52141  | City Sponsored Event Supplies | 1,000.00         | 0.00             | 0.00             | 1,000.00         | 0.00              | 1,000.00         | 100.00         |

Item # 27

| Account Number | Description          | Budget Amount | Period Amount | YTD Amount | YTD Var | Encumbered Amount | Available | % Available |
|----------------|----------------------|---------------|---------------|------------|---------|-------------------|-----------|-------------|
| 110-100-52161  | Election Supplies    | 0.00          | 0.00          | 0.00       | 0.00    | 0.00              | 0.00      | 0.00        |
| 110-100-52173  | Food/Meals           | 0.00          | 490.62        | 490.62     | -490.62 | 0.00              | -490.62   | -100.00     |
| 110-100-52174  | Misc Supplies        | 0.00          | 0.00          | 0.00       | 0.00    | 0.00              | 0.00      | 0.00        |
| 110-100-52214  | Computer Hardware    | 0.00          | 0.00          | 0.00       | 0.00    | 0.00              | 0.00      | 0.00        |
|                | E54 Sub Totals:      | 1,415.00      | 1,525.58      | 1,525.58   | -110.58 | 0.00              | -110.58   | -100.00     |
|                | Expense Sub Totals:  | 66,174.00     | 66,983.85     | 66,983.85  | -809.85 | 0.00              | -809.85   | -100.00     |
|                | Dept 100 Sub Totals: | 66,174.00     | 66,983.85     | 66,983.85  | -809.85 | 0.00              | -809.85   | -100.00     |

| Account Number | Description                   | Budget Amount | Period Amount | YTD Amount | YTD Var    | Encumbered Amount | Available  | % Available |
|----------------|-------------------------------|---------------|---------------|------------|------------|-------------------|------------|-------------|
| Dept 110-110   | Admin - Executive             |               |               |            |            |                   |            |             |
| E50            | Personnel                     |               |               |            |            |                   |            |             |
| 110-110-51111  | Regular Full Time Wages       | 252,036.00    | 246,913.92    | 246,913.92 | 5,122.08   | 0.00              | 5,122.08   | 2.03        |
| 110-110-51112  | Regular Part Time Wages       | 0.00          | 0.00          | 0.00       | 0.00       | 0.00              | 0.00       | 0.00        |
| 110-110-51113  | Temporary/Seasonal Wages      | 0.00          | 1,109.62      | 1,109.62   | -1,109.62  | 0.00              | -1,109.62  | -100.00     |
| 110-110-51114  | Overtime Wages                | 0.00          | 1,812.53      | 1,812.53   | -1,812.53  | 0.00              | -1,812.53  | -100.00     |
| 110-110-51121  | Vacation Leave                | 0.00          | 8,848.56      | 8,848.56   | -8,848.56  | 0.00              | -8,848.56  | -100.00     |
| 110-110-51122  | Sick Leave - Regular          | 0.00          | 7,573.93      | 7,573.93   | -7,573.93  | 0.00              | -7,573.93  | -100.00     |
| 110-110-51127  | Cost of Living Adjustment     | 0.00          | 0.00          | 0.00       | 0.00       | 0.00              | 0.00       | 0.00        |
| 110-110-51128  | Merit Increase                | 0.00          | 0.00          | 0.00       | 0.00       | 0.00              | 0.00       | 0.00        |
| 110-110-51131  | Longevity Pay                 | 1,872.00      | 1,764.00      | 1,764.00   | 108.00     | 0.00              | 108.00     | 5.77        |
| 110-110-51133  | Car Allowance                 | 6,000.00      | 6,000.00      | 6,000.00   | 0.00       | 0.00              | 0.00       | 0.00        |
| 110-110-51134  | Language Incentive            | 1,800.00      | 900.12        | 900.12     | 899.88     | 0.00              | 899.88     | 49.99       |
| 110-110-51137  | Housing Allowance             | 0.00          | 0.00          | 0.00       | 0.00       | 0.00              | 0.00       | 0.00        |
| 110-110-51141  | FICA/Social Security          | 20,021.00     | 18,564.83     | 18,564.83  | 1,456.17   | 0.00              | 1,456.17   | 7.27        |
| 110-110-51142  | Workers Compensation          | 0.00          | 0.00          | 0.00       | 0.00       | 0.00              | 0.00       | 0.00        |
| 110-110-51143  | State Unemployment Taxes      | 0.00          | 0.00          | 0.00       | 0.00       | 0.00              | 0.00       | 0.00        |
| 110-110-51144  | Retirement - TMRS             | 21,198.00     | 21,861.43     | 21,861.43  | -663.43    | 0.00              | -663.43    | -100.00     |
| 110-110-51151  | Health Insurance              | 16,987.00     | 18,868.88     | 18,868.88  | -1,881.88  | 0.00              | -1,881.88  | -100.00     |
| 110-110-51152  | Dental Insurance              | 1,364.00      | 1,436.99      | 1,436.99   | -72.99     | 0.00              | -72.99     | -100.00     |
| 110-110-51153  | Life Insurance                | 342.00        | 335.91        | 335.91     | 6.09       | 0.00              | 6.09       | 1.78        |
| 110-110-51154  | ST/LT Disability Insurance    | 1,560.00      | 1,627.48      | 1,627.48   | -67.48     | 0.00              | -67.48     | -100.00     |
| 110-110-51156  | Vision Insurance              | 432.00        | 452.84        | 452.84     | -20.84     | 0.00              | -20.84     | -100.00     |
| 110-110-51157  | AD&D                          | 63.00         | 74.48         | 74.48      | -11.48     | 0.00              | -11.48     | -100.00     |
|                | E50 Sub Totals:               | 323,675.00    | 338,145.52    | 338,145.52 | -14,470.52 | 0.00              | -14,470.52 | -100.00     |
| E52            | Contractual Services          |               |               |            |            |                   |            |             |
| 110-110-51171  | Travel - City Business        | 2,500.00      | 1,459.94      | 1,459.94   | 1,040.06   | 0.00              | 1,040.06   | 41.60       |
| 110-110-51172  | Travel - Employee Recruitment | 0.00          | 0.00          | 0.00       | 0.00       | 0.00              | 0.00       | 0.00        |
| 110-110-51173  | Travel-Training & Conferences | 2,000.00      | 4,251.27      | 4,251.27   | -2,251.27  | 0.00              | -2,251.27  | -100.00     |
| 110-110-51174  | Training & Conf (Non-Travel)  | 2,500.00      | 162.12        | 162.12     | 2,337.88   | 0.00              | 2,337.88   | 93.52       |
| 110-110-51175  | Mileage - Reimbursement       | 0.00          | 155.12        | 155.12     | -155.12    | 0.00              | -155.12    | -100.00     |
| 110-110-51176  | Travel - Tolls & Parking      | 0.00          | 32.00         | 32.00      | -32.00     | 0.00              | -32.00     | -100.00     |
| 110-110-51181  | N/A - Training/Registration   | 0.00          | 0.00          | 0.00       | 0.00       | 0.00              | 0.00       | 0.00        |
| 110-110-51183  | Memberships and Dues          | 6,000.00      | 9,667.10      | 9,667.10   | -3,667.10  | 0.00              | -3,667.10  | -100.00     |
| 110-110-51184  | Subscription and Books        | 1,100.00      | 847.30        | 847.30     | 252.70     | 0.00              | 252.70     | 22.97       |
| 110-110-52117  | Postage                       | 2,000.00      | 370.96        | 370.96     | 1,629.04   | 0.00              | 1,629.04   | 81.45       |
| 110-110-53111  | Long Term Facility Lease      | 0.00          | 0.00          | 0.00       | 0.00       | 0.00              | 0.00       | 0.00        |
| 110-110-53112  | Annual Facility Lease         | 0.00          | 0.00          | 0.00       | 0.00       | 0.00              | 0.00       | 0.00        |
| 110-110-53123  | Telephone System              | 0.00          | 0.00          | 0.00       | 0.00       | 0.00              | 0.00       | 0.00        |
| 110-110-53124  | Cell Phones/Pagers            | 3,800.00      | 3,740.32      | 3,740.32   | 59.68      | 0.00              | 59.68      | 1.57        |
| 110-110-53126  | Wireless Data Services        | 1,000.00      | 657.52        | 657.52     | 342.48     | 0.00              | 342.48     | 34.25       |
| 110-110-54162  | Oil & Lube Svc/Seasonal Maint | 0.00          | 0.00          | 0.00       | 0.00       | 0.00              | 0.00       | 0.00        |
| 110-110-54164  | Car Washes (& Tokens)         | 0.00          | 0.00          | 0.00       | 0.00       | 0.00              | 0.00       | 0.00        |
| 110-110-54171  | Office Equipment Maint/Repair | 0.00          | 0.00          | 0.00       | 0.00       | 0.00              | 0.00       | 0.00        |
| 110-110-54172  | Computer Equip Maint/Repair   | 0.00          | 0.00          | 0.00       | 0.00       | 0.00              | 0.00       | 0.00        |
|                | E52 Sub Totals:               | 14,800.00     | 14,097.04     | 14,097.04  | -702.96    | 0.00              | -702.96    | -4.75       |
|                | <b>Item # 097</b>             |               |               |            |            |                   |            |             |



| Account Number | Description                    | Budget Amount | Period Amount | YTD Amount | YTD Var   | Encumbered Amount | Available | % Available |
|----------------|--------------------------------|---------------|---------------|------------|-----------|-------------------|-----------|-------------|
| 110-110-54173  | Communication Equip Repair     | 0.00          | 120.19        | 120.19     | -120.19   | 0.00              | -120.19   | -100.00     |
| 110-110-54175  | Office Equipment Rental        | 10,000.00     | 11,034.77     | 11,034.77  | -1,034.77 | 0.00              | -1,034.77 | -100.00     |
| 110-110-54177  | Rental - Storage               | 0.00          | 0.00          | 0.00       | 0.00      | 0.00              | 0.00      | 0.00        |
| 110-110-55111  | Legal Services                 | 60,000.00     | 62,096.14     | 62,096.14  | -2,096.14 | 0.00              | -2,096.14 | -100.00     |
| 110-110-55112  | Litigation/Mediation           | 0.00          | 0.00          | 0.00       | 0.00      | 0.00              | 0.00      | 0.00        |
| 110-110-55113  | Engineering Services           | 0.00          | 0.00          | 0.00       | 0.00      | 0.00              | 0.00      | 0.00        |
| 110-110-55117  | Other Professional Services    | 0.00          | 0.00          | 0.00       | 0.00      | 0.00              | 0.00      | 0.00        |
| 110-110-55211  | County Recording Fees          | 500.00        | 419.72        | 419.72     | 80.28     | 0.00              | 80.28     | 16.06       |
| 110-110-55224  | Misc Finance Charges           | 0.00          | 0.00          | 0.00       | 0.00      | 0.00              | 0.00      | 0.00        |
| 110-110-55225  | Insurance & Bonds              | 1,200.00      | 1,200.00      | 1,200.00   | 0.00      | 0.00              | 0.00      | 0.00        |
| 110-110-55241  | Outside Printing               | 2,000.00      | 200.00        | 200.00     | 1,800.00  | 0.00              | 1,800.00  | 90.00       |
| 110-110-55242  | Delivery/Courier Service       | 61.00         | 22.85         | 22.85      | 38.15     | 0.00              | 38.15     | 62.54       |
| 110-110-55243  | Advertising                    | 1,500.00      | 1,639.75      | 1,639.75   | -139.75   | 0.00              | -139.75   | -100.00     |
| 110-110-55244  | Public Notices                 | 10,000.00     | 0.00          | 0.00       | 10,000.00 | 0.00              | 10,000.00 | 100.00      |
| 110-110-55245  | Miscellaneous Services         | 0.00          | 0.00          | 0.00       | 0.00      | 0.00              | 0.00      | 0.00        |
| 110-110-55311  | Election Services              | 6,000.00      | 3,407.88      | 3,407.88   | 2,592.12  | 0.00              | 2,592.12  | 43.20       |
| 110-110-55324  | Financial Consulting Services  | 0.00          | 0.00          | 0.00       | 0.00      | 0.00              | 0.00      | 0.00        |
| 110-110-55325  | Training Services              | 0.00          | 0.00          | 0.00       | 0.00      | 0.00              | 0.00      | 0.00        |
| 110-110-55326  | Communication-Public Relations | 0.00          | 0.00          | 0.00       | 0.00      | 0.00              | 0.00      | 0.00        |
| 110-110-55329  | Other Contract Services        | 20,347.58     | 10,274.58     | 10,274.58  | 10,073.00 | 3,295.71          | 6,777.29  | 33.31       |
| 110-110-55331  | IT Service Maint/License Fees  | 0.00          | 0.00          | 0.00       | 0.00      | 0.00              | 0.00      | 0.00        |
| 110-110-55332  | IT Hosting Services            | 0.00          | 0.00          | 0.00       | 0.00      | 0.00              | 0.00      | 0.00        |
| 110-110-55620  | Services - Code of Ordinances  | 0.00          | 0.00          | 0.00       | 0.00      | 0.00              | 0.00      | 0.00        |
| 110-110-58900  | Reserve Expense for OPEB       | 0.00          | 0.00          | 0.00       | 0.00      | 0.00              | 0.00      | 0.00        |
|                | E52 Sub Totals:                | 132,508.58    | 111,759.53    | 111,759.53 | 20,749.05 | 3,295.71          | 17,453.34 | 13.17       |
| E54            | Commodities                    |               |               |            |           |                   |           |             |
| 110-110-51161  | Uniforms (Buy)                 | 0.00          | 0.00          | 0.00       | 0.00      | 0.00              | 0.00      | 0.00        |
| 110-110-52111  | General Office Supplies        | 12,071.00     | 12,295.34     | 12,295.34  | -224.34   | 0.00              | -224.34   | -100.00     |
| 110-110-52113  | Copier/Printer/Plotter Supply  | 0.00          | 0.00          | 0.00       | 0.00      | 0.00              | 0.00      | 0.00        |
| 110-110-52115  | Computer Supplies              | 0.00          | 0.00          | 0.00       | 0.00      | 0.00              | 0.00      | 0.00        |
| 110-110-52118  | Office Security Supplies       | 0.00          | 0.00          | 0.00       | 0.00      | 0.00              | 0.00      | 0.00        |
| 110-110-52141  | City Sponsored Event Supplies  | 0.00          | 0.00          | 0.00       | 0.00      | 0.00              | 0.00      | 0.00        |
| 110-110-52161  | Election Supplies              | 0.00          | 0.00          | 0.00       | 0.00      | 0.00              | 0.00      | 0.00        |
| 110-110-52171  | Training Supplies              | 0.00          | 0.00          | 0.00       | 0.00      | 0.00              | 0.00      | 0.00        |
| 110-110-52172  | Misc Occasions Supplies        | 0.00          | 0.00          | 0.00       | 0.00      | 0.00              | 0.00      | 0.00        |
| 110-110-52173  | Food/Meals                     | 0.00          | 2,309.28      | 2,309.28   | -2,309.28 | 0.00              | -2,309.28 | -100.00     |
| 110-110-52174  | Misc Supplies                  | 0.00          | 0.00          | 0.00       | 0.00      | 0.00              | 0.00      | 0.00        |
| 110-110-52211  | Office Furniture (<\$5K)       | 0.00          | 0.00          | 0.00       | 0.00      | 0.00              | 0.00      | 0.00        |
| 110-110-52212  | Communication Equipment        | 0.00          | 0.00          | 0.00       | 0.00      | 0.00              | 0.00      | 0.00        |
| 110-110-52213  | Photographic Equipment         | 0.00          | 0.00          | 0.00       | 0.00      | 0.00              | 0.00      | 0.00        |
| 110-110-52214  | Computer Hardware              | 2,215.42      | 2,212.71      | 2,212.71   | 2.71      | 0.00              | 2.71      | 0.12        |
| 110-110-52215  | Computer Software              | 0.00          | 0.00          | 0.00       | 0.00      | 0.00              | 0.00      | 0.00        |
| 110-110-52216  | Computer Accessories           | 0.00          | 0.00          | 0.00       | 0.00      | 0.00              | 0.00      | 0.00        |
| 110-110-52217  | Instruments/Apparatus          | 0.00          | 0.00          | 0.00       | 0.00      | 0.00              | 0.00      | 0.00        |
| 110-110-52218  | General Electronic Equipment   | 0.00          | 0.00          | 0.00       | 0.00      | 0.00              | 0.00      | 0.00        |

Item # 27

| Account Number | Description              | Budget Amount | Period Amount | YTD Amount | YTD Var   | Encumbered Amount | Available | % Available |
|----------------|--------------------------|---------------|---------------|------------|-----------|-------------------|-----------|-------------|
| 110-1110-52219 | Other Office Equipment   | 0.00          | 0.00          | 0.00       | 0.00      | 0.00              | 0.00      | 0.00        |
| 110-1110-54161 | Fuel                     | 300.00        | 52.05         | 52.05      | 247.95    | 0.00              | 247.95    | 82.65       |
|                | E54 Sub Totals:          | 14,586.42     | 16,869.38     | 16,869.38  | -2,282.96 | 0.00              | -2,282.96 | -100.00     |
| E60            | Non-CIP Capital Outlay   |               |               |            |           |                   |           |             |
| 110-1110-57111 | Office Furniture (>\$5K) | 0.00          | 0.00          | 0.00       | 0.00      | 0.00              | 0.00      | 0.00        |
| 110-1110-57112 | Communication Equipment  | 0.00          | 0.00          | 0.00       | 0.00      | 0.00              | 0.00      | 0.00        |
| 110-1110-57114 | Computer Equipment       | 27,765.00     | 27,885.00     | 27,885.00  | -120.00   | 0.00              | -120.00   | -100.00     |
| 110-1110-57115 | Instruments/Apparatus    | 0.00          | 0.00          | 0.00       | 0.00      | 0.00              | 0.00      | 0.00        |
|                | E60 Sub Totals:          | 27,765.00     | 27,885.00     | 27,885.00  | -120.00   | 0.00              | -120.00   | -100.00     |
|                | Expense Sub Totals:      | 498,535.00    | 494,659.43    | 494,659.43 | 3,875.57  | 3,295.71          | 579.86    | 0.12        |
|                | Dept 110 Sub Totals:     | 498,535.00    | 494,659.43    | 494,659.43 | 3,875.57  | 3,295.71          | 579.86    | 0.12        |

| Account Number  | Description                     | Budget Amount | Period Amount | YTD Amount | YTD Var   | Encumbered Amount | Available | % Available |
|-----------------|---------------------------------|---------------|---------------|------------|-----------|-------------------|-----------|-------------|
| Dept 110-113    | Human Resources                 |               |               |            |           |                   |           |             |
| E50             | Personnel                       |               |               |            |           |                   |           |             |
| 110-113-51111   | Regular Full Time Wages         | 143,849.00    | 128,812.50    | 128,812.50 | 15,036.50 | 0.00              | 15,036.50 | 10.45       |
| 110-113-51112   | Regular Part Time Wages         | 0.00          | 0.00          | 0.00       | 0.00      | 0.00              | 0.00      | 0.00        |
| 110-113-51113   | Temporary/Seasonal Wages        | 0.00          | 0.00          | 0.00       | 0.00      | 0.00              | 0.00      | 0.00        |
| 110-113-51114   | Overtime Wages                  | 1,300.00      | 615.84        | 615.84     | 684.16    | 0.00              | 684.16    | 52.63       |
| 110-113-51121   | Vacation Leave                  | 0.00          | 5,740.18      | 5,740.18   | -5,740.18 | 0.00              | -5,740.18 | -100.00     |
| 110-113-51122   | Sick Leave - Regular            | 0.00          | 6,627.08      | 6,627.08   | -6,627.08 | 0.00              | -6,627.08 | -100.00     |
| 110-113-51127   | Cost of Living Adjustment       | 0.00          | 0.00          | 0.00       | 0.00      | 0.00              | 0.00      | 0.00        |
| 110-113-51128   | Merit Increase                  | 0.00          | 0.00          | 0.00       | 0.00      | 0.00              | 0.00      | 0.00        |
| 110-113-51131   | Longevity Pay                   | 1,202.00      | 1,188.00      | 1,188.00   | 14.00     | 0.00              | 14.00     | 1.16        |
| 110-113-51134   | Language Incentive              | 2,250.00      | 450.07        | 450.07     | 1,799.93  | 0.00              | 1,799.93  | 80.00       |
| 110-113-51141   | FICA/Social Security            | 11,368.00     | 10,167.30     | 10,167.30  | 1,200.70  | 0.00              | 1,200.70  | 10.56       |
| 110-113-51142   | Workers Compensation            | 0.00          | 0.00          | 0.00       | 0.00      | 0.00              | 0.00      | 0.00        |
| 110-113-51143   | State Unemployment Taxes        | 0.00          | 0.00          | 0.00       | 0.00      | 0.00              | 0.00      | 0.00        |
| 110-113-51144   | Retirement - TMRS               | 12,037.00     | 11,436.46     | 11,436.46  | 600.54    | 0.00              | 600.54    | 4.99        |
| 110-113-51151   | Health Insurance                | 14,864.00     | 16,420.70     | 16,420.70  | -1,556.70 | 0.00              | -1,556.70 | -100.00     |
| 110-113-51152   | Dental Insurance                | 1,194.00      | 1,141.37      | 1,141.37   | 52.63     | 0.00              | 52.63     | 4.41        |
| 110-113-51153   | Life Insurance                  | 182.00        | 175.65        | 175.65     | 6.35      | 0.00              | 6.35      | 3.49        |
| 110-113-51154   | ST/LT Disability Insurance      | 890.00        | 1,259.22      | 1,259.22   | -369.22   | 0.00              | -369.22   | -100.00     |
| 110-113-51156   | Vision Insurance                | 378.00        | 359.91        | 359.91     | 18.09     | 0.00              | 18.09     | 4.79        |
| 110-113-51157   | AD&D                            | 34.00         | 32.21         | 32.21      | 1.79      | 0.00              | 1.79      | 5.26        |
| E50 Sub Totals: |                                 | 189,548.00    | 184,426.49    | 184,426.49 | 5,121.51  | 0.00              | 5,121.51  | 2.70        |
| E51             | Contractual Services            |               |               |            |           |                   |           |             |
| 110-113-51173   | Travel-Training & Conferences   | 2,000.00      | 2,993.51      | 2,993.51   | -993.51   | 0.00              | -993.51   | -100.00     |
| 110-113-51174   | Training & Conf (Non-Travel)    | 1,500.00      | 1,578.55      | 1,578.55   | -78.55    | 0.00              | -78.55    | -100.00     |
| 110-113-51183   | Memberships and Dues            | 0.00          | 689.00        | 689.00     | -689.00   | 0.00              | -689.00   | -100.00     |
| 110-113-51184   | Subscription and Books          | 500.00        | 247.47        | 247.47     | 252.53    | 0.00              | 252.53    | 50.51       |
| 110-113-51185   | Tuition Reimbursement           | 0.00          | 0.00          | 0.00       | 0.00      | 0.00              | 0.00      | 0.00        |
| 110-113-51189   | Risk Mgmt-MedicalSvc/Drug Test  | 0.00          | 0.00          | 0.00       | 0.00      | 0.00              | 0.00      | 0.00        |
| 110-113-51190   | Risk Mgmt-Training/Registration | 0.00          | 0.00          | 0.00       | 0.00      | 0.00              | 0.00      | 0.00        |
| 110-113-51191   | Risk Mgmt-Prof Conferences      | 0.00          | 0.00          | 0.00       | 0.00      | 0.00              | 0.00      | 0.00        |
| 110-113-51192   | Risk Mgmt-Gen Office Supplies   | 0.00          | 0.00          | 0.00       | 0.00      | 0.00              | 0.00      | 0.00        |
| 110-113-51193   | Risk Mgmt-Outside Printing      | 0.00          | 0.00          | 0.00       | 0.00      | 0.00              | 0.00      | 0.00        |
| 110-113-51194   | Risk Mgmt-Incentives/Events     | 0.00          | 0.00          | 0.00       | 0.00      | 0.00              | 0.00      | 0.00        |
| 110-113-52117   | Postage                         | 200.00        | 45.94         | 45.94      | 154.06    | 0.00              | 154.06    | 77.03       |
| 110-113-53124   | Cell Phones/Pagers              | 417.00        | 571.00        | 571.00     | -154.00   | 0.00              | -154.00   | -100.00     |
| 110-113-54175   | Office Equipment Rental         | 0.00          | 0.00          | 0.00       | 0.00      | 0.00              | 0.00      | 0.00        |
| 110-113-55111   | Legal Services                  | 4,000.00      | 2,930.35      | 2,930.35   | 1,069.65  | 0.00              | 1,069.65  | 26.74       |
| 110-113-55112   | Litigation/Mediation            | 0.00          | 0.00          | 0.00       | 0.00      | 0.00              | 0.00      | 0.00        |
| 110-113-55115   | Medical Services/Drug Testing   | 4,500.00      | 6,205.06      | 6,205.06   | -1,705.06 | 0.00              | -1,705.06 | -100.00     |
| 110-113-55117   | Other Professional Services     | 1,000.00      | 457.40        | 457.40     | 542.60    | 0.00              | 542.60    | 54.26       |
| 110-113-55225   | Insurance & Bonds               | 0.00          | 0.00          | 0.00       | 0.00      | 0.00              | 0.00      | 0.00        |
| 110-113-55241   | Outside Printing                | 500.00        | 170.00        | 170.00     | 330.00    | 0.00              | 330.00    | 66.00       |
| 110-113-55242   | Delivery/Courier Service        | 0.00          | 50.45         | 50.45      | -50.45    | 0.00              | -50.45    | -100.00     |

Item # 27

| Account Number | Description                     | Budget Amount | Period Amount | YTD Amount | YTD Var   | Encumbered Amount | Available | % Available |
|----------------|---------------------------------|---------------|---------------|------------|-----------|-------------------|-----------|-------------|
| 110-1113-55243 | Advertising                     | 5,000.00      | 1,854.00      | 1,854.00   | 3,146.00  | 0.00              | 3,146.00  | 62.92       |
| 110-1113-55245 | Miscellaneous Services          | 0.00          | 0.00          | 0.00       | 0.00      | 0.00              | 0.00      | 0.00        |
| 110-1113-55246 | New Hire Screening              | 7,500.00      | 4,838.75      | 4,838.75   | 2,661.25  | 0.00              | 2,661.25  | 35.48       |
| 110-1113-55325 | Training Services               | 3,000.00      | 1,875.00      | 1,875.00   | 1,125.00  | 0.00              | 1,125.00  | 37.50       |
| 110-1113-55328 | Testing/Certification           | 9,315.00      | 6,975.37      | 6,975.37   | 2,339.63  | 0.00              | 2,339.63  | 25.12       |
| 110-1113-55329 | Other Contract Services         | 7,700.00      | 4,741.90      | 4,741.90   | 2,958.10  | 0.00              | 2,958.10  | 38.42       |
| 110-1113-55331 | IT Service Maint/License Fees   | 0.00          | 0.00          | 0.00       | 0.00      | 0.00              | 0.00      | 0.00        |
| 110-1113-55332 | IT Hosting Services             | 0.00          | 0.00          | 0.00       | 0.00      | 0.00              | 0.00      | 0.00        |
| 110-1113-55617 | Services - Temporary Employment | 0.00          | 0.00          | 0.00       | 0.00      | 0.00              | 0.00      | 0.00        |
|                | E52 Sub Totals:                 | 47,132.00     | 36,223.75     | 36,223.75  | 10,908.25 | 0.00              | 10,908.25 | 23.14       |
| E54            | Commodities                     |               |               |            |           |                   |           |             |
| 110-1113-52111 | General Office Supplies         | 1,500.00      | 1,605.85      | 1,605.85   | -105.85   | 0.00              | -105.85   | -100.00     |
| 110-1113-52115 | Computer Supplies               | 0.00          | 179.98        | 179.98     | -179.98   | 0.00              | -179.98   | -100.00     |
| 110-1113-52141 | City Sponsored Event Supplies   | 2,500.00      | 2,218.55      | 2,218.55   | 281.45    | 0.00              | 281.45    | 11.26       |
| 110-1113-52172 | Misc Occasions Supplies         | 0.00          | 218.50        | 218.50     | -218.50   | 0.00              | -218.50   | -100.00     |
| 110-1113-52173 | Food/Meals                      | 0.00          | 0.00          | 0.00       | 0.00      | 0.00              | 0.00      | 0.00        |
| 110-1113-52174 | Misc Supplies                   | 200.00        | 75.04         | 75.04      | 124.96    | 0.00              | 124.96    | 62.48       |
| 110-1113-52211 | Office Furniture (<\$5K)        | 0.00          | 0.00          | 0.00       | 0.00      | 0.00              | 0.00      | 0.00        |
| 110-1113-52212 | Communication Equipment         | 0.00          | 0.00          | 0.00       | 0.00      | 0.00              | 0.00      | 0.00        |
| 110-1113-52214 | Computer Hardware               | 685.00        | 683.17        | 683.17     | 1.83      | 0.00              | 1.83      | 0.27        |
| 110-1113-52216 | Computer Accessories            | 0.00          | 0.00          | 0.00       | 0.00      | 0.00              | 0.00      | 0.00        |
|                | E54 Sub Totals:                 | 4,885.00      | 4,981.09      | 4,981.09   | -96.09    | 0.00              | -96.09    | -100.00     |
| E60            | Non-CIP Capital Outlay          |               |               |            |           |                   |           |             |
| 110-1113-57118 | Computer Software               | 0.00          | 0.00          | 0.00       | 0.00      | 0.00              | 0.00      | 0.00        |
|                | E60 Sub Totals:                 | 0.00          | 0.00          | 0.00       | 0.00      | 0.00              | 0.00      | 0.00        |
|                | Expense Sub Totals:             | 241,565.00    | 225,631.33    | 225,631.33 | 15,933.67 | 0.00              | 15,933.67 | 6.60        |
|                | Dept 113 Sub Totals:            | 241,565.00    | 225,631.33    | 225,631.33 | 15,933.67 | 0.00              | 15,933.67 | 6.60        |

| Account Number | Description                    | Budget Amount | Period Amount | YTD Amount | YTD Var   | Encumbered Amount | Available | % Available |
|----------------|--------------------------------|---------------|---------------|------------|-----------|-------------------|-----------|-------------|
| Dept 110-115   | Information Technology         |               |               |            |           |                   |           |             |
| E50            | Personnel                      |               |               |            |           |                   |           |             |
| 110-115-51111  | Regular Full Time Wages        | 152,941.00    | 138,793.04    | 138,793.04 | 14,147.96 | 0.00              | 14,147.96 | 9.25        |
| 110-115-51112  | Regular Part Time Wages        | 0.00          | 0.00          | 0.00       | 0.00      | 0.00              | 0.00      | 0.00        |
| 110-115-51113  | Temporary/Seasonal Wages       | 0.00          | 0.00          | 0.00       | 0.00      | 0.00              | 0.00      | 0.00        |
| 110-115-51114  | Overtime Wages                 | 0.00          | 0.00          | 0.00       | 0.00      | 0.00              | 0.00      | 0.00        |
| 110-115-51121  | Vacation Leave                 | 0.00          | 5,780.36      | 5,780.36   | -5,780.36 | 0.00              | -5,780.36 | -100.00     |
| 110-115-51122  | Sick Leave - Regular           | 0.00          | 4,930.60      | 4,930.60   | -4,930.60 | 0.00              | -4,930.60 | -100.00     |
| 110-115-51127  | Cost of Living Adjustment      | 0.00          | 0.00          | 0.00       | 0.00      | 0.00              | 0.00      | 0.00        |
| 110-115-51128  | Merit Increase                 | 0.00          | 0.00          | 0.00       | 0.00      | 0.00              | 0.00      | 0.00        |
| 110-115-51131  | Longevity Pay                  | 144.00        | 144.00        | 144.00     | 0.00      | 0.00              | 0.00      | 0.00        |
| 110-115-51141  | FICA/Social Security           | 11,712.00     | 10,140.53     | 10,140.53  | 1,571.47  | 0.00              | 1,571.47  | 13.42       |
| 110-115-51142  | Workers Compensation           | 0.00          | 0.00          | 0.00       | 0.00      | 0.00              | 0.00      | 0.00        |
| 110-115-51143  | State Unemployment Taxes       | 0.00          | 0.00          | 0.00       | 0.00      | 0.00              | 0.00      | 0.00        |
| 110-115-51144  | Retirement - TMRS              | 12,401.00     | 11,727.43     | 11,727.43  | 673.57    | 0.00              | 673.57    | 5.43        |
| 110-115-51151  | Health Insurance               | 12,740.00     | 8,726.48      | 8,726.48   | 4,013.52  | 0.00              | 4,013.52  | 31.50       |
| 110-115-51152  | Dental Insurance               | 1,023.00      | 985.65        | 985.65     | 37.35     | 0.00              | 37.35     | 3.65        |
| 110-115-51153  | Life Insurance                 | 182.00        | 176.70        | 176.70     | 5.30      | 0.00              | 5.30      | 2.91        |
| 110-115-51154  | ST/LT Disability Insurance     | 946.00        | 1,052.80      | 1,052.80   | -106.80   | 0.00              | -106.80   | -100.00     |
| 110-115-51156  | Vision Insurance               | 324.00        | 324.00        | 324.00     | 0.00      | 0.00              | 0.00      | 0.00        |
| 110-115-51157  | AD&D                           | 34.00         | 39.30         | 39.30      | -5.30     | 0.00              | -5.30     | -100.00     |
|                | E50 Sub Totals:                | 192,447.00    | 182,820.89    | 182,820.89 | 9,626.11  | 0.00              | 9,626.11  | 5.00        |
| E50            | Contractual Services           |               |               |            |           |                   |           |             |
| 110-115-51171  | Travel - City Business         | 0.00          | 0.00          | 0.00       | 0.00      | 0.00              | 0.00      | 0.00        |
| 110-115-51172  | Travel - Employee Recruitment  | 0.00          | 0.00          | 0.00       | 0.00      | 0.00              | 0.00      | 0.00        |
| 110-115-51173  | Travel-Training & Conferences  | 0.00          | 398.00        | 398.00     | -398.00   | 0.00              | -398.00   | -100.00     |
| 110-115-51174  | Training & Conf (Non-Travel)   | 500.00        | 0.00          | 0.00       | 500.00    | 0.00              | 500.00    | 100.00      |
| 110-115-51175  | Mileage - Reimbursement        | 0.00          | 127.38        | 127.38     | -127.38   | 0.00              | -127.38   | -100.00     |
| 110-115-51182  | N/A - Professional Conferences | 0.00          | 0.00          | 0.00       | 0.00      | 0.00              | 0.00      | 0.00        |
| 110-115-51183  | Memberships and Dues           | 100.00        | 100.00        | 100.00     | 0.00      | 0.00              | 0.00      | 0.00        |
| 110-115-51184  | Subscription and Books         | 100.00        | 0.00          | 0.00       | 100.00    | 0.00              | 100.00    | 100.00      |
| 110-115-52117  | Postage                        | 0.00          | 0.00          | 0.00       | 0.00      | 0.00              | 0.00      | 0.00        |
| 110-115-53123  | Telephone System               | 0.00          | 0.00          | 0.00       | 0.00      | 0.00              | 0.00      | 0.00        |
| 110-115-53124  | Cell Phones/Pagers             | 3,300.00      | 2,679.78      | 2,679.78   | 620.22    | 0.00              | 620.22    | 18.79       |
| 110-115-53125  | Internet Service               | 0.00          | 0.00          | 0.00       | 0.00      | 0.00              | 0.00      | 0.00        |
| 110-115-53126  | Wireless Data Services         | 500.00        | 870.18        | 870.18     | -370.18   | 0.00              | -370.18   | -100.00     |
| 110-115-54154  | Other Equip Maint/Repair       | 1,000.00      | 242.00        | 242.00     | 758.00    | 0.00              | 758.00    | 75.80       |
| 110-115-54171  | Office Equipment Maint/Repair  | 0.00          | 0.00          | 0.00       | 0.00      | 0.00              | 0.00      | 0.00        |
| 110-115-54172  | Computer Equip Maint/Repair    | 2,250.00      | 1,327.75      | 1,327.75   | 922.25    | 0.00              | 922.25    | 40.99       |
| 110-115-54173  | Communication Equip Repair     | 0.00          | 0.00          | 0.00       | 0.00      | 0.00              | 0.00      | 0.00        |
| 110-115-55225  | Insurance & Bonds              | 0.00          | 0.00          | 0.00       | 0.00      | 0.00              | 0.00      | 0.00        |
| 110-115-55242  | Delivery/Courier Service       | 0.00          | 127.64        | 127.64     | -127.64   | 0.00              | -127.64   | -100.00     |
| 110-115-55243  | Advertising                    | 0.00          | 34.50         | 34.50      | -34.50    | 0.00              | -34.50    | -100.00     |
| 110-115-55325  | Training Services              | 0.00          | 0.00          | 0.00       | 0.00      | 0.00              | 0.00      | 0.00        |
| 110-115-55329  | Other Contract Services        | 1,000.00      | 3,269.00      | 3,269.00   | 2,269.00  | 1,779.00          | -4,048.00 | -100.00     |

| Account Number       | Description                    | Budget Amount | Period Amount | YTD Amount | YTD Var   | Encumbered Amount | Available | % Available |
|----------------------|--------------------------------|---------------|---------------|------------|-----------|-------------------|-----------|-------------|
| 110-1115-55331       | IT Service Maint/License Fees  | 191,644.00    | 183,199.86    | 183,199.86 | 8,444.14  | 4,505.00          | 3,939.14  | 2.06        |
| 110-1115-55332       | IT Hosting Services            | 9,599.00      | 6,299.00      | 6,299.00   | 3,300.00  | 0.00              | 3,300.00  | 34.38       |
| 110-1115-55333       | IT Online Services             | 1,200.00      | 0.00          | 0.00       | 1,200.00  | 0.00              | 1,200.00  | 100.00      |
| 110-1115-55335       | IT Consulting Services         | 1,000.00      | 0.00          | 0.00       | 1,000.00  | 0.00              | 1,000.00  | 100.00      |
| 110-1115-55336       | IT Maint Services (Consultant) | 0.00          | 0.00          | 0.00       | 0.00      | 0.00              | 0.00      | 0.00        |
| 110-1115-55337       | IT Warranties                  | 0.00          | 0.00          | 0.00       | 0.00      | 0.00              | 0.00      | 0.00        |
| E52 Sub Totals:      |                                | 212,193.00    | 198,675.09    | 198,675.09 | 13,517.91 | 6,284.00          | 7,233.91  | 3.41        |
| E54                  | Commodities                    |               |               |            |           |                   |           |             |
| 110-1115-51161       | Uniforms (Buy)                 | 0.00          | 0.00          | 0.00       | 0.00      | 0.00              | 0.00      | 0.00        |
| 110-1115-52111       | General Office Supplies        | 400.00        | 387.23        | 387.23     | 12.77     | 0.00              | 12.77     | 3.19        |
| 110-1115-52115       | Computer Supplies              | 0.00          | 0.00          | 0.00       | 0.00      | 0.00              | 0.00      | 0.00        |
| 110-1115-52118       | Office Security Supplies       | 0.00          | 0.00          | 0.00       | 0.00      | 0.00              | 0.00      | 0.00        |
| 110-1115-52141       | City Sponsored Event Supplies  | 200.00        | 0.00          | 0.00       | 200.00    | 0.00              | 200.00    | 100.00      |
| 110-1115-52163       | Medical Supplies               | 0.00          | 0.00          | 0.00       | 0.00      | 0.00              | 0.00      | 0.00        |
| 110-1115-52168       | Minor Tools/Instruments        | 100.00        | 0.00          | 0.00       | 100.00    | 0.00              | 100.00    | 100.00      |
| 110-1115-52171       | Training Supplies              | 0.00          | 0.00          | 0.00       | 0.00      | 0.00              | 0.00      | 0.00        |
| 110-1115-52172       | Misc Occasions Supplies        | 0.00          | 0.00          | 0.00       | 0.00      | 0.00              | 0.00      | 0.00        |
| 110-1115-52173       | Food/Meals                     | 0.00          | 0.00          | 0.00       | 0.00      | 0.00              | 0.00      | 0.00        |
| 110-1115-52211       | Office Furniture (<\$5K)       | 0.00          | 0.00          | 0.00       | 0.00      | 0.00              | 0.00      | 0.00        |
| 110-1115-52212       | Communication Equipment        | 0.00          | 0.00          | 0.00       | 0.00      | 0.00              | 0.00      | 0.00        |
| 110-1115-52213       | Photographic Equipment         | 0.00          | 0.00          | 0.00       | 0.00      | 0.00              | 0.00      | 0.00        |
| 110-1115-52214       | Computer Hardware              | 10,500.00     | 9,892.70      | 9,892.70   | 607.30    | 148.46            | 458.84    | 4.37        |
| 110-1115-52215       | Computer Software              | 1,000.00      | 502.12        | 502.12     | 497.88    | 0.00              | 497.88    | 49.79       |
| 110-1115-52216       | Computer Accessories           | 1,500.00      | 1,185.61      | 1,185.61   | 314.39    | 0.00              | 314.39    | 20.96       |
| 110-1115-52217       | Instruments/Apparatus          | 0.00          | 0.00          | 0.00       | 0.00      | 0.00              | 0.00      | 0.00        |
| 110-1115-52218       | General Electronic Equipment   | 0.00          | 0.00          | 0.00       | 0.00      | 0.00              | 0.00      | 0.00        |
| 110-1115-52219       | Other Office Equipment         | 0.00          | 0.00          | 0.00       | 0.00      | 0.00              | 0.00      | 0.00        |
| 110-1115-54161       | Fuel                           | 0.00          | 0.00          | 0.00       | 0.00      | 0.00              | 0.00      | 0.00        |
| E54 Sub Totals:      |                                | 13,700.00     | 11,967.66     | 11,967.66  | 1,732.34  | 148.46            | 1,583.88  | 11.56       |
| E60                  | Non-CIP Capital Outlay         |               |               |            |           |                   |           |             |
| 110-1115-57111       | Office Furniture (>\$5K)       | 0.00          | 0.00          | 0.00       | 0.00      | 0.00              | 0.00      | 0.00        |
| 110-1115-57112       | Communication Equipment        | 0.00          | 0.00          | 0.00       | 0.00      | 0.00              | 0.00      | 0.00        |
| 110-1115-57114       | Computer Equipment             | 0.00          | 0.00          | 0.00       | 0.00      | 0.00              | 0.00      | 0.00        |
| 110-1115-57115       | Instruments/Apparatus          | 0.00          | 0.00          | 0.00       | 0.00      | 0.00              | 0.00      | 0.00        |
| E60 Sub Totals:      |                                | 0.00          | 0.00          | 0.00       | 0.00      | 0.00              | 0.00      | 0.00        |
| Expense Sub Totals:  |                                | 418,340.00    | 393,463.64    | 393,463.64 | 24,876.36 | 6,432.46          | 18,443.90 | 4.41        |
| Dept 115 Sub Totals: |                                | 418,340.00    | 393,463.64    | 393,463.64 | 24,876.36 | 6,432.46          | 18,443.90 | 4.41        |

Item # 27

| Account Number  | Description                    | Budget Amount | Period Amount | YTD Amount | YTD Var   | Encumbered Amount | Available | % Available |
|-----------------|--------------------------------|---------------|---------------|------------|-----------|-------------------|-----------|-------------|
| Dept 110-1116   | Communications (FY 12)         |               |               |            |           |                   |           |             |
| E50             | Personnel                      |               |               |            |           |                   |           |             |
| 110-1116-51111  | Regular Full Time Wages        | 66,947.00     | 63,505.80     | 63,505.80  | 3,441.20  | 0.00              | 3,441.20  | 5.14        |
| 110-1116-51121  | Vacation Leave                 | 0.00          | 4,514.90      | 4,514.90   | -4,514.90 | 0.00              | -4,514.90 | -100.00     |
| 110-1116-51122  | Sick Leave - Regular           | 0.00          | 828.56        | 828.56     | -828.56   | 0.00              | -828.56   | -100.00     |
| 110-1116-51127  | Cost of Living Adjustment      | 0.00          | 0.00          | 0.00       | 0.00      | 0.00              | 0.00      | 0.00        |
| 110-1116-51128  | Merit Increase                 | 0.00          | 0.00          | 0.00       | 0.00      | 0.00              | 0.00      | 0.00        |
| 110-1116-51131  | Longevity Pay                  | 360.00        | 360.00        | 360.00     | 0.00      | 0.00              | 0.00      | 0.00        |
| 110-1116-51134  | Language Incentive             | 0.00          | 0.00          | 0.00       | 0.00      | 0.00              | 0.00      | 0.00        |
| 110-1116-51141  | FICA/Social Security           | 5,149.00      | 4,515.36      | 4,515.36   | 633.64    | 0.00              | 633.64    | 12.31       |
| 110-1116-51142  | Workers Compensation           | 0.00          | 0.00          | 0.00       | 0.00      | 0.00              | 0.00      | 0.00        |
| 110-1116-51143  | State Unemployment Taxes       | 0.00          | 0.00          | 0.00       | 0.00      | 0.00              | 0.00      | 0.00        |
| 110-1116-51144  | Retirement - TMRS              | 5,452.00      | 5,503.78      | 5,503.78   | -51.78    | 0.00              | -51.78    | -100.00     |
| 110-1116-51151  | Health Insurance               | 4,247.00      | 4,278.68      | 4,278.68   | -31.68    | 0.00              | -31.68    | -100.00     |
| 110-1116-51152  | Dental Insurance               | 341.00        | 342.76        | 342.76     | -1.76     | 0.00              | -1.76     | -100.00     |
| 110-1116-51153  | Life Insurance                 | 91.00         | 91.20         | 91.20      | -0.20     | 0.00              | -0.20     | -100.00     |
| 110-1116-51154  | ST/LT Disability Insurance     | 414.00        | 466.32        | 466.32     | -52.32    | 0.00              | -52.32    | -100.00     |
| 110-1116-51156  | Vision Insurance               | 108.00        | 108.00        | 108.00     | 0.00      | 0.00              | 0.00      | 0.00        |
| 110-1116-51157  | AD&D                           | 17.00         | 16.80         | 16.80      | 0.20      | 0.00              | 0.20      | 1.18        |
| E50 Sub Totals: |                                | 83,126.00     | 84,532.16     | 84,532.16  | -1,406.16 | 0.00              | -1,406.16 | -100.00     |
| E51             | Contractual Services           |               |               |            |           |                   |           |             |
| 110-1116-51173  | Travel-Training & Conferences  | 0.00          | 26.75         | 26.75      | -26.75    | 0.00              | -26.75    | -100.00     |
| 110-1116-51174  | Training & Conf (Non-Travel)   | 0.00          | 51.00         | 51.00      | -51.00    | 0.00              | -51.00    | -100.00     |
| 110-1116-51175  | Mileage-Reimbursement          | 0.00          | 0.00          | 0.00       | 0.00      | 0.00              | 0.00      | 0.00        |
| 110-1116-51183  | Memberships and Dues           | 550.00        | 0.00          | 0.00       | 550.00    | 0.00              | 550.00    | 100.00      |
| 110-1116-51184  | Subscription and Books         | 0.00          | 0.00          | 0.00       | 0.00      | 0.00              | 0.00      | 0.00        |
| 110-1116-52117  | Postage                        | 4,000.00      | 31.55         | 31.55      | 3,968.45  | 0.00              | 3,968.45  | 99.21       |
| 110-1116-53124  | Cell Phones/Pagers             | 0.00          | 0.00          | 0.00       | 0.00      | 0.00              | 0.00      | 0.00        |
| 110-1116-55241  | Outside Printing               | 16,000.00     | 8,454.69      | 8,454.69   | 7,545.31  | 0.00              | 7,545.31  | 47.16       |
| 110-1116-55242  | Delivery/Courier Service       | 0.00          | 0.00          | 0.00       | 0.00      | 0.00              | 0.00      | 0.00        |
| 110-1116-55243  | Advertising                    | 5,626.00      | 1,465.03      | 1,465.03   | 4,160.97  | 0.00              | 4,160.97  | 73.96       |
| E52 Sub Totals: |                                | 26,176.00     | 10,029.02     | 10,029.02  | 16,146.98 | 0.00              | 16,146.98 | 61.69       |
| E54             | Commodities                    |               |               |            |           |                   |           |             |
| 110-1116-52111  | General Office Supplies        | 0.00          | 0.00          | 0.00       | 0.00      | 0.00              | 0.00      | 0.00        |
| 110-1116-52115  | Computer Supplies              | 0.00          | 0.00          | 0.00       | 0.00      | 0.00              | 0.00      | 0.00        |
| 110-1116-52119  | Awards,Plaques&RecognitionSupp | 1,000.00      | 297.50        | 297.50     | 702.50    | 0.00              | 702.50    | 70.25       |
| 110-1116-52168  | Minor Tools/Instruments        | 0.00          | 0.00          | 0.00       | 0.00      | 0.00              | 0.00      | 0.00        |
| 110-1116-52171  | Training Supplies              | 500.00        | 0.00          | 0.00       | 500.00    | 0.00              | 500.00    | 100.00      |
| 110-1116-52172  | Misc Occasions Supplies        | 0.00          | 0.00          | 0.00       | 0.00      | 0.00              | 0.00      | 0.00        |
| 110-1116-52173  | Food/Meals                     | 1,600.00      | 932.05        | 932.05     | 667.95    | 0.00              | 667.95    | 41.75       |
| 110-1116-52174  | Misc Supplies                  | 0.00          | 0.00          | 0.00       | 0.00      | 0.00              | 0.00      | 0.00        |
| 110-1116-52212  | Communication Equipment        | 0.00          | 0.00          | 0.00       | 0.00      | 0.00              | 0.00      | 0.00        |
| 110-1116-52213  | Photographic Equipment         | 0.00          | 0.00          | 0.00       | 0.00      | 0.00              | 0.00      | 0.00        |

Item # 27

| Account Number | Description          | Budget Amount | Period Amount | YTD Amount | YTD Var   | Encumbered Amount | Available | % Available |
|----------------|----------------------|---------------|---------------|------------|-----------|-------------------|-----------|-------------|
| 110-116-52214  | Computer Hardware    | 1,374.00      | 1,064.18      | 1,064.18   | 309.82    | 308.84            | 0.98      | 0.07        |
|                | E54 Sub Totals:      | 4,474.00      | 2,293.73      | 2,293.73   | 2,180.27  | 308.84            | 1,871.43  | 41.83       |
|                | Expense Sub Totals:  | 113,776.00    | 96,854.91     | 96,854.91  | 16,921.09 | 308.84            | 16,612.25 | 14.60       |
|                | Dept 116 Sub Totals: | 113,776.00    | 96,854.91     | 96,854.91  | 16,921.09 | 308.84            | 16,612.25 | 14.60       |



| Account Number | Description                    | Budget Amount | Period Amount | YTD Amount | YTD Var    | Encumbered Amount | Available  | % Available |
|----------------|--------------------------------|---------------|---------------|------------|------------|-------------------|------------|-------------|
| Dept 110-117   | Building Inspection (FY 12)    |               |               |            |            |                   |            |             |
| R02            | Charges for Services           |               |               |            |            |                   |            |             |
| 110-117-41370  | Miscellaneous Building Revenue | 0.00          | 200.60        | 200.60     | -200.60    | 0.00              | -200.60    | -100.00     |
| 110-117-42426  | Electronic Pmt Processing Fee  | 2,000.00      | 617.50        | 617.50     | 1,382.50   | 0.00              | 1,382.50   | 69.13       |
|                | R02 Sub Totals:                | 2,000.00      | 818.10        | 818.10     | 1,181.90   | 0.00              | 1,181.90   | 59.10       |
| R12            | Development Fees - Building    |               |               |            |            |                   |            |             |
| 110-117-41251  | Bldg Permit/Inspection Fees    | 373,750.00    | 437,327.42    | 437,327.42 | -63,577.42 | 0.00              | -63,577.42 | -100.00     |
| 110-117-41252  | Electrical Permits/Inspections | 1,150.00      | 2,449.50      | 2,449.50   | -1,299.50  | 0.00              | -1,299.50  | -100.00     |
| 110-117-41254  | Plumbing Permits/Inspections   | 11,500.00     | 8,510.00      | 8,510.00   | 2,990.00   | 0.00              | 2,990.00   | 26.00       |
| 110-117-41255  | Re-Inspections                 | 5,750.00      | 19,385.50     | 19,385.50  | -13,635.50 | 0.00              | -13,635.50 | -100.00     |
| 110-117-41256  | Fire Permits/Inspection Fees   | 17,250.00     | 9,605.20      | 9,605.20   | 7,644.80   | 0.00              | 7,644.80   | 44.32       |
| 110-117-41351  | Sign Permits                   | 8,050.00      | 10,365.02     | 10,365.02  | -2,315.02  | 0.00              | -2,315.02  | -100.00     |
| 110-117-41352  | House Moving                   | 805.00        | 247.25        | 247.25     | 557.75     | 0.00              | 557.75     | 69.29       |
| 110-117-41353  | Remodeling                     | 0.00          | 0.00          | 0.00       | 0.00       | 0.00              | 0.00       | 0.00        |
| 110-117-41354  | Swimming Pool                  | 115.00        | 0.00          | 0.00       | 115.00     | 0.00              | 115.00     | 100.00      |
| 110-117-41371  | Contractor License             | 2,875.00      | 2,824.00      | 2,824.00   | 51.00      | 0.00              | 51.00      | 1.77        |
|                | R12 Sub Totals:                | 421,245.00    | 490,713.89    | 490,713.89 | -69,468.89 | 0.00              | -69,468.89 | -100.00     |
|                | Revenue Sub Totals:            | 423,245.00    | 491,531.99    | 491,531.99 | -68,286.99 | 0.00              | -68,286.99 | -100.00     |
| E50            | Personnel                      |               |               |            |            |                   |            |             |
| 110-117-51111  | Regular Full Time Wages        | 265,251.00    | 237,148.41    | 237,148.41 | 28,102.59  | 0.00              | 28,102.59  | 10.59       |
| 110-117-51112  | Regular Part Time Wages        | 0.00          | 0.00          | 0.00       | 0.00       | 0.00              | 0.00       | 0.00        |
| 110-117-51113  | Temporary/Seasonal Wages       | 0.00          | 0.00          | 0.00       | 0.00       | 0.00              | 0.00       | 0.00        |
| 110-117-51114  | Overtime Wages                 | 1,300.00      | 1,950.85      | 1,950.85   | -650.85    | 0.00              | -650.85    | -100.00     |
| 110-117-51121  | Vacation Leave                 | 0.00          | 10,600.08     | 10,600.08  | -10,600.08 | 0.00              | -10,600.08 | -100.00     |
| 110-117-51122  | Sick Leave - Regular           | 0.00          | 12,846.26     | 12,846.26  | -12,846.26 | 0.00              | -12,846.26 | -100.00     |
| 110-117-51127  | Cost of Living Adjustment      | 0.00          | 0.00          | 0.00       | 0.00       | 0.00              | 0.00       | 0.00        |
| 110-117-51128  | Merit Increase                 | 0.00          | 0.00          | 0.00       | 0.00       | 0.00              | 0.00       | 0.00        |
| 110-117-51131  | Longevity Pay                  | 2,304.00      | 2,304.00      | 2,304.00   | 0.00       | 0.00              | 0.00       | 0.00        |
| 110-117-51134  | Language Incentive             | 3,600.00      | 3,912.06      | 3,912.06   | -312.06    | 0.00              | -312.06    | -100.00     |
| 110-117-51141  | FICA/Social Security           | 20,843.00     | 19,618.05     | 19,618.05  | 1,224.95   | 0.00              | 1,224.95   | 5.88        |
| 110-117-51142  | Workers Compensation           | 0.00          | 0.00          | 0.00       | 0.00       | 0.00              | 0.00       | 0.00        |
| 110-117-51143  | State Unemployment Taxes       | 0.00          | 0.00          | 0.00       | 0.00       | 0.00              | 0.00       | 0.00        |
| 110-117-51144  | Retirement - TMRS              | 22,069.00     | 21,621.60     | 21,621.60  | 447.40     | 0.00              | 447.40     | 2.03        |
| 110-117-51151  | Health Insurance               | 25,481.00     | 24,887.75     | 24,887.75  | 593.25     | 0.00              | 593.25     | 2.33        |
| 110-117-51152  | Dental Insurance               | 2,046.00      | 2,028.14      | 2,028.14   | 17.86      | 0.00              | 17.86      | 0.87        |
| 110-117-51153  | Life Insurance                 | 319.00        | 300.96        | 300.96     | 18.04      | 0.00              | 18.04      | 5.66        |
| 110-117-51154  | ST/LT Disability Insurance     | 1,641.00      | 1,808.64      | 1,808.64   | -167.64    | 0.00              | -167.64    | -100.00     |
| 110-117-51156  | Vision Insurance               | 648.00        | 630.00        | 630.00     | 18.00      | 0.00              | 18.00      | 2.78        |
| 110-117-51157  | AD&D                           | 59.00         | 51.84         | 51.84      | 7.16       | 0.00              | 7.16       | 12.14       |
|                | E50 Sub Totals:                | 345,561.00    | 339,708.64    | 339,708.64 | 5,852.36   | 0.00              | 5,852.36   | 1.69        |
| E52            | Contractual Services           |               |               |            |            |                   |            |             |

Item # 27

| Account Number  | Description                    | Budget Amount | Period Amount | YTD Amount | YTD Var    | Encumbered Amount | Available  | % Available |
|-----------------|--------------------------------|---------------|---------------|------------|------------|-------------------|------------|-------------|
| 110-117-51171   | Travel - City Business         | 0.00          | 0.00          | 0.00       | 0.00       | 0.00              | 0.00       | 0.00        |
| 110-117-51173   | Travel-Training & Conferences  | 0.00          | 537.72        | 537.72     | -537.72    | 0.00              | -537.72    | -100.00     |
| 110-117-51174   | Training & Conf (Non-Travel)   | 0.00          | 421.55        | 421.55     | -421.55    | 0.00              | -421.55    | -100.00     |
| 110-117-51175   | Mileage-Reimbursement          | 0.00          | 0.00          | 0.00       | 0.00       | 0.00              | 0.00       | 0.00        |
| 110-117-51183   | Memberships and Dues           | 350.00        | 485.00        | 485.00     | -135.00    | 0.00              | -135.00    | -100.00     |
| 110-117-51184   | Subscription and Books         | 400.00        | 649.00        | 649.00     | -249.00    | 0.00              | -249.00    | -100.00     |
| 110-117-52117   | Postage                        | 1,000.00      | 1,278.20      | 1,278.20   | -278.20    | 0.00              | -278.20    | -100.00     |
| 110-117-53121   | Light & Power                  | 0.00          | 0.00          | 0.00       | 0.00       | 0.00              | 0.00       | 0.00        |
| 110-117-53123   | Telephone System               | 0.00          | 0.00          | 0.00       | 0.00       | 0.00              | 0.00       | 0.00        |
| 110-117-53124   | Cell Phones/Pagers             | 2,076.00      | 2,286.97      | 2,286.97   | -210.97    | 0.00              | -210.97    | -100.00     |
| 110-117-53126   | Wireless Data Services         | 1,500.00      | 884.74        | 884.74     | 615.26     | 0.00              | 615.26     | 41.02       |
| 110-117-54131   | Motor Vehicle Repair/Maint     | 2,500.00      | 1,094.56      | 1,094.56   | 1,405.44   | 0.00              | 1,405.44   | 56.22       |
| 110-117-54143   | Inspection/Registration/Etc    | 0.00          | 58.00         | 58.00      | -58.00     | 0.00              | -58.00     | -100.00     |
| 110-117-54148   | Body Shop Repairs              | 0.00          | 1,000.00      | 1,000.00   | -1,000.00  | 0.00              | -1,000.00  | -100.00     |
| 110-117-54154   | Other Equip Maint/Repair       | 0.00          | 0.00          | 0.00       | 0.00       | 0.00              | 0.00       | 0.00        |
| 110-117-54162   | Oil & Lube Svc/Seasonal Maint  | 0.00          | 100.39        | 100.39     | -100.39    | 0.00              | -100.39    | -100.00     |
| 110-117-54164   | Car Washes (& Tokens)          | 0.00          | 0.00          | 0.00       | 0.00       | 0.00              | 0.00       | 0.00        |
| 110-117-54171   | Office Equipment Maint/Repair  | 0.00          | 0.00          | 0.00       | 0.00       | 0.00              | 0.00       | 0.00        |
| 110-117-54172   | Computer Equip Maint/Repair    | 0.00          | 0.00          | 0.00       | 0.00       | 0.00              | 0.00       | 0.00        |
| 110-117-54173   | Communication Equip Repair     | 0.00          | 0.00          | 0.00       | 0.00       | 0.00              | 0.00       | 0.00        |
| 110-117-54175   | Office Equipment Rental        | 8,500.00      | 8,074.75      | 8,074.75   | 425.25     | 0.00              | 425.25     | 5.00        |
| 110-117-54177   | Rental - Storage               | 0.00          | 0.00          | 0.00       | 0.00       | 0.00              | 0.00       | 0.00        |
| 110-117-55111   | Legal Services                 | 2,500.00      | 1,831.48      | 1,831.48   | 668.52     | 0.00              | 668.52     | 26.74       |
| 110-117-55112   | Litigation/Mediation           | 0.00          | 0.00          | 0.00       | 0.00       | 0.00              | 0.00       | 0.00        |
| 110-117-55113   | Engineering Services           | 0.00          | 0.00          | 0.00       | 0.00       | 0.00              | 0.00       | 0.00        |
| 110-117-55211   | County Recording Fees          | 100.00        | 0.00          | 0.00       | 100.00     | 0.00              | 100.00     | 100.00      |
| 110-117-55222   | Credit Card Fees               | 1,000.00      | 1,501.68      | 1,501.68   | -501.68    | 0.00              | -501.68    | -100.00     |
| 110-117-55225   | Insurance & Bonds              | 0.00          | 0.00          | 0.00       | 0.00       | 0.00              | 0.00       | 0.00        |
| 110-117-55241   | Outside Printing               | 700.00        | 434.38        | 434.38     | 265.62     | 0.00              | 265.62     | 37.95       |
| 110-117-55242   | Delivery/Courier Service       | 0.00          | 0.00          | 0.00       | 0.00       | 0.00              | 0.00       | 0.00        |
| 110-117-55243   | Advertising                    | 0.00          | 0.00          | 0.00       | 0.00       | 0.00              | 0.00       | 0.00        |
| 110-117-55325   | Training Services              | 0.00          | 0.00          | 0.00       | 0.00       | 0.00              | 0.00       | 0.00        |
| 110-117-55326   | Communication-Public Relations | 0.00          | 0.00          | 0.00       | 0.00       | 0.00              | 0.00       | 0.00        |
| 110-117-55328   | Testing/Certification          | 3,600.00      | 3,766.00      | 3,766.00   | -166.00    | 0.00              | -166.00    | -100.00     |
| 110-117-55329   | Other Contract Services        | 9,977.00      | 21,917.50     | 21,917.50  | -11,940.50 | 0.00              | -11,940.50 | -100.00     |
| 110-117-55331   | IT Service Maint/License Fees  | 0.00          | 0.00          | 0.00       | 0.00       | 0.00              | 0.00       | 0.00        |
| 110-117-55609   | Services - Inspections         | 0.00          | 0.00          | 0.00       | 0.00       | 0.00              | 0.00       | 0.00        |
| E52 Sub Totals: |                                | 34,203.00     | 46,321.92     | 46,321.92  | -12,118.92 | 0.00              | -12,118.92 | -100.00     |
| Commodities     |                                |               |               |            |            |                   |            |             |
| E54             | Uniforms (Buy)                 | 600.00        | 827.51        | 827.51     | -227.51    | 0.00              | -227.51    | -100.00     |
| 110-117-52111   | General Office Supplies        | 2,000.00      | 1,501.93      | 1,501.93   | 498.07     | 0.00              | 498.07     | 24.90       |
| 110-117-52115   | Computer Supplies              | 0.00          | 0.00          | 0.00       | 0.00       | 0.00              | 0.00       | 0.00        |
| 110-117-52141   | City Sponsored Event Supplies  | 0.00          | 0.00          | 0.00       | 0.00       | 0.00              | 0.00       | 0.00        |
| 110-117-52163   | Medical Supplies               | 0.00          | 0.00          | 0.00       | 0.00       | 0.00              | 0.00       | 0.00        |
| 110-117-52168   | Minor Tools/Instruments        | 200.00        | 0.00          | 0.00       | 200.00     | 0.00              | 200.00     | 100.00      |

Item # 27

| Account Number       | Description              | Budget Amount | Period Amount | YTD Amount | YTD Var   | Encumbered Amount | Available | % Available |
|----------------------|--------------------------|---------------|---------------|------------|-----------|-------------------|-----------|-------------|
| 110-117-52171        | Training Supplies        | 0.00          | 0.00          | 0.00       | 0.00      | 0.00              | 0.00      | 0.00        |
| 110-117-52172        | Misc Occasions Supplies  | 50.00         | 0.00          | 0.00       | 50.00     | 0.00              | 50.00     | 100.00      |
| 110-117-52173        | Food/Meals               | 0.00          | 18.14         | 18.14      | -18.14    | 0.00              | -18.14    | -100.00     |
| 110-117-52174        | Misc Supplies            | 100.00        | 0.00          | 0.00       | 100.00    | 0.00              | 100.00    | 100.00      |
| 110-117-52211        | Office Furniture (<\$5K) | 500.00        | 482.97        | 482.97     | 17.03     | 0.00              | 17.03     | 3.41        |
| 110-117-52212        | Communication Equipment  | 0.00          | 0.00          | 0.00       | 0.00      | 0.00              | 0.00      | 0.00        |
| 110-117-52214        | Computer Hardware        | 0.00          | 0.00          | 0.00       | 0.00      | 0.00              | 0.00      | 0.00        |
| 110-117-52215        | Computer Software        | 0.00          | 0.00          | 0.00       | 0.00      | 0.00              | 0.00      | 0.00        |
| 110-117-52216        | Computer Accessories     | 2,500.00      | 1,976.00      | 1,976.00   | 524.00    | 0.00              | 524.00    | 20.96       |
| 110-117-52217        | Instruments/Apparatus    | 0.00          | 0.00          | 0.00       | 0.00      | 0.00              | 0.00      | 0.00        |
| 110-117-52219        | Other Office Equipment   | 0.00          | 0.00          | 0.00       | 0.00      | 0.00              | 0.00      | 0.00        |
| 110-117-54161        | Fuel                     | 3,900.00      | 5,144.09      | 5,144.09   | -1,244.09 | 0.00              | -1,244.09 | -100.00     |
| 110-117-54163        | Tires/Batteries          | 0.00          | 171.90        | 171.90     | -171.90   | 0.00              | -171.90   | -100.00     |
| E54 Sub Totals:      |                          | 9,850.00      | 10,122.54     | 10,122.54  | -272.54   | 0.00              | -272.54   | -100.00     |
| E60                  | Non-CIP Capital Outlay   |               |               |            |           |                   |           |             |
| 110-117-57111        | Office Furniture (>\$5K) | 0.00          | 0.00          | 0.00       | 0.00      | 0.00              | 0.00      | 0.00        |
| 110-117-57115        | Instruments/Apparatus    | 0.00          | 0.00          | 0.00       | 0.00      | 0.00              | 0.00      | 0.00        |
| 110-117-57123        | Motor Vehicles           | 0.00          | 0.00          | 0.00       | 0.00      | 0.00              | 0.00      | 0.00        |
| E60 Sub Totals:      |                          | 0.00          | 0.00          | 0.00       | 0.00      | 0.00              | 0.00      | 0.00        |
| Expense Sub Totals:  |                          | 389,614.00    | 396,153.10    | 396,153.10 | -6,539.10 | 0.00              | -6,539.10 | -100.00     |
| Dept 117 Sub Totals: |                          | -33,631.00    | -95,378.89    | -95,378.89 | 61,747.89 | 0.00              | 61,747.89 | -183.60     |

| Account Number      | Description                    | Budget Amount | Period Amount | YTD Amount | YTD Var    | Encumbered Amount | Available  | % Available |
|---------------------|--------------------------------|---------------|---------------|------------|------------|-------------------|------------|-------------|
| Dept 110-118        | Planning (FY 12)               |               |               |            |            |                   |            |             |
| R11                 | Development Fees - Planning    | 0.00          | 30,084.26     | 30,084.26  | -30,084.26 | 0.00              | -30,084.26 | -100.00     |
| 110-118-41240       | Construction Inspection Fee    | 17,250.00     | 43,416.34     | 43,416.34  | -26,166.34 | 0.00              | -26,166.34 | -100.00     |
| 110-118-41241       | Land Use Planning and Review   | 5,750.00      | 0.00          | 0.00       | 5,750.00   | 0.00              | 5,750.00   | 100.00      |
| 110-118-41242       | Plat Fees                      | 76,868.00     | 16,613.00     | 16,613.00  | 60,255.00  | 0.00              | 60,255.00  | 78.39       |
| 110-118-41243       | Dev. Review Rev. Engineering   | 1,150.00      | 799.93        | 799.93     | 350.07     | 0.00              | 350.07     | 30.44       |
| 110-118-41244       | Variance Fee                   | 3,450.00      | 2,651.99      | 2,651.99   | 798.01     | 0.00              | 798.01     | 23.13       |
| 110-118-41245       | Zoning Fees                    | 0.00          | 0.00          | 0.00       | 0.00       | 0.00              | 0.00       | 0.00        |
| 110-118-41246       | Miscellaneous Planning Revenue | 0.00          | 1,750.00      | 1,750.00   | -1,750.00  | 0.00              | -1,750.00  | -100.00     |
| 110-118-41247       | Site Filing/Grading Permit     | 575.00        | 2,790.38      | 2,790.38   | -2,215.38  | 0.00              | -2,215.38  | -100.00     |
| 110-118-41248       | Conditional Use Permit         | 115.00        | 105.75        | 105.75     | 9.25       | 0.00              | 9.25       | 8.04        |
| 110-118-41249       | Map Revenue                    | 575.00        | 9,097.50      | 9,097.50   | -8,522.50  | 0.00              | -8,522.50  | -100.00     |
| 110-118-41250       | Newspaper Publication Fee      |               |               |            |            |                   |            |             |
| R11 Sub Totals:     |                                | 105,733.00    | 107,309.15    | 107,309.15 | -1,576.15  | 0.00              | -1,576.15  | -100.00     |
| Revenue Sub Totals: |                                | 105,733.00    | 107,309.15    | 107,309.15 | -1,576.15  | 0.00              | -1,576.15  | -100.00     |
| E50                 | Personnel                      |               |               |            |            |                   |            |             |
| 110-118-51111       | Regular Full Time Wages        | 181,995.00    | 171,113.65    | 171,113.65 | 10,881.35  | 0.00              | 10,881.35  | 5.98        |
| 110-118-51114       | Overtime Wages                 | 0.00          | 0.00          | 0.00       | 0.00       | 0.00              | 0.00       | 0.00        |
| 110-118-51121       | Vacation Leave                 | 0.00          | 4,475.55      | 4,475.55   | -4,475.55  | 0.00              | -4,475.55  | -100.00     |
| 110-118-51122       | Sick Leave - Regular           | 0.00          | 3,236.25      | 3,236.25   | -3,236.25  | 0.00              | -3,236.25  | -100.00     |
| 110-118-51127       | Cost of Living Adjustment      | 0.00          | 0.00          | 0.00       | 0.00       | 0.00              | 0.00       | 0.00        |
| 110-118-51128       | Merit Increase                 | 0.00          | 0.00          | 0.00       | 0.00       | 0.00              | 0.00       | 0.00        |
| 110-118-51131       | Longevity Pay                  | 720.00        | 432.00        | 432.00     | 288.00     | 0.00              | 288.00     | 40.00       |
| 110-118-51141       | FICA/Social Security           | 13,978.00     | 12,350.30     | 12,350.30  | 1,627.70   | 0.00              | 1,627.70   | 11.64       |
| 110-118-51142       | Workers Compensation           | 0.00          | 0.00          | 0.00       | 0.00       | 0.00              | 0.00       | 0.00        |
| 110-118-51143       | State Unemployment Taxes       | 0.00          | 0.00          | 0.00       | 0.00       | 0.00              | 0.00       | 0.00        |
| 110-118-51144       | Retirement - TMRS              | 14,800.00     | 14,241.17     | 14,241.17  | 558.83     | 0.00              | 558.83     | 3.78        |
| 110-118-51151       | Health Insurance               | 12,740.00     | 12,717.25     | 12,717.25  | 22.75      | 0.00              | 22.75      | 0.18        |
| 110-118-51152       | Dental Insurance               | 1,023.00      | 971.44        | 971.44     | 51.56      | 0.00              | 51.56      | 5.04        |
| 110-118-51153       | Life Insurance                 | 182.00        | 167.20        | 167.20     | 14.80      | 0.00              | 14.80      | 8.13        |
| 110-118-51154       | ST/LT Disability Insurance     | 1,126.00      | 1,187.70      | 1,187.70   | -61.70     | 0.00              | -61.70     | -100.00     |
| 110-118-51156       | Vision Insurance               | 324.00        | 333.00        | 333.00     | -9.00      | 0.00              | -9.00      | -100.00     |
| 110-118-51157       | AD&D                           | 34.00         | 39.80         | 39.80      | -5.80      | 0.00              | -5.80      | -100.00     |
| E50 Sub Totals:     |                                | 226,922.00    | 221,265.31    | 221,265.31 | 5,656.69   | 0.00              | 5,656.69   | 2.49        |
| E52                 | Contractual Services           |               |               |            |            |                   |            |             |
| 110-118-51171       | Travel - City Business         | 75.00         | 381.85        | 381.85     | -306.85    | 0.00              | -306.85    | -100.00     |
| 110-118-51173       | Travel-Training & Conferences  | 0.00          | 10.00         | 10.00      | -10.00     | 0.00              | -10.00     | -100.00     |
| 110-118-51174       | Training & Conf (Non-Travel)   | 200.00        | 225.00        | 225.00     | -25.00     | 0.00              | -25.00     | -100.00     |
| 110-118-51175       | Mileage-Reimbursement          | 0.00          | 0.00          | 0.00       | 0.00       | 0.00              | 0.00       | 0.00        |
| 110-118-51183       | Memberships and Dues           | 500.00        | 0.00          | 0.00       | 500.00     | 0.00              | 500.00     | 100.00      |
| 110-118-51184       | Subscription and Books         | 200.00        | 0.00          | 0.00       | 200.00     | 0.00              | 200.00     | 100.00      |
| 110-118-52117       | Postage                        | 289.00        | 692.85        | 692.85     | -403.85    | 0.00              | -403.85    | -100.00     |

Item # 27

| Account Number | Description                    | Budget Amount | Period Amount | YTD Amount | YTD Var   | Encumbered Amount | Available | % Available |
|----------------|--------------------------------|---------------|---------------|------------|-----------|-------------------|-----------|-------------|
| 110-118-53123  | Telephone System               | 0.00          | 0.00          | 0.00       | 0.00      | 0.00              | 0.00      | 0.00        |
| 110-118-53124  | Cell Phones/Pagers             | 0.00          | 846.05        | 846.05     | -846.05   | 0.00              | -846.05   | -100.00     |
| 110-118-54172  | Computer Equip Maint/Repair    | 0.00          | 0.00          | 0.00       | 0.00      | 0.00              | 0.00      | 0.00        |
| 110-118-54175  | Office Equipment Rental        | 0.00          | 0.00          | 0.00       | 0.00      | 0.00              | 0.00      | 0.00        |
| 110-118-54177  | Rental - Storage               | 0.00          | 0.00          | 0.00       | 0.00      | 0.00              | 0.00      | 0.00        |
| 110-118-55111  | Legal Services                 | 0.00          | 0.00          | 0.00       | 0.00      | 0.00              | 0.00      | 0.00        |
| 110-118-55113  | Engineering Services           | 15,000.00     | 2,267.29      | 2,267.29   | 12,732.71 | 0.00              | 12,732.71 | 84.88       |
| 110-118-55211  | County Recording Fees          | 0.00          | 0.00          | 0.00       | 0.00      | 0.00              | 0.00      | 0.00        |
| 110-118-55225  | Insurance & Bonds              | 0.00          | 0.00          | 0.00       | 0.00      | 0.00              | 0.00      | 0.00        |
| 110-118-55243  | Advertising                    | 0.00          | 41.00         | 41.00      | -41.00    | 0.00              | -41.00    | -100.00     |
| 110-118-55244  | Public Notices                 | 1,500.00      | 2,687.68      | 2,687.68   | -1,187.68 | 0.00              | -1,187.68 | -100.00     |
| 110-118-55321  | Planning Consulting Services   | 0.00          | 0.00          | 0.00       | 0.00      | 0.00              | 0.00      | 0.00        |
| 110-118-55326  | Communication-Public Relations | 0.00          | 0.00          | 0.00       | 0.00      | 0.00              | 0.00      | 0.00        |
| 110-118-55329  | Other Contract Services        | 3,100.00      | 3,084.35      | 3,084.35   | 15.65     | 0.00              | 15.65     | 0.50        |
| 110-118-55331  | IT Service Maint/License Fees  | 0.00          | 0.00          | 0.00       | 0.00      | 0.00              | 0.00      | 0.00        |
|                | E52 Sub Totals:                | 20,864.00     | 10,236.07     | 10,236.07  | 10,627.93 | 0.00              | 10,627.93 | 50.94       |
| E54            | Commodities                    |               |               |            |           |                   |           |             |
| 110-118-51161  | Uniforms (Buy)                 | 0.00          | 0.00          | 0.00       | 0.00      | 0.00              | 0.00      | 0.00        |
| 110-118-52111  | General Office Supplies        | 1,316.83      | 556.49        | 556.49     | 760.34    | 0.00              | 760.34    | 57.74       |
| 110-118-52141  | City Sponsored Event Supplies  | 0.00          | 0.00          | 0.00       | 0.00      | 0.00              | 0.00      | 0.00        |
| 110-118-52173  | Food/Meals                     | 0.00          | 23.00         | 23.00      | -23.00    | 0.00              | -23.00    | -100.00     |
| 110-118-52174  | Misc Supplies                  | 0.00          | 0.00          | 0.00       | 0.00      | 0.00              | 0.00      | 0.00        |
| 110-118-52214  | Computer Hardware              | 683.17        | 683.17        | 683.17     | 0.00      | 0.00              | 0.00      | 0.00        |
|                | E54 Sub Totals:                | 2,000.00      | 1,262.66      | 1,262.66   | 737.34    | 0.00              | 737.34    | 36.87       |
| E60            | Non-CIP Capital Outlay         |               |               |            |           |                   |           |             |
| 110-118-57111  | Office Furniture (>\$5K)       | 0.00          | 0.00          | 0.00       | 0.00      | 0.00              | 0.00      | 0.00        |
|                | E60 Sub Totals:                | 0.00          | 0.00          | 0.00       | 0.00      | 0.00              | 0.00      | 0.00        |
|                | Expense Sub Totals:            | 249,786.00    | 232,764.04    | 232,764.04 | 17,021.96 | 0.00              | 17,021.96 | 6.81        |
|                | Dept 118 Sub Totals:           | 144,053.00    | 125,454.89    | 125,454.89 | 18,598.11 | 0.00              | 18,598.11 | 12.91       |

| Account Number | Description                    | Budget Amount | Period Amount | YTD Amount | YTD Var   | Encumbered Amount | Available | % Available |
|----------------|--------------------------------|---------------|---------------|------------|-----------|-------------------|-----------|-------------|
| Dept 110-119   | Economic Development (FY 12)   |               |               |            |           |                   |           |             |
| E50            | Personnel                      |               |               |            |           |                   |           |             |
| 110-119-51111  | Regular Full Time Wages        | 107,564.00    | 97,678.03     | 97,678.03  | 9,885.97  | 0.00              | 9,885.97  | 9.19        |
| 110-119-51113  | Temporary/Seasonal Wages       | 0.00          | 0.00          | 0.00       | 0.00      | 0.00              | 0.00      | 0.00        |
| 110-119-51114  | Overtime Wages                 | 0.00          | 65.56         | 65.56      | -65.56    | 0.00              | -65.56    | -100.00     |
| 110-119-51121  | Vacation Leave                 | 0.00          | 4,292.62      | 4,292.62   | -4,292.62 | 0.00              | -4,292.62 | -100.00     |
| 110-119-51122  | Sick Leave - Regular           | 0.00          | 6,771.17      | 6,771.17   | -6,771.17 | 0.00              | -6,771.17 | -100.00     |
| 110-119-51127  | Cost of Living Adjustment      | 0.00          | 0.00          | 0.00       | 0.00      | 0.00              | 0.00      | 0.00        |
| 110-119-51128  | Merit Increase                 | 0.00          | 0.00          | 0.00       | 0.00      | 0.00              | 0.00      | 0.00        |
| 110-119-51131  | Longevity Pay                  | 576.00        | 576.00        | 576.00     | 0.00      | 0.00              | 0.00      | 0.00        |
| 110-119-51134  | Language Incentive             | 900.00        | 311.58        | 311.58     | 588.42    | 0.00              | 588.42    | 65.38       |
| 110-119-51141  | FICA/Social Security           | 8,342.00      | 7,978.94      | 7,978.94   | 363.06    | 0.00              | 363.06    | 4.35        |
| 110-119-51142  | Workers Compensation           | 0.00          | 0.00          | 0.00       | 0.00      | 0.00              | 0.00      | 0.00        |
| 110-119-51143  | State Unemployment Taxes       | 0.00          | 0.00          | 0.00       | 0.00      | 0.00              | 0.00      | 0.00        |
| 110-119-51144  | Retirement - TMRS              | 8,832.00      | 8,748.75      | 8,748.75   | 83.25     | 0.00              | 83.25     | 0.94        |
| 110-119-51151  | Health Insurance               | 8,494.00      | 8,707.36      | 8,707.36   | -213.36   | 0.00              | -213.36   | -100.00     |
| 110-119-51152  | Dental Insurance               | 682.00        | 685.52        | 685.52     | -3.52     | 0.00              | -3.52     | -100.00     |
| 110-119-51153  | Life Insurance                 | 137.00        | 136.80        | 136.80     | 0.20      | 0.00              | 0.20      | 0.15        |
| 110-119-51154  | ST/LT Disability Insurance     | 666.00        | 743.04        | 743.04     | -77.04    | 0.00              | -77.04    | -100.00     |
| 110-119-51156  | Vision Insurance               | 216.00        | 216.00        | 216.00     | 0.00      | 0.00              | 0.00      | 0.00        |
| 110-119-51157  | AD&D                           | 25.20         | 25.20         | 25.20      | -0.20     | 0.00              | -0.20     | -100.00     |
|                | E50 Sub Totals:                | 136,434.00    | 136,936.57    | 136,936.57 | -502.57   | 0.00              | -502.57   | -100.00     |
| E50            | Contractual Services           |               |               |            |           |                   |           |             |
| 110-119-51171  | Travel - City Business         | 8,000.00      | 4,969.40      | 4,969.40   | 3,030.60  | 0.00              | 3,030.60  | 37.88       |
| 110-119-51173  | Travel-Training & Conferences  | 7,000.00      | 4,960.87      | 4,960.87   | 2,039.13  | 0.00              | 2,039.13  | 29.13       |
| 110-119-51174  | Training & Conf (Non-Travel)   | 0.00          | 895.00        | 895.00     | -895.00   | 0.00              | -895.00   | -100.00     |
| 110-119-51175  | Mileage - Reimbursement        | 0.00          | 486.19        | 486.19     | -486.19   | 0.00              | -486.19   | -100.00     |
| 110-119-51176  | Travel - Tolls & Parking       | 0.00          | 2.00          | 2.00       | -2.00     | 0.00              | -2.00     | -100.00     |
| 110-119-51183  | Memberships and Dues           | 6,970.00      | 2,029.00      | 2,029.00   | 4,941.00  | 0.00              | 4,941.00  | 70.89       |
| 110-119-51184  | Subscription and Books         | 200.00        | 278.00        | 278.00     | -78.00    | 0.00              | -78.00    | -100.00     |
| 110-119-52117  | Postage                        | 150.00        | 281.96        | 281.96     | -131.96   | 0.00              | -131.96   | -100.00     |
| 110-119-53123  | Telephone System               | 0.00          | 0.00          | 0.00       | 0.00      | 0.00              | 0.00      | 0.00        |
| 110-119-53124  | Cell Phones/Pagers             | 850.00        | 886.36        | 886.36     | -36.36    | 0.00              | -36.36    | -100.00     |
| 110-119-53126  | Wireless Data Services         | 460.00        | 417.89        | 417.89     | 42.11     | 0.00              | 42.11     | 9.15        |
| 110-119-54175  | Office Equipment Rental        | 0.00          | 0.00          | 0.00       | 0.00      | 0.00              | 0.00      | 0.00        |
| 110-119-55111  | Legal Services                 | 0.00          | 0.00          | 0.00       | 0.00      | 0.00              | 0.00      | 0.00        |
| 110-119-55241  | Outside Printing               | 1,547.00      | 1,089.65      | 1,089.65   | 457.35    | 0.00              | 457.35    | 29.56       |
| 110-119-55242  | Delivery/Courier Service       | 0.00          | 114.29        | 114.29     | -114.29   | 0.00              | -114.29   | -100.00     |
| 110-119-55243  | Advertising                    | 18,000.00     | 9,431.79      | 9,431.79   | 8,568.21  | 0.00              | 8,568.21  | 47.60       |
| 110-119-55322  | Eco Development Consult Serv   | 15,300.00     | 15,300.00     | 15,300.00  | 0.00      | 0.00              | 0.00      | 0.00        |
| 110-119-55326  | Communication-Public Relations | 0.00          | 0.00          | 0.00       | 0.00      | 0.00              | 0.00      | 0.00        |
| 110-119-55331  | IT Service Maint/License Fees  | 0.00          | 0.00          | 0.00       | 0.00      | 0.00              | 0.00      | 0.00        |
| 110-119-58411  | Seton 380 Developer Agrmnt     | 0.00          | 0.00          | 0.00       | 0.00      | 0.00              | 0.00      | 0.00        |
| 110-119-58412  | DDR DB 380 Developer Agrmnt    | 0.00          | 0.00          | 0.00       | 0.00      | 0.00              | 0.00      | 0.00        |

| Account Number | Description                   | Budget Amount | Period Amount | YTD Amount | YTD Var   | Encumbered Amount | Available | % Available |
|----------------|-------------------------------|---------------|---------------|------------|-----------|-------------------|-----------|-------------|
| E54            | E54 Sub Totals:               | 58,477.00     | 41,142.40     | 41,142.40  | 17,334.60 | 0.00              | 17,334.60 | 29.64       |
|                | Commodities                   |               |               |            |           |                   |           |             |
| 110-119-51161  | Uniforms (Buy)                | 150.00        | 139.93        | 139.93     | 10.07     | 0.00              | 10.07     | 6.71        |
| 110-119-52111  | General Office Supplies       | 900.00        | 884.60        | 884.60     | 15.40     | 0.00              | 15.40     | 1.71        |
| 110-119-52115  | Computer Supplies             | 0.00          | 0.00          | 0.00       | 0.00      | 0.00              | 0.00      | 0.00        |
| 110-119-52141  | City Sponsored Event Supplies | 0.00          | 0.00          | 0.00       | 0.00      | 0.00              | 0.00      | 0.00        |
| 110-119-52172  | Misc Occasions Supplies       | 0.00          | 0.00          | 0.00       | 0.00      | 0.00              | 0.00      | 0.00        |
| 110-119-52173  | Food/Meals                    | 50.00         | 145.93        | 145.93     | -95.93    | 0.00              | -95.93    | -100.00     |
| 110-119-52174  | Misc Supplies                 | 75.00         | 0.00          | 0.00       | 75.00     | 0.00              | 75.00     | 100.00      |
| 110-119-52211  | Office Furniture (<\$5K)      | 150.00        | 119.99        | 119.99     | 30.01     | 0.00              | 30.01     | 20.01       |
| 110-119-52214  | Computer Hardware             | 653.00        | 742.49        | 742.49     | -89.49    | 0.00              | -89.49    | -100.00     |
| 110-119-52215  | Computer Software             | 0.00          | 0.00          | 0.00       | 0.00      | 0.00              | 0.00      | 0.00        |
|                | E54 Sub Totals:               | 1,978.00      | 2,032.94      | 2,032.94   | -54.94    | 0.00              | -54.94    | -100.00     |
|                | Expense Sub Totals:           | 196,889.00    | 180,111.91    | 180,111.91 | 16,777.09 | 0.00              | 16,777.09 | 8.52        |
|                | Dept 119 Sub Totals:          | 196,889.00    | 180,111.91    | 180,111.91 | 16,777.09 | 0.00              | 16,777.09 | 8.52        |

| Account Number  | Description                   | Budget Amount | Period Amount | YTD Amount | YTD Var    | Encumbered Amount | Available  | % Available |
|-----------------|-------------------------------|---------------|---------------|------------|------------|-------------------|------------|-------------|
| Dept 110-121    | Finance - Financial Services  |               |               |            |            |                   |            |             |
| E50             | Personnel                     |               |               |            |            |                   |            |             |
| 110-121-51111   | Regular Full Time Wages       | 304,029.00    | 263,256.74    | 263,256.74 | 40,772.26  | 0.00              | 40,772.26  | 13.41       |
| 110-121-51112   | Regular Part Time Wages       | 0.00          | 0.00          | 0.00       | 0.00       | 0.00              | 0.00       | 0.00        |
| 110-121-51113   | Temporary/Seasonal Wages      | 0.00          | 0.00          | 0.00       | 0.00       | 0.00              | 0.00       | 0.00        |
| 110-121-51114   | Overtime Wages                | 4,000.00      | 818.84        | 818.84     | 3,181.16   | 0.00              | 3,181.16   | 79.53       |
| 110-121-51121   | Vacation Leave                | 0.00          | 11,291.12     | 11,291.12  | -11,291.12 | 0.00              | -11,291.12 | -100.00     |
| 110-121-51122   | Sick Leave - Regular          | 0.00          | 20,848.13     | 20,848.13  | -20,848.13 | 0.00              | -20,848.13 | -100.00     |
| 110-121-51127   | Cost of Living Adjustment     | 0.00          | 0.00          | 0.00       | 0.00       | 0.00              | 0.00       | 0.00        |
| 110-121-51128   | Merit Increase                | 0.00          | 0.00          | 0.00       | 0.00       | 0.00              | 0.00       | 0.00        |
| 110-121-51131   | Longevity Pay                 | 1,188.00      | 900.00        | 900.00     | 288.00     | 0.00              | 288.00     | 24.24       |
| 110-121-51134   | Language Incentive            | 0.00          | 103.86        | 103.86     | -103.86    | 0.00              | -103.86    | -100.00     |
| 110-121-51141   | FICA/Social Security          | 23,655.00     | 21,206.11     | 21,206.11  | 2,448.89   | 0.00              | 2,448.89   | 10.35       |
| 110-121-51142   | Workers Compensation          | 0.00          | 0.00          | 0.00       | 0.00       | 0.00              | 0.00       | 0.00        |
| 110-121-51143   | State Unemployment Taxes      | 0.00          | 0.00          | 0.00       | 0.00       | 0.00              | 0.00       | 0.00        |
| 110-121-51144   | Retirement - TMRS             | 24,723.00     | 23,589.71     | 23,589.71  | 1,133.29   | 0.00              | 1,133.29   | 4.58        |
| 110-121-51151   | Health Insurance              | 23,357.00     | 19,763.99     | 19,763.99  | 3,593.01   | 0.00              | 3,593.01   | 15.38       |
| 110-121-51152   | Dental Insurance              | 1,876.00      | 1,585.14      | 1,585.14   | 290.86     | 0.00              | 290.86     | 15.50       |
| 110-121-51153   | Life Insurance                | 274.00        | 262.20        | 262.20     | 11.80      | 0.00              | 11.80      | 4.31        |
| 110-121-51154   | ST/LT Disability Insurance    | 1,881.00      | 1,989.70      | 1,989.70   | -108.70    | 0.00              | -108.70    | -100.00     |
| 110-121-51156   | Vision Insurance              | 594.00        | 499.60        | 499.60     | 94.40      | 0.00              | 94.40      | 15.89       |
| 110-121-51157   | AD&D                          | 50.00         | 48.40         | 48.40      | 1.60       | 0.00              | 1.60       | 3.20        |
| E50 Sub Totals: |                               | 385,627.00    | 366,163.54    | 366,163.54 | 19,463.46  | 0.00              | 19,463.46  | 5.05        |
| E51             | Contractual Services          |               |               |            |            |                   |            |             |
| 110-121-51171   | Travel - City Business        | 560.00        | 0.00          | 0.00       | 560.00     | 0.00              | 560.00     | 100.00      |
| 110-121-51172   | Travel - Employee Recruitment | 0.00          | 0.00          | 0.00       | 0.00       | 0.00              | 0.00       | 0.00        |
| 110-121-51173   | Travel-Training & Conferences | 0.00          | 0.00          | 0.00       | 0.00       | 0.00              | 0.00       | 0.00        |
| 110-121-51174   | Training & Conf (Non-Travel)  | 4,200.00      | 1,533.32      | 1,533.32   | 2,666.68   | 800.00            | 1,866.68   | 44.44       |
| 110-121-51175   | Mileage - Reimbursement       | 0.00          | 276.40        | 276.40     | -276.40    | 0.00              | -276.40    | -100.00     |
| 110-121-51183   | Memberships and Dues          | 700.00        | 1,100.94      | 1,100.94   | -400.94    | 0.00              | -400.94    | -100.00     |
| 110-121-51184   | Subscription and Books        | 250.00        | 109.00        | 109.00     | 141.00     | 0.00              | 141.00     | 56.40       |
| 110-121-52117   | Postage                       | 4,500.00      | 2,704.20      | 2,704.20   | 1,795.80   | 0.00              | 1,795.80   | 39.91       |
| 110-121-53123   | Telephone System              | 0.00          | 0.00          | 0.00       | 0.00       | 0.00              | 0.00       | 0.00        |
| 110-121-53124   | Cell Phones/Pagers            | 400.00        | 35.37         | 35.37      | 364.63     | 0.00              | 364.63     | 91.16       |
| 110-121-53125   | Internet Service              | 0.00          | 0.00          | 0.00       | 0.00       | 0.00              | 0.00       | 0.00        |
| 110-121-54171   | Office Equipment Maint/Repair | 0.00          | 0.00          | 0.00       | 0.00       | 0.00              | 0.00       | 0.00        |
| 110-121-54172   | Computer Equip Maint/Repair   | 0.00          | 0.00          | 0.00       | 0.00       | 0.00              | 0.00       | 0.00        |
| 110-121-54173   | Communication Equip Repair    | 0.00          | 0.00          | 0.00       | 0.00       | 0.00              | 0.00       | 0.00        |
| 110-121-54175   | Office Equipment Rental       | 1,600.00      | 2,477.77      | 2,477.77   | -877.77    | 0.00              | -877.77    | -100.00     |
| 110-121-54177   | Rental - Storage              | 0.00          | 0.00          | 0.00       | 0.00       | 0.00              | 0.00       | 0.00        |
| 110-121-55111   | Legal Services                | 500.00        | 0.00          | 0.00       | 500.00     | 0.00              | 500.00     | 100.00      |
| 110-121-55113   | Engineering Services          | 0.00          | 0.00          | 0.00       | 0.00       | 0.00              | 0.00       | 0.00        |
| 110-121-55114   | Audit Services                | 46,000.00     | 43,055.93     | 43,055.93  | 2,944.07   | 0.00              | 2,944.07   | 6.40        |
| 110-121-55117   | Other Professional Services   | 9,805.00      | 3,293.75      | 3,293.75   | 6,511.25   | 0.00              | 6,511.25   | 66.41       |
| 110-121-55212   | Appraisal Service - CAD       | 60,500.00     | 68,997.74     | 68,997.74  | -8,497.74  | 0.00              | -8,497.74  | -100.00     |



| Account Number  | Description                    | Budget Amount | Period Amount | YTD Amount | YTD Var   | Encumbered Amount | Available | % Available |
|-----------------|--------------------------------|---------------|---------------|------------|-----------|-------------------|-----------|-------------|
| 110-121-55213   | Tax Collection Services        | 2,500.00      | 1,756.50      | 1,756.50   | 743.50    | 0.00              | 743.50    | 29.74       |
| 110-121-55221   | Bank Charges/Paying Agent Fees | 12,500.00     | 4,458.57      | 4,458.57   | 8,041.43  | 0.00              | 8,041.43  | 64.33       |
| 110-121-55222   | Credit Card Fees               | 0.00          | 0.00          | 0.00       | 0.00      | 0.00              | 0.00      | 0.00        |
| 110-121-55223   | Penalties & Interest           | 0.00          | 784.75        | 784.75     | -784.75   | 0.00              | -784.75   | -100.00     |
| 110-121-55224   | Misc Finance Charges           | 100.00        | 35.00         | 35.00      | 65.00     | 0.00              | 65.00     | 65.00       |
| 110-121-55225   | Insurance & Bonds              | 800.00        | 800.00        | 800.00     | 0.00      | 0.00              | 0.00      | 0.00        |
| 110-121-55226   | Bad Debt Collection Service    | 0.00          | 0.00          | 0.00       | 0.00      | 0.00              | 0.00      | 0.00        |
| 110-121-55241   | Outside Printing               | 486.00        | 147.00        | 147.00     | 339.00    | 0.00              | 339.00    | 69.75       |
| 110-121-55242   | Delivery/Courier Service       | 50.00         | 0.00          | 0.00       | 50.00     | 0.00              | 50.00     | 100.00      |
| 110-121-55243   | Advertising                    | 0.00          | 110.00        | 110.00     | -110.00   | 0.00              | -110.00   | -100.00     |
| 110-121-55245   | Miscellaneous Services         | 0.00          | 0.00          | 0.00       | 0.00      | 0.00              | 0.00      | 0.00        |
| 110-121-55324   | Financial Consulting Services  | 2,750.00      | 2,400.00      | 2,400.00   | 350.00    | 350.00            | 0.00      | 0.00        |
| 110-121-55328   | Testing/Certification          | 2,000.00      | 1,269.68      | 1,269.68   | 730.32    | 0.00              | 730.32    | 36.52       |
| 110-121-55329   | Other Contract Services        | 13,250.00     | 6,675.87      | 6,675.87   | 6,574.13  | 0.00              | 6,574.13  | 49.62       |
| 110-121-55331   | IT Service Maint/License Fees  | 0.00          | 0.00          | 0.00       | 0.00      | 0.00              | 0.00      | 0.00        |
| 110-121-55601   | Services -Accounting/Financial | 0.00          | 0.00          | 0.00       | 0.00      | 0.00              | 0.00      | 0.00        |
| 110-121-55615   | Services - Security            | 0.00          | 0.00          | 0.00       | 0.00      | 0.00              | 0.00      | 0.00        |
| E52 Sub Totals: |                                | 163,451.00    | 142,021.79    | 142,021.79 | 21,429.21 | 1,150.00          | 20,279.21 | 12.41       |
| E54             | Commodities                    |               |               |            |           |                   |           |             |
| 110-121-51161   | Uniforms (Buy)                 | 200.00        | 213.17        | 213.17     | -13.17    | 0.00              | -13.17    | -100.00     |
| 110-121-52111   | General Office Supplies        | 5,000.00      | 5,388.33      | 5,388.33   | -388.33   | 0.00              | -388.33   | -100.00     |
| 110-121-52113   | Copier/Printer/Plotter Supply  | 0.00          | 0.00          | 0.00       | 0.00      | 0.00              | 0.00      | 0.00        |
| 110-121-52115   | Computer Supplies              | 0.00          | 0.00          | 0.00       | 0.00      | 0.00              | 0.00      | 0.00        |
| 110-121-52118   | Office Security Supplies       | 0.00          | 0.00          | 0.00       | 0.00      | 0.00              | 0.00      | 0.00        |
| 110-121-52141   | City Sponsored Event Supplies  | 0.00          | 0.00          | 0.00       | 0.00      | 0.00              | 0.00      | 0.00        |
| 110-121-52163   | Medical Supplies               | 0.00          | 0.00          | 0.00       | 0.00      | 0.00              | 0.00      | 0.00        |
| 110-121-52171   | Training Supplies              | 0.00          | 0.00          | 0.00       | 0.00      | 0.00              | 0.00      | 0.00        |
| 110-121-52172   | Misc Occasions Supplies        | 0.00          | 0.00          | 0.00       | 0.00      | 0.00              | 0.00      | 0.00        |
| 110-121-52173   | Food/Meals                     | 0.00          | 156.84        | 156.84     | -156.84   | 0.00              | -156.84   | -100.00     |
| 110-121-52174   | Misc Supplies                  | 0.00          | 0.00          | 0.00       | 0.00      | 0.00              | 0.00      | 0.00        |
| 110-121-52211   | Office Furniture (<\$5K)       | 0.00          | 0.00          | 0.00       | 0.00      | 0.00              | 0.00      | 0.00        |
| 110-121-52214   | Computer Hardware              | 0.00          | 0.00          | 0.00       | 0.00      | 0.00              | 0.00      | 0.00        |
| 110-121-52215   | Computer Software              | 0.00          | 0.00          | 0.00       | 0.00      | 0.00              | 0.00      | 0.00        |
| 110-121-52216   | Computer Accessories           | 0.00          | 0.00          | 0.00       | 0.00      | 0.00              | 0.00      | 0.00        |
| 110-121-52218   | General Electronic Equipment   | 0.00          | 0.00          | 0.00       | 0.00      | 0.00              | 0.00      | 0.00        |
| E54 Sub Totals: |                                | 5,200.00      | 5,758.34      | 5,758.34   | -558.34   | 0.00              | -558.34   | -100.00     |
| E60             | Non-CIP Capital Outlay         |               |               |            |           |                   |           |             |
| 110-121-57111   | Office Furniture (>\$5K)       | 0.00          | 0.00          | 0.00       | 0.00      | 0.00              | 0.00      | 0.00        |
| 110-121-57112   | Communication Equipment        | 0.00          | 0.00          | 0.00       | 0.00      | 0.00              | 0.00      | 0.00        |
| 110-121-57114   | Computer Equipment             | 0.00          | 0.00          | 0.00       | 0.00      | 0.00              | 0.00      | 0.00        |
| 110-121-57115   | Instruments/Apparatus          | 0.00          | 0.00          | 0.00       | 0.00      | 0.00              | 0.00      | 0.00        |
| E60 Sub Totals: |                                | 0.00          | 0.00          | 0.00       | 0.00      | 0.00              | 0.00      | 0.00        |

Item # 27

| Account Number | Description          | Budget Amount | Period Amount | YTD Amount | YTD Var   | Encumbered Amount | Available | % Available |
|----------------|----------------------|---------------|---------------|------------|-----------|-------------------|-----------|-------------|
|                | Expense Sub Totals:  | 554,278.00    | 513,943.67    | 513,943.67 | 40,334.33 | 1,150.00          | 39,184.33 | 7.07        |
|                | Dept 121 Sub Totals: | 554,278.00    | 513,943.67    | 513,943.67 | 40,334.33 | 1,150.00          | 39,184.33 | 7.07        |

| Account Number         | Description                   | Budget Amount     | Period Amount     | YTD Amount        | YTD Var         | Encumbered Amount | Available       | % Available |
|------------------------|-------------------------------|-------------------|-------------------|-------------------|-----------------|-------------------|-----------------|-------------|
| Dept 110-125           | Finance - Municipal Court     |                   |                   |                   |                 |                   |                 |             |
| E50                    | Personnel                     |                   |                   |                   |                 |                   |                 |             |
| 110-125-51111          | Regular Full Time Wages       | 156,205.00        | 117,067.30        | 117,067.30        | 39,137.70       | 0.00              | 39,137.70       | 25.06       |
| 110-125-51112          | Regular Part Time Wages       | 0.00              | 24,820.09         | 24,820.09         | -24,820.09      | 0.00              | -24,820.09      | -100.00     |
| 110-125-51113          | Temporary/Seasonal Wages      | 0.00              | 0.00              | 0.00              | 0.00            | 0.00              | 0.00            | 0.00        |
| 110-125-51114          | Overtime Wages                | 1,500.00          | 1,148.12          | 1,148.12          | 351.88          | 0.00              | 351.88          | 23.46       |
| 110-125-51121          | Vacation Leave                | 0.00              | 5,702.08          | 5,702.08          | -5,702.08       | 0.00              | -5,702.08       | -100.00     |
| 110-125-51122          | Sick Leave - Regular          | 0.00              | 6,360.33          | 6,360.33          | -6,360.33       | 0.00              | -6,360.33       | -100.00     |
| 110-125-51127          | Cost of Living Adjustment     | 0.00              | 0.00              | 0.00              | 0.00            | 0.00              | 0.00            | 0.00        |
| 110-125-51128          | Merit Increase                | 0.00              | 0.00              | 0.00              | 0.00            | 0.00              | 0.00            | 0.00        |
| 110-125-51131          | Longevity Pay                 | 1,440.00          | 1,296.00          | 1,296.00          | 144.00          | 0.00              | 144.00          | 10.00       |
| 110-125-51134          | Language Incentive            | 2,700.00          | 2,579.19          | 2,579.19          | 120.81          | 0.00              | 120.81          | 4.47        |
| 110-125-51135          | Certification Incentive       | 0.00              | 0.00              | 0.00              | 0.00            | 0.00              | 0.00            | 0.00        |
| 110-125-51138          | Cell Phone Allowance          | 1,020.00          | 1,020.00          | 1,020.00          | 0.00            | 0.00              | 0.00            | 0.00        |
| 110-125-51141          | FICA/Social Security          | 12,381.00         | 11,162.35         | 11,162.35         | 1,218.65        | 0.00              | 1,218.65        | 9.84        |
| 110-125-51142          | Workers Compensation          | 0.00              | 0.00              | 0.00              | 0.00            | 0.00              | 0.00            | 0.00        |
| 110-125-51143          | State Unemployment Taxes      | 0.00              | 0.00              | 0.00              | 0.00            | 0.00              | 0.00            | 0.00        |
| 110-125-51144          | Retirement - TMRS             | 11,055.00         | 10,650.11         | 10,650.11         | 404.89          | 0.00              | 404.89          | 3.66        |
| 110-125-51151          | Health Insurance              | 21,235.00         | 20,583.64         | 20,583.64         | 651.36          | 0.00              | 651.36          | 3.07        |
| 110-125-51152          | Dental Insurance              | 1,705.00          | 1,683.66          | 1,683.66          | 21.34           | 0.00              | 21.34           | 1.25        |
| 110-125-51153          | Life Insurance                | 228.00            | 273.60            | 273.60            | -45.60          | 0.00              | -45.60          | -100.00     |
| 110-125-51154          | ST/LT Disability Insurance    | 881.00            | 1,077.42          | 1,077.42          | -196.42         | 0.00              | -196.42         | -100.00     |
| 110-125-51156          | Vision Insurance              | 540.00            | 522.00            | 522.00            | 18.00           | 0.00              | 18.00           | 3.33        |
| 110-125-51157          | AD&D                          | 42.00             | 41.40             | 41.40             | 0.60            | 0.00              | 0.60            | 1.43        |
| <b>of 165</b>          |                               |                   |                   |                   |                 |                   |                 |             |
| <b>E50 Sub Totals:</b> |                               | <b>210,932.00</b> | <b>205,987.29</b> | <b>205,987.29</b> | <b>4,944.71</b> | <b>0.00</b>       | <b>4,944.71</b> | <b>2.34</b> |
| E52                    | Contractual Services          |                   |                   |                   |                 |                   |                 |             |
| 110-125-51171          | Travel - City Business        | 0.00              | 0.00              | 0.00              | 0.00            | 0.00              | 0.00            | 0.00        |
| 110-125-51172          | Travel - Employee Recruitment | 0.00              | 0.00              | 0.00              | 0.00            | 0.00              | 0.00            | 0.00        |
| 110-125-51173          | Travel-Training & Conferences | 0.00              | 315.63            | 315.63            | -315.63         | 0.00              | -315.63         | -100.00     |
| 110-125-51174          | Training & Conf (Non-Travel)  | 100.00            | 0.00              | 0.00              | 100.00          | 0.00              | 100.00          | 100.00      |
| 110-125-51183          | Memberships and Dues          | 0.00              | 0.00              | 0.00              | 0.00            | 0.00              | 0.00            | 0.00        |
| 110-125-51184          | Subscription and Books        | 100.00            | 0.00              | 0.00              | 100.00          | 0.00              | 100.00          | 100.00      |
| 110-125-52117          | Postage                       | 4,500.00          | 3,085.98          | 3,085.98          | 1,414.02        | 0.00              | 1,414.02        | 31.42       |
| 110-125-53123          | Telephone System              | 0.00              | 0.00              | 0.00              | 0.00            | 0.00              | 0.00            | 0.00        |
| 110-125-54171          | Office Equipment Maint/Repair | 0.00              | 0.00              | 0.00              | 0.00            | 0.00              | 0.00            | 0.00        |
| 110-125-54172          | Computer Equip Maint/Repair   | 0.00              | 0.00              | 0.00              | 0.00            | 0.00              | 0.00            | 0.00        |
| 110-125-54173          | Communication Equip Repair    | 0.00              | 0.00              | 0.00              | 0.00            | 0.00              | 0.00            | 0.00        |
| 110-125-54175          | Office Equipment Rental       | 1,500.00          | 2,477.80          | 2,477.80          | -977.80         | 0.00              | -977.80         | -100.00     |
| 110-125-55111          | Legal Services                | 22,400.00         | 26,932.46         | 26,932.46         | -4,532.46       | 0.00              | -4,532.46       | -100.00     |
| 110-125-55117          | Other Professional Services   | 0.00              | 0.00              | 0.00              | 0.00            | 0.00              | 0.00            | 0.00        |
| 110-125-55214          | Jury/Election Judge Serv Pay  | 100.00            | 30.00             | 30.00             | 70.00           | 0.00              | 70.00           | 70.00       |
| 110-125-55222          | Credit Card Fees              | 5,200.00          | 6,588.55          | 6,588.55          | -1,388.55       | 0.00              | -1,388.55       | -100.00     |
| 110-125-55225          | Insurance & Bonds             | 0.00              | 0.00              | 0.00              | 0.00            | 0.00              | 0.00            | 0.00        |
| 110-125-55226          | Bad Debt Collection Service   | 0.00              | 0.00              | 0.00              | 0.00            | 0.00              | 0.00            | 0.00        |
| 110-125-55241          | Outside Printing              | 2,000.00          | 2,009.00          | 2,009.00          | -9.00           | 0.00              | -9.00           | -100.00     |

Item # 097

| Account Number | Description                   | Budget Amount     | Period Amount     | YTD Amount        | YTD Var          | Encumbered Amount | Available        | % Available    |
|----------------|-------------------------------|-------------------|-------------------|-------------------|------------------|-------------------|------------------|----------------|
| 110-125-55242  | Delivery/Courier Service      | 0.00              | 0.00              | 0.00              | 0.00             | 0.00              | 0.00             | 0.00           |
| 110-125-55243  | Advertising                   | 0.00              | 0.00              | 0.00              | 0.00             | 0.00              | 0.00             | 0.00           |
| 110-125-55328  | Testing/Certification         | 100.00            | 0.00              | 0.00              | 100.00           | 0.00              | 100.00           | 100.00         |
| 110-125-55329  | Other Contract Services       | 2,000.00          | 2,861.00          | 2,861.00          | -861.00          | 0.00              | -861.00          | -100.00        |
| 110-125-55331  | IT Service Maint/License Fees | 0.00              | 0.00              | 0.00              | 0.00             | 0.00              | 0.00             | 0.00           |
| 110-125-55332  | IT Hosting Services           | 0.00              | 0.00              | 0.00              | 0.00             | 0.00              | 0.00             | 0.00           |
|                | <b>E52 Sub Totals:</b>        | <b>38,000.00</b>  | <b>44,300.42</b>  | <b>44,300.42</b>  | <b>-6,300.42</b> | <b>0.00</b>       | <b>-6,300.42</b> | <b>-100.00</b> |
| E54            | Commodities                   |                   |                   |                   |                  |                   |                  |                |
| 110-125-51161  | Uniforms (Buy)                | 0.00              | 118.24            | 118.24            | -118.24          | 0.00              | -118.24          | -100.00        |
| 110-125-52111  | General Office Supplies       | 1,500.00          | 1,462.31          | 1,462.31          | 37.69            | 0.00              | 37.69            | 2.51           |
| 110-125-52113  | Copier/Printer/Plotter Supply | 0.00              | 0.00              | 0.00              | 0.00             | 0.00              | 0.00             | 0.00           |
| 110-125-52115  | Computer Supplies             | 0.00              | 0.00              | 0.00              | 0.00             | 0.00              | 0.00             | 0.00           |
| 110-125-52141  | City Sponsored Event Supplies | 0.00              | 0.00              | 0.00              | 0.00             | 0.00              | 0.00             | 0.00           |
| 110-125-52171  | Training Supplies             | 0.00              | 0.00              | 0.00              | 0.00             | 0.00              | 0.00             | 0.00           |
| 110-125-52172  | Misc Occasions Supplies       | 0.00              | 0.00              | 0.00              | 0.00             | 0.00              | 0.00             | 0.00           |
| 110-125-52173  | Food/Meals                    | 0.00              | 0.00              | 0.00              | 0.00             | 0.00              | 0.00             | 0.00           |
| 110-125-52174  | Misc Supplies                 | 0.00              | 0.00              | 0.00              | 0.00             | 0.00              | 0.00             | 0.00           |
| 110-125-52211  | Office Furniture (<\$5K)      | 0.00              | 0.00              | 0.00              | 0.00             | 0.00              | 0.00             | 0.00           |
| 110-125-52212  | Communication Equipment       | 0.00              | 0.00              | 0.00              | 0.00             | 0.00              | 0.00             | 0.00           |
| 110-125-52214  | Computer Hardware             | 0.00              | 0.00              | 0.00              | 0.00             | 0.00              | 0.00             | 0.00           |
| 110-125-52215  | Computer Software             | 0.00              | 0.00              | 0.00              | 0.00             | 0.00              | 0.00             | 0.00           |
| 110-125-52216  | Computer Accessories          | 0.00              | 0.00              | 0.00              | 0.00             | 0.00              | 0.00             | 0.00           |
| 110-125-52217  | Instruments/Apparatus         | 0.00              | 0.00              | 0.00              | 0.00             | 0.00              | 0.00             | 0.00           |
| 110-125-52218  | General Electronic Equipment  | 0.00              | 0.00              | 0.00              | 0.00             | 0.00              | 0.00             | 0.00           |
| 110-125-52219  | Other Office Equipment        | 0.00              | 0.00              | 0.00              | 0.00             | 0.00              | 0.00             | 0.00           |
|                | <b>E54 Sub Totals:</b>        | <b>1,500.00</b>   | <b>1,580.55</b>   | <b>1,580.55</b>   | <b>-80.55</b>    | <b>0.00</b>       | <b>-80.55</b>    | <b>-100.00</b> |
| E60            | Non-CIP Capital Outlay        |                   |                   |                   |                  |                   |                  |                |
| 110-125-57111  | Office Furniture (>\$5K)      | 0.00              | 0.00              | 0.00              | 0.00             | 0.00              | 0.00             | 0.00           |
| 110-125-57112  | Communication Equipment       | 0.00              | 0.00              | 0.00              | 0.00             | 0.00              | 0.00             | 0.00           |
| 110-125-57114  | Computer Equipment            | 0.00              | 0.00              | 0.00              | 0.00             | 0.00              | 0.00             | 0.00           |
| 110-125-57115  | Instruments/Apparatus         | 0.00              | 0.00              | 0.00              | 0.00             | 0.00              | 0.00             | 0.00           |
|                | <b>E60 Sub Totals:</b>        | <b>0.00</b>       | <b>0.00</b>       | <b>0.00</b>       | <b>0.00</b>      | <b>0.00</b>       | <b>0.00</b>      | <b>0.00</b>    |
|                | <b>Expense Sub Totals:</b>    | <b>250,432.00</b> | <b>251,868.26</b> | <b>251,868.26</b> | <b>-1,436.26</b> | <b>0.00</b>       | <b>-1,436.26</b> | <b>-100.00</b> |
|                | <b>Dept 125 Sub Totals:</b>   | <b>250,432.00</b> | <b>251,868.26</b> | <b>251,868.26</b> | <b>-1,436.26</b> | <b>0.00</b>       | <b>-1,436.26</b> | <b>-100.00</b> |

| Account Number  | Description                   | Budget Amount | Period Amount | YTD Amount | YTD Var   | Encumbered Amount | Available | % Available |
|-----------------|-------------------------------|---------------|---------------|------------|-----------|-------------------|-----------|-------------|
| Dept 110-130    | Parks & Recreation Admin      |               |               |            |           |                   |           |             |
| E50             | Personnel                     | 107,544.00    | 104,369.96    | 104,369.96 | 3,174.04  | 0.00              | 3,174.04  | 2.95        |
| 110-130-51111   | Regular Full Time Wages       | 0.00          | 0.00          | 0.00       | 0.00      | 0.00              | 0.00      | 0.00        |
| 110-130-51112   | Regular Part Time Wages       | 0.00          | 0.00          | 0.00       | 0.00      | 0.00              | 0.00      | 0.00        |
| 110-130-51113   | Temporary/Seasonal Wages      | 0.00          | 0.00          | 0.00       | 0.00      | 0.00              | 0.00      | 0.00        |
| 110-130-51114   | Overtime Wages                | 0.00          | 0.00          | 0.00       | 0.00      | 0.00              | 0.00      | 0.00        |
| 110-130-51121   | Vacation Leave                | 0.00          | 3,032.69      | 3,032.69   | -3,032.69 | 0.00              | -3,032.69 | -100.00     |
| 110-130-51122   | Sick Leave - Regular          | 0.00          | 1,586.80      | 1,586.80   | -1,586.80 | 0.00              | -1,586.80 | -100.00     |
| 110-130-51127   | Cost of Living Adjustment     | 0.00          | 0.00          | 0.00       | 0.00      | 0.00              | 0.00      | 0.00        |
| 110-130-51128   | Merit Increase                | 0.00          | 0.00          | 0.00       | 0.00      | 0.00              | 0.00      | 0.00        |
| 110-130-51131   | Longevity Pay                 | 720.00        | 720.00        | 720.00     | 0.00      | 0.00              | 0.00      | 0.00        |
| 110-130-51141   | FICA/Social Security          | 8,282.00      | 7,580.98      | 7,580.98   | 701.02    | 0.00              | 701.02    | 8.46        |
| 110-130-51142   | Workers Compensation          | 0.00          | 0.00          | 0.00       | 0.00      | 0.00              | 0.00      | 0.00        |
| 110-130-51143   | State Unemployment Taxes      | 0.00          | 0.00          | 0.00       | 0.00      | 0.00              | 0.00      | 0.00        |
| 110-130-51144   | Retirement - TMRS             | 8,769.00      | 8,826.79      | 8,826.79   | -57.79    | 0.00              | -57.79    | -100.00     |
| 110-130-51151   | Health Insurance              | 8,494.00      | 8,610.12      | 8,610.12   | -116.12   | 0.00              | -116.12   | -100.00     |
| 110-130-51152   | Dental Insurance              | 682.00        | 685.52        | 685.52     | -3.52     | 0.00              | -3.52     | -100.00     |
| 110-130-51153   | Life Insurance                | 137.00        | 136.80        | 136.80     | 0.20      | 0.00              | 0.20      | 0.15        |
| 110-130-51154   | ST/LT Disability Insurance    | 665.00        | 748.63        | 748.63     | -83.63    | 0.00              | -83.63    | -100.00     |
| 110-130-51156   | Vision Insurance              | 216.00        | 216.00        | 216.00     | 0.00      | 0.00              | 0.00      | 0.00        |
| 110-130-51157   | AD&D                          | 25.00         | 25.20         | 25.20      | -0.20     | 0.00              | -0.20     | -100.00     |
| E50 Sub Totals: |                               | 135,534.00    | 136,539.49    | 136,539.49 | -1,005.49 | 0.00              | -1,005.49 | -100.00     |
| E50             | Contractual Services          |               |               |            |           |                   |           |             |
| 110-130-51171   | Travel - City Business        | 0.00          | 0.00          | 0.00       | 0.00      | 0.00              | 0.00      | 0.00        |
| 110-130-51172   | Travel - Employee Recruitment | 0.00          | 0.00          | 0.00       | 0.00      | 0.00              | 0.00      | 0.00        |
| 110-130-51173   | Travel-Training & Conferences | 1,220.00      | 874.47        | 874.47     | 345.53    | 0.00              | 345.53    | 28.32       |
| 110-130-51174   | Training & Conf (Non-Travel)  | 2,500.00      | 495.52        | 495.52     | 2,004.48  | 0.00              | 2,004.48  | 80.18       |
| 110-130-51175   | Mileage-Reimbursement         | 0.00          | 0.00          | 0.00       | 0.00      | 0.00              | 0.00      | 0.00        |
| 110-130-51183   | Memberships and Dues          | 450.00        | 718.00        | 718.00     | -268.00   | 0.00              | -268.00   | -100.00     |
| 110-130-51184   | Subscription and Books        | 200.00        | 0.00          | 0.00       | 200.00    | 0.00              | 200.00    | 100.00      |
| 110-130-52117   | Postage                       | 300.00        | 26.30         | 26.30      | 273.70    | 0.00              | 273.70    | 91.23       |
| 110-130-53123   | Telephone System              | 0.00          | 0.00          | 0.00       | 0.00      | 0.00              | 0.00      | 0.00        |
| 110-130-53124   | Cell Phones/Pagers            | 300.00        | 432.52        | 432.52     | -132.52   | 0.00              | -132.52   | -100.00     |
| 110-130-53126   | Wireless Data Services        | 600.00        | 199.62        | 199.62     | 400.38    | 0.00              | 400.38    | 66.73       |
| 110-130-54131   | Motor Vehicle Repair/Maint    | 220.00        | 0.00          | 0.00       | 220.00    | 0.00              | 220.00    | 100.00      |
| 110-130-54143   | Inspection/Registration/Etc   | 0.00          | 14.50         | 14.50      | -14.50    | 0.00              | -14.50    | -100.00     |
| 110-130-54154   | Other Equip Maint/Repair      | 0.00          | 0.00          | 0.00       | 0.00      | 0.00              | 0.00      | 0.00        |
| 110-130-54162   | Oil & Lube Svc/Seasonal Maint | 100.00        | 78.04         | 78.04      | 21.96     | 0.00              | 21.96     | 21.96       |
| 110-130-54171   | Office Equipment Maint/Repair | 0.00          | 0.00          | 0.00       | 0.00      | 0.00              | 0.00      | 0.00        |
| 110-130-54172   | Computer Equip Maint/Repair   | 0.00          | 0.00          | 0.00       | 0.00      | 0.00              | 0.00      | 0.00        |
| 110-130-54173   | Communication Equip Repair    | 0.00          | 0.00          | 0.00       | 0.00      | 0.00              | 0.00      | 0.00        |
| 110-130-54175   | Office Equipment Rental       | 0.00          | 0.00          | 0.00       | 0.00      | 0.00              | 0.00      | 0.00        |
| 110-130-54177   | Rental - Storage              | 0.00          | 0.00          | 0.00       | 0.00      | 0.00              | 0.00      | 0.00        |
| 110-130-55111   | Legal Services                | 4,000.00      | 2,930.35      | 2,930.35   | 1,069.65  | 0.00              | 1,069.65  | 26.74       |
| 110-130-55113   | Engineering Services          | 0.00          | 0.00          | 0.00       | 0.00      | 0.00              | 0.00      | 0.00        |

| Account Number | Description                   | Budget Amount     | Period Amount     | YTD Amount        | YTD Var         | Encumbered Amount | Available       | % Available    |
|----------------|-------------------------------|-------------------|-------------------|-------------------|-----------------|-------------------|-----------------|----------------|
| 110-130-55222  | Credit Card Fees              | 1,000.00          | 0.00              | 0.00              | 1,000.00        | 0.00              | 1,000.00        | 100.00         |
| 110-130-55225  | Insurance & Bonds             | 0.00              | 0.00              | 0.00              | 0.00            | 0.00              | 0.00            | 0.00           |
| 110-130-55241  | Outside Printing              | 500.00            | 215.50            | 215.50            | 284.50          | 0.00              | 284.50          | 56.90          |
| 110-130-55242  | Delivery/Courier Service      | 0.00              | 0.00              | 0.00              | 0.00            | 0.00              | 0.00            | 0.00           |
| 110-130-55243  | Advertising                   | 500.00            | 52.00             | 52.00             | 448.00          | 0.00              | 448.00          | 89.60          |
| 110-130-55329  | Other Contract Services       | 0.00              | 6.00              | 6.00              | -6.00           | 0.00              | -6.00           | -100.00        |
| 110-130-55331  | IT Service Maint/License Fees | 0.00              | 0.00              | 0.00              | 0.00            | 0.00              | 0.00            | 0.00           |
| 110-130-55332  | IT Hosting Services           | 0.00              | 0.00              | 0.00              | 0.00            | 0.00              | 0.00            | 0.00           |
|                | <b>E52 Sub Totals:</b>        | <b>11,890.00</b>  | <b>6,042.82</b>   | <b>6,042.82</b>   | <b>5,847.18</b> | <b>0.00</b>       | <b>5,847.18</b> | <b>49.18</b>   |
| E54            | Commodities                   |                   |                   |                   |                 |                   |                 |                |
| 110-130-51161  | Uniforms (Buy)                | 0.00              | 0.00              | 0.00              | 0.00            | 0.00              | 0.00            | 0.00           |
| 110-130-52111  | General Office Supplies       | 4,025.00          | 4,899.31          | 4,899.31          | -874.31         | 0.00              | -874.31         | -100.00        |
| 110-130-52113  | Copier/Printer/Plotter Supply | 0.00              | 0.00              | 0.00              | 0.00            | 0.00              | 0.00            | 0.00           |
| 110-130-52115  | Computer Supplies             | 0.00              | 0.00              | 0.00              | 0.00            | 0.00              | 0.00            | 0.00           |
| 110-130-52141  | City Sponsored Event Supplies | 0.00              | 0.00              | 0.00              | 0.00            | 0.00              | 0.00            | 0.00           |
| 110-130-52163  | Medical Supplies              | 0.00              | 0.00              | 0.00              | 0.00            | 0.00              | 0.00            | 0.00           |
| 110-130-52171  | Training Supplies             | 0.00              | 0.00              | 0.00              | 0.00            | 0.00              | 0.00            | 0.00           |
| 110-130-52172  | Misc Occasions Supplies       | 0.00              | 0.00              | 0.00              | 0.00            | 0.00              | 0.00            | 0.00           |
| 110-130-52173  | Food/Meals                    | 0.00              | 0.00              | 0.00              | 0.00            | 0.00              | 0.00            | 0.00           |
| 110-130-52174  | Misc Supplies                 | 0.00              | 0.00              | 0.00              | 0.00            | 0.00              | 0.00            | 0.00           |
| 110-130-52211  | Office Furniture (<\$5K)      | 0.00              | 0.00              | 0.00              | 0.00            | 0.00              | 0.00            | 0.00           |
| 110-130-52212  | Communication Equipment       | 2,475.00          | 2,782.25          | 2,782.25          | -307.25         | 0.00              | -307.25         | -100.00        |
| 110-130-52214  | Computer Hardware             | 0.00              | 0.00              | 0.00              | 0.00            | 0.00              | 0.00            | 0.00           |
| 110-130-52215  | Computer Software             | 0.00              | 0.00              | 0.00              | 0.00            | 0.00              | 0.00            | 0.00           |
| 110-130-52216  | Computer Accessories          | 0.00              | 0.00              | 0.00              | 0.00            | 0.00              | 0.00            | 0.00           |
| 110-130-52217  | Instruments/Apparatus         | 0.00              | 0.00              | 0.00              | 0.00            | 0.00              | 0.00            | 0.00           |
| 110-130-52218  | General Electronic Equipment  | 0.00              | 0.00              | 0.00              | 0.00            | 0.00              | 0.00            | 0.00           |
| 110-130-52219  | Other Office Equipment        | 0.00              | 0.00              | 0.00              | 0.00            | 0.00              | 0.00            | 0.00           |
| 110-130-54161  | Fuel                          | 2,250.00          | 1,288.91          | 1,288.91          | 961.09          | 0.00              | 961.09          | 42.72          |
| 110-130-54163  | Tires/Batteries               | 100.00            | 0.00              | 0.00              | 100.00          | 0.00              | 100.00          | 100.00         |
|                | <b>E54 Sub Totals:</b>        | <b>8,850.00</b>   | <b>8,970.47</b>   | <b>8,970.47</b>   | <b>-120.47</b>  | <b>0.00</b>       | <b>-120.47</b>  | <b>-100.00</b> |
| E60            | Non-CIP Capital Outlay        |                   |                   |                   |                 |                   |                 |                |
| 110-130-57111  | Office Furniture (>\$5K)      | 0.00              | 0.00              | 0.00              | 0.00            | 0.00              | 0.00            | 0.00           |
| 110-130-57112  | Communication Equipment       | 0.00              | 0.00              | 0.00              | 0.00            | 0.00              | 0.00            | 0.00           |
| 110-130-57114  | Computer Equipment            | 0.00              | 0.00              | 0.00              | 0.00            | 0.00              | 0.00            | 0.00           |
| 110-130-57115  | Instruments/Apparatus         | 0.00              | 0.00              | 0.00              | 0.00            | 0.00              | 0.00            | 0.00           |
| 110-130-57123  | Motor Vehicles                | 0.00              | 0.00              | 0.00              | 0.00            | 0.00              | 0.00            | 0.00           |
|                | <b>E60 Sub Totals:</b>        | <b>0.00</b>       | <b>0.00</b>       | <b>0.00</b>       | <b>0.00</b>     | <b>0.00</b>       | <b>0.00</b>     | <b>0.00</b>    |
|                | <b>Expense Sub Totals:</b>    | <b>156,274.00</b> | <b>151,552.78</b> | <b>151,552.78</b> | <b>4,721.22</b> | <b>0.00</b>       | <b>4,721.22</b> | <b>3.02</b>    |
|                | <b>Dept 130 Sub Totals:</b>   | <b>156,274.00</b> | <b>151,552.78</b> | <b>151,552.78</b> | <b>4,721.22</b> | <b>0.00</b>       | <b>4,721.22</b> | <b>3.02</b>    |

| Account Number | Description                    | Budget Amount | Period Amount | YTD Amount | YTD Var   | Encumbered Amount | Available | % Available |
|----------------|--------------------------------|---------------|---------------|------------|-----------|-------------------|-----------|-------------|
| Dept 110-131   | Recreation Programming (FY 12) |               |               |            |           |                   |           |             |
| R15            | Recreation Prog. Services 2    |               |               |            |           |                   |           |             |
| 110-131-41261  | Recreation Classes             | 7,000.00      | 4,677.15      | 4,677.15   | 2,322.85  | 0.00              | 2,322.85  | 33.18       |
| 110-131-41262  | Summer Camp Fees               | 144,000.00    | 127,657.50    | 127,657.50 | 16,342.50 | 0.00              | 16,342.50 | 11.35       |
| 110-131-41263  | Recreation Sport Leagues       | 55,000.00     | 41,655.00     | 41,655.00  | 13,345.00 | 0.00              | 13,345.00 | 24.26       |
| 110-131-41264  | Red Cross Classes              | 3,900.00      | 1,952.50      | 1,952.50   | 1,947.50  | 0.00              | 1,947.50  | 49.94       |
| 110-131-41265  | Instructor Programs            | 10,000.00     | 12,185.51     | 12,185.51  | -2,185.51 | 0.00              | -2,185.51 | -100.00     |
|                | R15 Sub Totals:                | 219,900.00    | 188,127.66    | 188,127.66 | 31,772.34 | 0.00              | 31,772.34 | 14.45       |
| R16            | Recreation Prog. Services 3    |               |               |            |           |                   |           |             |
| 110-131-41361  | July 4th                       | 0.00          | 5,000.00      | 5,000.00   | -5,000.00 | 0.00              | -5,000.00 | -100.00     |
| 110-131-41362  | Kyle Fair & Music Festival     | 0.00          | 0.00          | 0.00       | 0.00      | 0.00              | 0.00      | 0.00        |
| 110-131-41363  | Movies/Festivals               | 0.00          | 0.00          | 0.00       | 0.00      | 0.00              | 0.00      | 0.00        |
| 110-131-41364  | Halloween                      | 0.00          | 0.00          | 0.00       | 0.00      | 0.00              | 0.00      | 0.00        |
| 110-131-41365  | Santa/Christmas                | 400.00        | 390.00        | 390.00     | 10.00     | 0.00              | 10.00     | 2.50        |
| 110-131-41366  | Market Days                    | 0.00          | 0.00          | 0.00       | 0.00      | 0.00              | 0.00      | 0.00        |
| 110-131-41367  | Easter Income                  | 0.00          | 0.00          | 0.00       | 0.00      | 0.00              | 0.00      | 0.00        |
| 110-131-41368  | Polar Bear Revenue             | 1,200.00      | 1,237.00      | 1,237.00   | -37.00    | 0.00              | -37.00    | -100.00     |
|                | R16 Sub Totals:                | 1,600.00      | 6,627.00      | 6,627.00   | -5,027.00 | 0.00              | -5,027.00 | -100.00     |
| R17            | Special Rev - Program Support  |               |               |            |           |                   |           |             |
| 110-131-41369  | Advertising Income             | 0.00          | 0.00          | 0.00       | 0.00      | 0.00              | 0.00      | 0.00        |
|                | R17 Sub Totals:                | 0.00          | 0.00          | 0.00       | 0.00      | 0.00              | 0.00      | 0.00        |
|                | Revenue Sub Totals:            | 221,500.00    | 194,754.66    | 194,754.66 | 26,745.34 | 0.00              | 26,745.34 | 12.07       |
| E50            | Personnel                      |               |               |            |           |                   |           |             |
| 110-131-51111  | Regular Full Time Wages        | 90,246.00     | 84,098.63     | 84,098.63  | 6,147.37  | 0.00              | 6,147.37  | 6.81        |
| 110-131-51113  | Temporary/Seasonal Wagers      | 78,000.00     | 77,146.69     | 77,146.69  | 853.31    | 0.00              | 853.31    | 1.09        |
| 110-131-51114  | Overtime Wages                 | 0.00          | 0.00          | 0.00       | 0.00      | 0.00              | 0.00      | 0.00        |
| 110-131-51121  | Vacation Leave                 | 0.00          | 3,596.78      | 3,596.78   | -3,596.78 | 0.00              | -3,596.78 | -100.00     |
| 110-131-51122  | Sick Leave - Regular           | 0.00          | 4,670.41      | 4,670.41   | -4,670.41 | 0.00              | -4,670.41 | -100.00     |
| 110-131-51127  | Cost of Living Adjustment      | 0.00          | 0.00          | 0.00       | 0.00      | 0.00              | 0.00      | 0.00        |
| 110-131-51128  | Merit Increase                 | 0.00          | 0.00          | 0.00       | 0.00      | 0.00              | 0.00      | 0.00        |
| 110-131-51131  | Longevity Pay                  | 432.00        | 432.00        | 432.00     | 0.00      | 0.00              | 0.00      | 0.00        |
| 110-131-51134  | Language Incentive             | 0.00          | 0.00          | 0.00       | 0.00      | 0.00              | 0.00      | 0.00        |
| 110-131-51135  | Certification Incentive        | 0.00          | 0.00          | 0.00       | 0.00      | 0.00              | 0.00      | 0.00        |
| 110-131-51141  | FICA/Social Security           | 6,937.00      | 12,481.33     | 12,481.33  | -5,544.33 | 0.00              | -5,544.33 | -100.00     |
| 110-131-51142  | Workers Compensation           | 0.00          | 0.00          | 0.00       | 0.00      | 0.00              | 0.00      | 0.00        |
| 110-131-51143  | State Unemployment Taxes       | 0.00          | 0.00          | 0.00       | 0.00      | 0.00              | 0.00      | 0.00        |
| 110-131-51144  | Retirement - TMRS              | 7,345.00      | 7,403.37      | 7,403.37   | -58.37    | 0.00              | -58.37    | -100.00     |
| 110-131-51151  | Health Insurance               | 8,494.00      | 8,565.69      | 8,565.69   | -71.69    | 0.00              | -71.69    | -100.00     |
| 110-131-51152  | Dental Insurance               | 682.00        | 685.52        | 685.52     | -3.52     | 0.00              | -3.52     | -100.00     |
| 110-131-51153  | Life Insurance                 | 91.00         | 91.20         | 91.20      | -0.20     | 0.00              | -0.20     | -100.00     |
| 110-131-51154  | ST/LT Disability Insurance     | 558.00        | 639.60        | 639.60     | -81.60    | 0.00              | -81.60    | -100.00     |

Item # 27

| Account Number | Description                   | Budget Amount     | Period Amount     | YTD Amount        | YTD Var          | Encumbered Amount | Available        | % Available    |
|----------------|-------------------------------|-------------------|-------------------|-------------------|------------------|-------------------|------------------|----------------|
| 110-131-51156  | Vision Insurance              | 216.00            | 216.00            | 216.00            | 0.00             | 0.00              | 0.00             | 0.00           |
| 110-131-51157  | AD&D                          | 17.00             | 16.80             | 16.80             | 0.20             | 0.00              | 0.20             | 1.18           |
|                | <b>E50 Sub Totals:</b>        | <b>193,018.00</b> | <b>200,044.02</b> | <b>200,044.02</b> | <b>-7,026.02</b> | <b>0.00</b>       | <b>-7,026.02</b> | <b>-100.00</b> |
| E52            | Contractual Services          |                   |                   |                   |                  |                   |                  |                |
| 110-131-51162  | Uniform Rental                | 0.00              | 0.00              | 0.00              | 0.00             | 0.00              | 0.00             | 0.00           |
| 110-131-51171  | Travel - City Business        | 0.00              | 0.00              | 0.00              | 0.00             | 0.00              | 0.00             | 0.00           |
| 110-131-51173  | Travel-Training & Conferences | 1,040.00          | 1,188.51          | 1,188.51          | -148.51          | 0.00              | -148.51          | -100.00        |
| 110-131-51174  | Training & Conf (Non-Travel)  | 1,608.00          | 737.00            | 737.00            | 871.00           | 0.00              | 871.00           | 54.17          |
| 110-131-51175  | Mileage-Reimbursement         | 0.00              | 0.00              | 0.00              | 0.00             | 0.00              | 0.00             | 0.00           |
| 110-131-51183  | Memberships and Dues          | 700.00            | 942.70            | 942.70            | -242.70          | 0.00              | -242.70          | -100.00        |
| 110-131-51184  | Subscription and Books        | 480.00            | 0.00              | 0.00              | 480.00           | 0.00              | 480.00           | 100.00         |
| 110-131-52117  | Postage                       | 500.00            | 117.07            | 117.07            | 382.93           | 0.00              | 382.93           | 76.59          |
| 110-131-53121  | Light & Power                 | 0.00              | 0.00              | 0.00              | 0.00             | 0.00              | 0.00             | 0.00           |
| 110-131-53123  | Telephone System              | 0.00              | 0.00              | 0.00              | 0.00             | 0.00              | 0.00             | 0.00           |
| 110-131-53124  | Cell Phones/Pagers            | 0.00              | 31.45             | 31.45             | -31.45           | 0.00              | -31.45           | -100.00        |
| 110-131-54175  | Office Equipment Rental       | 0.00              | 0.00              | 0.00              | 0.00             | 0.00              | 0.00             | 0.00           |
| 110-131-55222  | Credit Card Fees              | 2,700.00          | 3,455.19          | 3,455.19          | -755.19          | 0.00              | -755.19          | -100.00        |
| 110-131-55225  | Insurance & Bonds             | 0.00              | 0.00              | 0.00              | 0.00             | 0.00              | 0.00             | 0.00           |
| 110-131-55231  | Instructor Programs           | 9,500.00          | 8,952.85          | 8,952.85          | 547.15           | 0.00              | 547.15           | 5.76           |
| 110-131-55232  | Summer Recreation Programs    | 1,000.00          | 186.60            | 186.60            | 813.40           | 0.00              | 813.40           | 81.34          |
| 110-131-55234  | Red Cross Classes             | 1,250.00          | 0.00              | 0.00              | 1,250.00         | 0.00              | 1,250.00         | 100.00         |
| 110-131-55235  | Recreation Classes            | 5,000.00          | 3,024.80          | 3,024.80          | 1,975.20         | 0.00              | 1,975.20         | 39.50          |
| 110-131-55236  | Summer Camp                   | 52,400.00         | 26,017.48         | 26,017.48         | 26,382.52        | 1,142.51          | 25,240.01        | 48.17          |
| 110-131-55238  | Sports/Leagues                | 35,000.00         | 21,020.56         | 21,020.56         | 13,979.44        | 0.00              | 13,979.44        | 39.94          |
| 110-131-55241  | Outside Printing              | 1,375.00          | 490.00            | 490.00            | 885.00           | 0.00              | 885.00           | 64.36          |
| 110-131-55243  | Advertising                   | 625.00            | 233.28            | 233.28            | 391.72           | 0.00              | 391.72           | 62.68          |
| 110-131-55331  | IT Service Maint/License Fees | 0.00              | 0.00              | 0.00              | 0.00             | 0.00              | 0.00             | 0.00           |
| 110-131-55332  | IT Hosting Services           | 0.00              | 0.00              | 0.00              | 0.00             | 0.00              | 0.00             | 0.00           |
| 110-131-55333  | IT Online Services            | 6,143.00          | 0.00              | 0.00              | 6,143.00         | 0.00              | 6,143.00         | 100.00         |
|                | <b>E52 Sub Totals:</b>        | <b>119,321.00</b> | <b>66,397.49</b>  | <b>66,397.49</b>  | <b>52,923.51</b> | <b>1,142.51</b>   | <b>51,781.00</b> | <b>43.40</b>   |
| E54            | Commodities                   |                   |                   |                   |                  |                   |                  |                |
| 110-131-51161  | Uniforms (Buy)                | 650.00            | 365.42            | 365.42            | 284.58           | 0.00              | 284.58           | 43.78          |
| 110-131-52111  | General Office Supplies       | 1,000.00          | 1,114.94          | 1,114.94          | -114.94          | 0.00              | -114.94          | -100.00        |
| 110-131-52141  | City Sponsored Event Supplies | 2,000.00          | 998.06            | 998.06            | 1,001.94         | 0.00              | 1,001.94         | 50.10          |
| 110-131-52143  | 4th of July Celebration       | 15,000.00         | 15,500.00         | 15,500.00         | -500.00          | 0.00              | -500.00          | -100.00        |
| 110-131-52144  | Kyle Fair & Music Festival    | 0.00              | 0.00              | 0.00              | 0.00             | 0.00              | 0.00             | 0.00           |
| 110-131-52145  | Market Days Expense           | 0.00              | 0.00              | 0.00              | 0.00             | 0.00              | 0.00             | 0.00           |
| 110-131-52146  | Movies in the Park/Festivals  | 2,500.00          | 2,216.00          | 2,216.00          | 284.00           | 0.00              | 284.00           | 11.36          |
| 110-131-52147  | Halloween Carnival            | 0.00              | 0.00              | 0.00              | 0.00             | 0.00              | 0.00             | 0.00           |
| 110-131-52148  | Easter Carnival               | 0.00              | 0.00              | 0.00              | 0.00             | 0.00              | 0.00             | 0.00           |
| 110-131-52149  | Santa/Christmas Expenses      | 4,500.00          | 2,419.03          | 2,419.03          | 2,080.97         | 0.00              | 2,080.97         | 46.24          |
| 110-131-52150  | Citywide Holiday Decorations  | 5,000.00          | 459.76            | 459.76            | 4,540.24         | 0.00              | 4,540.24         | 90.80          |
| 110-131-52151  | Recreation Program Expense    | 8,140.00          | 3,861.24          | 3,861.24          | 4,278.76         | 0.00              | 4,278.76         | 52.56          |

**Item # 27**



| Account Number | Description                 | Budget Amount     | Period Amount     | YTD Amount        | YTD Var          | Encumbered Amount | Available        | % Available  |
|----------------|-----------------------------|-------------------|-------------------|-------------------|------------------|-------------------|------------------|--------------|
| 110-131-52152  | Summer Camp                 | 0.00              | 0.00              | 0.00              | 0.00             | 0.00              | 0.00             | 0.00         |
| 110-131-52153  | Polar Bear Expenses         | 580.00            | 838.87            | 838.87            | -258.87          | 0.00              | -258.87          | -100.00      |
| 110-131-52173  | Food/Meals                  | 0.00              | 0.00              | 0.00              | 0.00             | 0.00              | 0.00             | 0.00         |
| 110-131-52174  | Misc Supplies               | 0.00              | 0.00              | 0.00              | 0.00             | 0.00              | 0.00             | 0.00         |
| 110-131-52214  | Computer Hardware           | 0.00              | 0.00              | 0.00              | 0.00             | 0.00              | 0.00             | 0.00         |
| 110-131-52215  | Computer Software           | 0.00              | 0.00              | 0.00              | 0.00             | 0.00              | 0.00             | 0.00         |
| 110-131-54161  | Fuel                        | 500.00            | 93.50             | 93.50             | 406.50           | 0.00              | 406.50           | 81.30        |
|                | <b>E54 Sub Totals:</b>      | <b>39,870.00</b>  | <b>27,866.82</b>  | <b>27,866.82</b>  | <b>12,003.18</b> | <b>0.00</b>       | <b>12,003.18</b> | <b>30.11</b> |
| E60            | Non-CIP Capital Outlay      |                   |                   |                   |                  |                   |                  |              |
| 110-131-57111  | Office Furniture (>\$5K)    | 0.00              | 0.00              | 0.00              | 0.00             | 0.00              | 0.00             | 0.00         |
|                | <b>E60 Sub Totals:</b>      | <b>0.00</b>       | <b>0.00</b>       | <b>0.00</b>       | <b>0.00</b>      | <b>0.00</b>       | <b>0.00</b>      | <b>0.00</b>  |
|                | <b>Expense Sub Totals:</b>  | <b>352,209.00</b> | <b>294,308.33</b> | <b>294,308.33</b> | <b>57,900.67</b> | <b>1,142.51</b>   | <b>56,758.16</b> | <b>16.11</b> |
|                | <b>Dept 131 Sub Totals:</b> | <b>130,709.00</b> | <b>99,553.67</b>  | <b>99,553.67</b>  | <b>31,155.33</b> | <b>1,142.51</b>   | <b>30,012.82</b> | <b>22.96</b> |

| Account Number | Description                   | Budget Amount     | Period Amount    | YTD Amount       | YTD Var           | Encumbered Amount | Available         | % Available    |
|----------------|-------------------------------|-------------------|------------------|------------------|-------------------|-------------------|-------------------|----------------|
| Dept 110-132   | Aquatic Programming (FY 12)   |                   |                  |                  |                   |                   |                   |                |
| R16            | Recreation Prog. Services 3   |                   |                  |                  |                   |                   |                   |                |
| 110-132-41341  | Annual Passes                 | 1,900.00          | 4,985.00         | 4,985.00         | -3,085.00         | 0.00              | -3,085.00         | -100.00        |
| 110-132-41342  | Pool Concessions              | 1,500.00          | 464.19           | 464.19           | 1,035.81          | 0.00              | 1,035.81          | 69.05          |
| 110-132-41343  | Special Event Rentals         | 4,500.00          | 11,173.75        | 11,173.75        | -6,673.75         | 0.00              | -6,673.75         | -100.00        |
| 110-132-41344  | Daily Fees                    | 25,000.00         | 25,446.00        | 25,446.00        | -446.00           | 0.00              | -446.00           | -100.00        |
| 110-132-41345  | Swim Lessons                  | 15,000.00         | 16,398.75        | 16,398.75        | -1,398.75         | 0.00              | -1,398.75         | -100.00        |
|                | <b>R16 Sub Totals:</b>        | <b>47,900.00</b>  | <b>58,467.69</b> | <b>58,467.69</b> | <b>-10,567.69</b> | <b>0.00</b>       | <b>-10,567.69</b> | <b>-100.00</b> |
|                | <b>Revenue Sub Totals:</b>    | <b>47,900.00</b>  | <b>58,467.69</b> | <b>58,467.69</b> | <b>-10,567.69</b> | <b>0.00</b>       | <b>-10,567.69</b> | <b>-100.00</b> |
| E50            | Personnel                     |                   |                  |                  |                   |                   |                   |                |
| 110-132-51111  | Regular Full Time Wages       | 0.00              | 0.00             | 0.00             | 0.00              | 0.00              | 0.00              | 0.00           |
| 110-132-51112  | Regular Part Time Wages       | 25,000.00         | 0.00             | 0.00             | 25,000.00         | 0.00              | 25,000.00         | 100.00         |
| 110-132-51113  | Temporary/Seasonal Wages      | 81,239.00         | 78,626.26        | 78,626.26        | 2,612.74          | 0.00              | 2,612.74          | 3.22           |
| 110-132-51141  | FICA/Social Security          | 5,375.00          | 5,982.81         | 5,982.81         | -607.81           | 0.00              | -607.81           | -100.00        |
| 110-132-51142  | Workers Compensation          | 0.00              | 0.00             | 0.00             | 0.00              | 0.00              | 0.00              | 0.00           |
| 110-132-51143  | State Unemployment Taxes      | 0.00              | 0.00             | 0.00             | 0.00              | 0.00              | 0.00              | 0.00           |
| 110-132-51144  | Retirement - TMRS             | 0.00              | 0.00             | 0.00             | 0.00              | 0.00              | 0.00              | 0.00           |
| 110-132-51151  | Health Insurance              | 0.00              | 0.00             | 0.00             | 0.00              | 0.00              | 0.00              | 0.00           |
| 110-132-51152  | Dental Insurance              | 0.00              | 0.00             | 0.00             | 0.00              | 0.00              | 0.00              | 0.00           |
| 110-132-51153  | Life Insurance                | 0.00              | 0.00             | 0.00             | 0.00              | 0.00              | 0.00              | 0.00           |
|                | <b>E50 Sub Totals:</b>        | <b>111,614.00</b> | <b>84,609.07</b> | <b>84,609.07</b> | <b>27,004.93</b>  | <b>0.00</b>       | <b>27,004.93</b>  | <b>24.19</b>   |
| E55            | Contractual Services          |                   |                  |                  |                   |                   |                   |                |
| 110-132-51171  | Travel - City Business        | 0.00              | 0.00             | 0.00             | 0.00              | 0.00              | 0.00              | 0.00           |
| 110-132-51173  | Travel-Training & Conferences | 450.00            | 534.00           | 534.00           | -84.00            | 0.00              | -84.00            | -100.00        |
| 110-132-51174  | Training & Conf (Non-Travel)  | 1,350.00          | 0.00             | 0.00             | 1,350.00          | 0.00              | 1,350.00          | 100.00         |
| 110-132-51175  | Mileage-Reimbursement         | 0.00              | 219.78           | 219.78           | -219.78           | 0.00              | -219.78           | -100.00        |
| 110-132-51183  | Memberships and Dues          | 250.00            | 75.00            | 75.00            | 175.00            | 0.00              | 175.00            | 70.00          |
| 110-132-51184  | Subscription and Books        | 0.00              | 40.00            | 40.00            | -40.00            | 0.00              | -40.00            | -100.00        |
| 110-132-52117  | Postage                       | 50.00             | 5.35             | 5.35             | 44.65             | 0.00              | 44.65             | 89.30          |
| 110-132-53121  | Light & Power                 | 14,026.00         | 0.00             | 0.00             | 14,026.00         | 0.00              | 14,026.00         | 100.00         |
| 110-132-53123  | Telephone System              | 0.00              | 0.00             | 0.00             | 0.00              | 0.00              | 0.00              | 0.00           |
| 110-132-53124  | Cell Phones/Pagers            | 0.00              | 0.00             | 0.00             | 0.00              | 0.00              | 0.00              | 0.00           |
| 110-132-53127  | Water/Sewer/Trash             | 0.00              | 0.00             | 0.00             | 0.00              | 0.00              | 0.00              | 0.00           |
| 110-132-53132  | Electrical Repairs            | 0.00              | 0.00             | 0.00             | 0.00              | 0.00              | 0.00              | 0.00           |
| 110-132-54152  | Pump Maint Repair             | 0.00              | 0.00             | 0.00             | 0.00              | 0.00              | 0.00              | 0.00           |
| 110-132-54154  | Other Equip Maint/Repair      | 1,800.00          | 923.03           | 923.03           | 876.97            | 0.00              | 876.97            | 48.72          |
| 110-132-55111  | Legal Services                | 0.00              | 0.00             | 0.00             | 0.00              | 0.00              | 0.00              | 0.00           |
| 110-132-55225  | Insurance & Bonds             | 0.00              | 0.00             | 0.00             | 0.00              | 0.00              | 0.00              | 0.00           |
| 110-132-55233  | Swim Lessons                  | 3,820.00          | 1,188.00         | 1,188.00         | 2,632.00          | 0.00              | 2,632.00          | 68.90          |
| 110-132-55234  | CPR Classes                   | 805.00            | 714.57           | 714.57           | 90.43             | 0.00              | 90.43             | 11.23          |
| 110-132-55243  | Advertising                   | 500.00            | 58.75            | 58.75            | 441.25            | 0.00              | 441.25            | 88.25          |
| 110-132-55329  | Other Contract Services       | 0.00              | 1,504.19         | 1,504.19         | -1,504.19         | 0.00              | -1,504.19         | -100.00        |

Item # 27

| Account Number | Description                   | Budget Amount | Period Amount | YTD Amount | YTD Var   | Encumbered Amount | Available | % Available |
|----------------|-------------------------------|---------------|---------------|------------|-----------|-------------------|-----------|-------------|
| 110-132-55332  | IT Hosting Services           | 0.00          | 0.00          | 0.00       | 0.00      | 0.00              | 0.00      | 0.00        |
|                | E52 Sub Totals:               | 23,051.00     | 5,262.67      | 5,262.67   | 17,788.33 | 0.00              | 17,788.33 | 77.17       |
| E54            | Commodities                   |               |               |            |           |                   |           |             |
| 110-132-51161  | Uniforms (Buy)                | 1,750.00      | 820.68        | 820.68     | 929.32    | 0.00              | 929.32    | 53.10       |
| 110-132-52111  | General Office Supplies       | 1,500.00      | 1,659.03      | 1,659.03   | -159.03   | 0.00              | -159.03   | -100.00     |
| 110-132-52141  | City Sponsored Event Supplies | 2,000.00      | 0.00          | 0.00       | 2,000.00  | 0.00              | 2,000.00  | 100.00      |
| 110-132-52164  | Chemicals/Pool Supplies       | 13,500.00     | 13,144.36     | 13,144.36  | 355.64    | 270.21            | 85.43     | 0.63        |
| 110-132-52174  | Misc Supplies                 | 700.00        | 453.11        | 453.11     | 246.89    | 0.00              | 246.89    | 35.27       |
| 110-132-52231  | Other Operational Equipment   | 7,500.00      | 6,960.95      | 6,960.95   | 539.05    | 0.00              | 539.05    | 7.19        |
| 110-132-53152  | Cleaning Supplies             | 0.00          | 0.00          | 0.00       | 0.00      | 0.00              | 0.00      | 0.00        |
|                | E54 Sub Totals:               | 26,950.00     | 23,038.13     | 23,038.13  | 3,911.87  | 270.21            | 3,641.66  | 13.51       |
| E60            | Non-CIP Capital Outlay        |               |               |            |           |                   |           |             |
| 110-132-57117  | Other Capital Outlay          | 9,000.00      | 6,134.99      | 6,134.99   | 2,865.01  | 0.00              | 2,865.01  | 31.83       |
|                | E60 Sub Totals:               | 9,000.00      | 6,134.99      | 6,134.99   | 2,865.01  | 0.00              | 2,865.01  | 31.83       |
|                | Expense Sub Totals:           | 170,615.00    | 119,044.86    | 119,044.86 | 51,570.14 | 270.21            | 51,299.93 | 30.07       |
|                | Dept 132 Sub Totals:          | 122,715.00    | 60,577.17     | 60,577.17  | 62,137.83 | 270.21            | 61,867.62 | 50.42       |

| Account Number | Description                   | Budget Amount | Period Amount | YTD Amount | YTD Var    | Encumbered Amount | Available  | % Available |
|----------------|-------------------------------|---------------|---------------|------------|------------|-------------------|------------|-------------|
| Dept 110-133   | Parks Maintenance             |               |               |            |            |                   |            |             |
| R13            | Use of Money and Property 2   |               |               |            |            |                   |            |             |
| 110-133-42422  | Building/Park Rentals         | 5,400.00      | 19,222.50     | 19,222.50  | -13,822.50 | 0.00              | -13,822.50 | -100.00     |
|                | R 13 Sub Totals:              | 5,400.00      | 19,222.50     | 19,222.50  | -13,822.50 | 0.00              | -13,822.50 | -100.00     |
|                | Revenue Sub Totals:           | 5,400.00      | 19,222.50     | 19,222.50  | -13,822.50 | 0.00              | -13,822.50 | -100.00     |
| E50            | Personnel                     |               |               |            |            |                   |            |             |
| 110-133-51111  | Regular Full Time Wages       | 359,949.00    | 312,997.93    | 312,997.93 | 46,951.07  | 0.00              | 46,951.07  | 13.04       |
| 110-133-51112  | Regular Part Time Wages       | 0.00          | 0.00          | 0.00       | 0.00       | 0.00              | 0.00       | 0.00        |
| 110-133-51113  | Temporary/Seasonal Wages      | 42,500.00     | 39,345.70     | 39,345.70  | 3,154.30   | 0.00              | 3,154.30   | 7.42        |
| 110-133-51114  | Overtime Wages                | 6,000.00      | 3,415.98      | 3,415.98   | 2,584.02   | 0.00              | 2,584.02   | 43.07       |
| 110-133-51121  | Vacation Leave                | 0.00          | 14,027.75     | 14,027.75  | -14,027.75 | 0.00              | -14,027.75 | -100.00     |
| 110-133-51122  | Sick Leave - Regular          | 0.00          | 20,877.76     | 20,877.76  | -20,877.76 | 0.00              | -20,877.76 | -100.00     |
| 110-133-51127  | Cost of Living Adjustment     | 0.00          | 0.00          | 0.00       | 0.00       | 0.00              | 0.00       | 0.00        |
| 110-133-51128  | Merit Increase                | 0.00          | 0.00          | 0.00       | 0.00       | 0.00              | 0.00       | 0.00        |
| 110-133-51131  | Longevity Pay                 | 3,744.00      | 3,744.00      | 3,744.00   | 0.00       | 0.00              | 0.00       | 0.00        |
| 110-133-51135  | Certification Incentive       | 2,000.00      | 1,999.92      | 1,999.92   | 0.08       | 0.00              | 0.08       | 0.00        |
| 110-133-51141  | FICA/Social Security          | 28,435.00     | 28,477.06     | 28,477.06  | -42.06     | 0.00              | -42.06     | -100.00     |
| 110-133-51142  | Workers Compensation          | 0.00          | 0.00          | 0.00       | 0.00       | 0.00              | 0.00       | 0.00        |
| 110-133-51143  | State Unemployment Taxes      | 0.00          | 0.00          | 0.00       | 0.00       | 0.00              | 0.00       | 0.00        |
| 110-133-51144  | Retirement - TMRS             | 29,621.00     | 28,862.72     | 28,862.72  | 758.28     | 0.00              | 758.28     | 2.56        |
| 110-133-51151  | Health Insurance              | 50,962.00     | 50,807.72     | 50,807.72  | 154.28     | 0.00              | 154.28     | 0.30        |
| 110-133-51152  | Dental Insurance              | 4,092.00      | 4,008.22      | 4,008.22   | 83.78      | 0.00              | 83.78      | 2.05        |
| 110-133-51153  | Life Insurance                | 547.00        | 522.50        | 522.50     | 24.50      | 0.00              | 24.50      | 4.48        |
| 110-133-51154  | ST/LT Disability Insurance    | 2,227.00      | 2,527.72      | 2,527.72   | -300.72    | 0.00              | -300.72    | -100.00     |
| 110-133-51156  | Vision Insurance              | 1,296.00      | 1,278.00      | 1,278.00   | 18.00      | 0.00              | 18.00      | 1.39        |
| 110-133-51157  | AD&D                          | 101.00        | 116.50        | 116.50     | -15.50     | 0.00              | -15.50     | -100.00     |
|                | E50 Sub Totals:               | 531,474.00    | 513,009.48    | 513,009.48 | 18,464.52  | 0.00              | 18,464.52  | 3.47        |
| E52            | Contractual Services          |               |               |            |            |                   |            |             |
| 110-133-51162  | Uniform Rental                | 0.00          | 0.00          | 0.00       | 0.00       | 0.00              | 0.00       | 0.00        |
| 110-133-51171  | Travel - City Business        | 0.00          | 0.00          | 0.00       | 0.00       | 0.00              | 0.00       | 0.00        |
| 110-133-51172  | Travel - Employee Recruitment | 0.00          | 0.00          | 0.00       | 0.00       | 0.00              | 0.00       | 0.00        |
| 110-133-51173  | Travel-Training & Conferences | 0.00          | 0.00          | 0.00       | 0.00       | 0.00              | 0.00       | 0.00        |
| 110-133-51174  | Training & Conf (Non-Travel)  | 0.00          | 0.00          | 0.00       | 0.00       | 0.00              | 0.00       | 0.00        |
| 110-133-51175  | Mileage-Reimbursement         | 0.00          | 0.00          | 0.00       | 0.00       | 0.00              | 0.00       | 0.00        |
| 110-133-51183  | Memberships and Dues          | 0.00          | 0.00          | 0.00       | 0.00       | 0.00              | 0.00       | 0.00        |
| 110-133-51184  | Subscription and Books        | 0.00          | 0.00          | 0.00       | 0.00       | 0.00              | 0.00       | 0.00        |
| 110-133-53121  | Light & Power                 | 16,318.00     | 18,376.57     | 18,376.57  | -2,058.57  | 0.00              | -2,058.57  | -100.00     |
| 110-133-53122  | Natural Gas/Propane           | 294.00        | 0.00          | 0.00       | 294.00     | 0.00              | 294.00     | 100.00      |
| 110-133-53123  | Telephone System              | 0.00          | 0.00          | 0.00       | 0.00       | 0.00              | 0.00       | 0.00        |
| 110-133-53124  | Cell Phones/Pagers            | 5,100.00      | 4,783.48      | 4,783.48   | 316.52     | 0.00              | 316.52     | 6.21        |
| 110-133-53127  | Water/Sewer/Trash             | 0.00          | 0.00          | 0.00       | 0.00       | 0.00              | 0.00       | 0.00        |
| 110-133-53128  | Non-City - Water/Sewer/Trash  | 730.00        | 428.70        | 428.70     | 301.30     | 0.00              | 301.30     | 41.27       |

Item # 27

| Account Number  | Description                    | Budget Amount | Period Amount | YTD Amount | YTD Var   | Encumbered Amount | Available | % Available |
|-----------------|--------------------------------|---------------|---------------|------------|-----------|-------------------|-----------|-------------|
| 110-133-53132   | Electrical Repairs             | 0.00          | 0.00          | 0.00       | 0.00      | 0.00              | 0.00      | 0.00        |
| 110-133-53134   | Plumbing Repairs               | 0.00          | 0.00          | 0.00       | 0.00      | 0.00              | 0.00      | 0.00        |
| 110-133-53136   | Concrete Masonry               | 1,000.00      | 536.56        | 536.56     | 463.44    | 0.00              | 463.44    | 46.34       |
| 110-133-53141   | Grounds Maintenance/Repair     | 6,000.00      | 5,154.76      | 5,154.76   | 845.24    | 0.00              | 845.24    | 14.09       |
| 110-133-53149   | Misc Facility Repairs/Maint    | 2,000.00      | 639.69        | 639.69     | 1,360.31  | 0.00              | 1,360.31  | 68.02       |
| 110-133-53151   | Janitorial Service - Contract  | 0.00          | 0.00          | 0.00       | 0.00      | 0.00              | 0.00      | 0.00        |
| 110-133-54112   | Light Equipment Rental         | 0.00          | 0.00          | 0.00       | 0.00      | 0.00              | 0.00      | 0.00        |
| 110-133-54113   | Motor Vehicle Rental           | 0.00          | 0.00          | 0.00       | 0.00      | 0.00              | 0.00      | 0.00        |
| 110-133-54114   | Trucks/Heavy Equip Rental      | 0.00          | 0.00          | 0.00       | 0.00      | 0.00              | 0.00      | 0.00        |
| 110-133-54131   | Motor Vehicle Repair/Maint     | 3,696.00      | 1,051.10      | 1,051.10   | 2,644.90  | 0.00              | 2,644.90  | 71.56       |
| 110-133-54133   | Trailers/Light Vehicles M & R  | 3,200.00      | 3,097.97      | 3,097.97   | 102.03    | 0.00              | 102.03    | 3.19        |
| 110-133-54135   | Truck/Heavy Equipment Repair   | 3,304.00      | 4,605.13      | 4,605.13   | -1,301.13 | 0.00              | -1,301.13 | -100.00     |
| 110-133-54141   | Extended Warranty              | 0.00          | 0.00          | 0.00       | 0.00      | 0.00              | 0.00      | 0.00        |
| 110-133-54143   | Inspection/Registration/Etc    | 100.00        | 116.00        | 116.00     | -16.00    | 0.00              | -16.00    | -100.00     |
| 110-133-54148   | Body Shop Repairs              | 0.00          | 0.00          | 0.00       | 0.00      | 0.00              | 0.00      | 0.00        |
| 110-133-54151   | Machine Tools Maint/Repair     | 750.00        | 1,698.14      | 1,698.14   | -948.14   | 0.00              | -948.14   | -100.00     |
| 110-133-54154   | Other Equip Maint/Repair       | 1,000.00      | 2,013.06      | 2,013.06   | -1,013.06 | 0.00              | -1,013.06 | -100.00     |
| 110-133-54162   | Oil & Lube Svc/Seasonal Maint  | 600.00        | 1,439.74      | 1,439.74   | -839.74   | 0.00              | -839.74   | -100.00     |
| 110-133-55225   | Insurance & Bonds              | 0.00          | 0.00          | 0.00       | 0.00      | 0.00              | 0.00      | 0.00        |
| 110-133-55342   | Landscaping/Groundskeeping     | 0.00          | 0.00          | 0.00       | 0.00      | 0.00              | 0.00      | 0.00        |
| 110-133-58312   | Payment of Claims              | 0.00          | 0.00          | 0.00       | 0.00      | 0.00              | 0.00      | 0.00        |
| E52 Sub Totals: |                                | 44,092.00     | 43,940.90     | 43,940.90  | 151.10    | 0.00              | 151.10    | 0.34        |
| Commodities     |                                |               |               |            |           |                   |           |             |
| 110-133-51161   | Uniforms (Buy)                 | 6,000.00      | 5,983.33      | 5,983.33   | 16.67     | 0.00              | 16.67     | 0.28        |
| 110-133-52111   | General Office Supplies        | 3,000.00      | 2,993.74      | 2,993.74   | 6.26      | 0.00              | 6.26      | 0.21        |
| 110-133-52115   | Computer Supplies              | 0.00          | 0.00          | 0.00       | 0.00      | 0.00              | 0.00      | 0.00        |
| 110-133-52122   | Safety Signs and Barricades    | 750.00        | 771.40        | 771.40     | -21.40    | 0.00              | -21.40    | -100.00     |
| 110-133-52123   | Striping/Street Signs/Lt Poles | 125.00        | 115.00        | 115.00     | 10.00     | 0.00              | 10.00     | 8.00        |
| 110-133-52124   | Building Materials             | 150.00        | 135.00        | 135.00     | 15.00     | 0.00              | 15.00     | 10.00       |
| 110-133-52126   | Sand and Gravel                | 500.00        | 450.00        | 450.00     | 50.00     | 0.00              | 50.00     | 10.00       |
| 110-133-52131   | Electrical/Plumbing Supplies   | 1,500.00      | 1,551.17      | 1,551.17   | -51.17    | 0.00              | -51.17    | -100.00     |
| 110-133-52133   | Misc Hardware                  | 200.00        | 260.84        | 260.84     | -60.84    | 0.00              | -60.84    | -100.00     |
| 110-133-52141   | City Sponsored Event Supplies  | 0.00          | 0.00          | 0.00       | 0.00      | 0.00              | 0.00      | 0.00        |
| 110-133-52163   | Medical Supplies               | 0.00          | 0.00          | 0.00       | 0.00      | 0.00              | 0.00      | 0.00        |
| 110-133-52164   | Chemicals/Pool Supplies        | 0.00          | 0.00          | 0.00       | 0.00      | 0.00              | 0.00      | 0.00        |
| 110-133-52165   | Pesticides                     | 4,000.00      | 4,356.88      | 4,356.88   | -356.88   | 73.20             | -430.08   | -100.00     |
| 110-133-52166   | Botanical/Landscape            | 500.00        | 490.00        | 490.00     | 10.00     | 0.00              | 10.00     | 2.00        |
| 110-133-52168   | Minor Tools/Instruments        | 0.00          | 0.00          | 0.00       | 0.00      | 0.00              | 0.00      | 0.00        |
| 110-133-52171   | Training Supplies              | 0.00          | 0.00          | 0.00       | 0.00      | 0.00              | 0.00      | 0.00        |
| 110-133-52172   | Misc Occasions Supplies        | 0.00          | 0.00          | 0.00       | 0.00      | 0.00              | 0.00      | 0.00        |
| 110-133-52173   | Food/Meals                     | 0.00          | 70.77         | 70.77      | -70.77    | 0.00              | -70.77    | -100.00     |
| 110-133-52221   | Grounds Keeping Equipment      | 8,000.00      | 7,118.22      | 7,118.22   | 881.78    | 0.00              | 881.78    | 11.02       |
| 110-133-52222   | Street Maintenance Equipment   | 0.00          | 0.00          | 0.00       | 0.00      | 0.00              | 0.00      | 0.00        |
| 110-133-52228   | Facility Maintenance Tools     | 0.00          | 0.00          | 0.00       | 0.00      | 0.00              | 0.00      | 0.00        |
| 110-133-52229   | Other Field Equipment          | 1,750.00      | 1,735.86      | 1,735.86   | 14.14     | 0.00              | 14.14     | 0.81        |

| Account Number | Description                     | Budget Amount | Period Amount | YTD Amount | YTD Var   | Encumbered Amount | Available | % Available |
|----------------|---------------------------------|---------------|---------------|------------|-----------|-------------------|-----------|-------------|
| 110-133-52231  | Other Operational Equipment     | 250.00        | 367.63        | 367.63     | -117.63   | 0.00              | -117.63   | -100.00     |
| 110-133-53152  | Cleaning Supplies               | 1,500.00      | 1,378.57      | 1,378.57   | 121.43    | 0.00              | 121.43    | 8.10        |
| 110-133-53153  | Cleaning - Paper Products       | 1,200.00      | 1,018.18      | 1,018.18   | 181.82    | 0.00              | 181.82    | 15.15       |
| 110-133-54161  | Fuel                            | 40,000.00     | 31,827.73     | 31,827.73  | 8,172.27  | 0.00              | 8,172.27  | 20.43       |
| 110-133-54163  | Tires/Batteries                 | 1,500.00      | 5,445.65      | 5,445.65   | -3,945.65 | 0.00              | -3,945.65 | -100.00     |
|                | E54 Sub Totals:                 | 70,925.00     | 66,069.97     | 66,069.97  | 4,855.03  | 73.20             | 4,781.83  | 6.74        |
| E60            | Non-CIP Capital Outlay          |               |               |            |           |                   |           |             |
| 110-133-57111  | Office Furniture & Equip(>\$5K) | 0.00          | 0.00          | 0.00       | 0.00      | 0.00              | 0.00      | 0.00        |
| 110-133-57114  | Computer Equipment              | 0.00          | 0.00          | 0.00       | 0.00      | 0.00              | 0.00      | 0.00        |
| 110-133-57115  | Instruments/Apparatus           | 0.00          | 0.00          | 0.00       | 0.00      | 0.00              | 0.00      | 0.00        |
| 110-133-57121  | Machine Tools/Apparatus         | 0.00          | 0.00          | 0.00       | 0.00      | 0.00              | 0.00      | 0.00        |
| 110-133-57122  | Light Equipment                 | 0.00          | 0.00          | 0.00       | 0.00      | 0.00              | 0.00      | 0.00        |
| 110-133-57123  | Motor Vehicles                  | 0.00          | 0.00          | 0.00       | 0.00      | 0.00              | 0.00      | 0.00        |
| 110-133-57124  | Heavy Equipment                 | 0.00          | 0.00          | 0.00       | 0.00      | 0.00              | 0.00      | 0.00        |
| 110-133-57125  | Other Equipment                 | 0.00          | 0.00          | 0.00       | 0.00      | 0.00              | 0.00      | 0.00        |
|                | E60 Sub Totals:                 | 0.00          | 0.00          | 0.00       | 0.00      | 0.00              | 0.00      | 0.00        |
|                | Expense Sub Totals:             | 646,491.00    | 623,020.35    | 623,020.35 | 23,470.65 | 73.20             | 23,397.45 | 3.62        |
|                | Dept 133 Sub Totals:            | 641,091.00    | 603,797.85    | 603,797.85 | 37,293.15 | 73.20             | 37,219.95 | 5.81        |

| Account Number  | Description                   | Budget Amount | Period Amount | YTD Amount | YTD Var   | Encumbered Amount | Available | % Available |
|-----------------|-------------------------------|---------------|---------------|------------|-----------|-------------------|-----------|-------------|
| Dept 110-134    | Facilities Maint & Operations |               |               |            |           |                   |           |             |
| E50             | Personnel                     |               |               |            |           |                   |           |             |
| 110-134-51111   | Regular Full Time Wages       | 137,052.00    | 126,853.66    | 126,853.66 | 10,198.34 | 0.00              | 10,198.34 | 7.44        |
| 110-134-51112   | Regular Part Time Wages       | 0.00          | 0.00          | 0.00       | 0.00      | 0.00              | 0.00      | 0.00        |
| 110-134-51113   | Temporary/Seasonal Wages      | 20,000.00     | 14,551.10     | 14,551.10  | 5,448.90  | 0.00              | 5,448.90  | 27.24       |
| 110-134-51114   | Overtime Wages                | 0.00          | 0.00          | 0.00       | 0.00      | 0.00              | 0.00      | 0.00        |
| 110-134-51121   | Vacation Leave                | 0.00          | 5,452.26      | 5,452.26   | -5,452.26 | 0.00              | -5,452.26 | -100.00     |
| 110-134-51122   | Sick Leave - Regular          | 0.00          | 8,730.93      | 8,730.93   | -8,730.93 | 0.00              | -8,730.93 | -100.00     |
| 110-134-51127   | Cost of Living Adjustment     | 0.00          | 0.00          | 0.00       | 0.00      | 0.00              | 0.00      | 0.00        |
| 110-134-51128   | Merit Increase                | 0.00          | 0.00          | 0.00       | 0.00      | 0.00              | 0.00      | 0.00        |
| 110-134-51131   | Longevity Pay                 | 1,008.00      | 1,008.00      | 1,008.00   | 0.00      | 0.00              | 0.00      | 0.00        |
| 110-134-51141   | FICA/Social Security          | 11,482.00     | 9,679.00      | 9,679.00   | 1,803.00  | 0.00              | 1,803.00  | 15.70       |
| 110-134-51142   | Workers Compensation          | 0.00          | 0.00          | 0.00       | 0.00      | 0.00              | 0.00      | 0.00        |
| 110-134-51143   | State Unemployment Taxes      | 0.00          | 0.00          | 0.00       | 0.00      | 0.00              | 0.00      | 0.00        |
| 110-134-51144   | Retirement - TMRS             | 11,306.00     | 11,374.44     | 11,374.44  | -68.44    | 0.00              | -68.44    | -100.00     |
| 110-134-51151   | Health Insurance              | 16,987.00     | 17,240.45     | 17,240.45  | -253.45   | 0.00              | -253.45   | -100.00     |
| 110-134-51152   | Dental Insurance              | 1,364.00      | 1,369.76      | 1,369.76   | -5.76     | 0.00              | -5.76     | -100.00     |
| 110-134-51153   | Life Insurance                | 182.00        | 227.84        | 227.84     | -45.84    | 0.00              | -45.84    | -100.00     |
| 110-134-51154   | ST/LT Disability Insurance    | 858.00        | 986.26        | 986.26     | -128.26   | 0.00              | -128.26   | -100.00     |
| 110-134-51156   | Vision Insurance              | 432.00        | 431.60        | 431.60     | 0.40      | 0.00              | 0.40      | 0.09        |
| 110-134-51157   | AD&D                          | 34.00         | 41.97         | 41.97      | -7.97     | 0.00              | -7.97     | -100.00     |
| E50 Sub Totals: |                               | 200,705.00    | 197,947.27    | 197,947.27 | 2,757.73  | 0.00              | 2,757.73  | 1.37        |
| E50             | Contractual Services          |               |               |            |           |                   |           |             |
| 110-134-51162   | Uniform Rental                | 0.00          | 0.00          | 0.00       | 0.00      | 0.00              | 0.00      | 0.00        |
| 110-134-51171   | Travel - City Business        | 0.00          | 0.00          | 0.00       | 0.00      | 0.00              | 0.00      | 0.00        |
| 110-134-51172   | Travel - Employee Recruitment | 0.00          | 0.00          | 0.00       | 0.00      | 0.00              | 0.00      | 0.00        |
| 110-134-51173   | Travel-Training & Conferences | 0.00          | 0.00          | 0.00       | 0.00      | 0.00              | 0.00      | 0.00        |
| 110-134-51174   | Training & Conf (Non-Travel)  | 0.00          | 0.00          | 0.00       | 0.00      | 0.00              | 0.00      | 0.00        |
| 110-134-51175   | Mileage-Reimbursement         | 0.00          | 0.00          | 0.00       | 0.00      | 0.00              | 0.00      | 0.00        |
| 110-134-51183   | Memberships and Dues          | 0.00          | 0.00          | 0.00       | 0.00      | 0.00              | 0.00      | 0.00        |
| 110-134-51184   | Subscription and Books        | 0.00          | 0.00          | 0.00       | 0.00      | 0.00              | 0.00      | 0.00        |
| 110-134-53112   | Annual Facility Lease         | 0.00          | 0.00          | 0.00       | 0.00      | 0.00              | 0.00      | 0.00        |
| 110-134-53113   | Short Term Facility Rental    | 0.00          | 0.00          | 0.00       | 0.00      | 0.00              | 0.00      | 0.00        |
| 110-134-53121   | Light & Power                 | 26,617.00     | 0.00          | 0.00       | 26,617.00 | 0.00              | 26,617.00 | 100.00      |
| 110-134-53122   | Natural Gas/Propane           | 443.00        | 0.00          | 0.00       | 443.00    | 0.00              | 443.00    | 100.00      |
| 110-134-53123   | Telephone System              | 0.00          | 0.00          | 0.00       | 0.00      | 0.00              | 0.00      | 0.00        |
| 110-134-53124   | Cell Phones/Pagers            | 1,260.00      | 1,466.62      | 1,466.62   | -206.62   | 0.00              | -206.62   | -100.00     |
| 110-134-53125   | Internet Service              | 0.00          | 0.00          | 0.00       | 0.00      | 0.00              | 0.00      | 0.00        |
| 110-134-53127   | Water/Sewer/Trash             | 0.00          | 0.00          | 0.00       | 0.00      | 0.00              | 0.00      | 0.00        |
| 110-134-53131   | Roofing Repairs               | 1,500.00      | 0.00          | 0.00       | 1,500.00  | 0.00              | 1,500.00  | 100.00      |
| 110-134-53132   | Electrical Repairs            | 3,420.00      | 267.50        | 267.50     | 3,152.50  | 0.00              | 3,152.50  | 92.18       |
| 110-134-53133   | Heating/Cooling Repairs       | 4,451.08      | 75.04         | 75.04      | 4,376.04  | 0.00              | 4,376.04  | 98.31       |
| 110-134-53134   | Plumbing Repairs              | 800.00        | 0.00          | 0.00       | 800.00    | 0.00              | 800.00    | 100.00      |
| 110-134-53135   | Carpentry/Painting            | 4,448.00      | 0.00          | 0.00       | 4,448.00  | 0.00              | 4,448.00  | 100.00      |
| 110-134-53136   | Concrete Masonary             | 0.00          | 0.00          | 0.00       | 0.00      | 0.00              | 0.00      | 0.00        |

| Account Number  | Description                   | Budget Amount | Period Amount | YTD Amount | YTD Var   | Encumbered Amount | Available | % Available |
|-----------------|-------------------------------|---------------|---------------|------------|-----------|-------------------|-----------|-------------|
| 110-134-53141   | Grounds Maintenance/Repair    | 0.00          | 0.00          | 0.00       | 0.00      | 0.00              | 0.00      | 0.00        |
| 110-134-53149   | Misc Facility Repairs/Maint   | 500.00        | 0.00          | 0.00       | 500.00    | 0.00              | 500.00    | 100.00      |
| 110-134-53151   | Janitorial Service - Contract | 0.00          | 0.00          | 0.00       | 0.00      | 0.00              | 0.00      | 0.00        |
| 110-134-54112   | Light Equipment Rental        | 0.00          | 0.00          | 0.00       | 0.00      | 0.00              | 0.00      | 0.00        |
| 110-134-54131   | Motor Vehicle Repair/Maint    | 2,100.00      | 1,104.55      | 1,104.55   | 995.45    | 0.00              | 995.45    | 47.40       |
| 110-134-54133   | Trailers/Light Vehicles M & R | 0.00          | 0.00          | 0.00       | 0.00      | 0.00              | 0.00      | 0.00        |
| 110-134-54141   | Extended Warranty             | 0.00          | 0.00          | 0.00       | 0.00      | 0.00              | 0.00      | 0.00        |
| 110-134-54143   | Inspection/Registration/Etc   | 0.00          | 29.00         | 29.00      | -29.00    | 0.00              | -29.00    | -100.00     |
| 110-134-54148   | Body Shop Repairs             | 0.00          | 0.00          | 0.00       | 0.00      | 0.00              | 0.00      | 0.00        |
| 110-134-54151   | Machine Tools Maint/Repair    | 0.00          | 0.00          | 0.00       | 0.00      | 0.00              | 0.00      | 0.00        |
| 110-134-54154   | Other Equip Maint/Repair      | 0.00          | 0.00          | 0.00       | 0.00      | 0.00              | 0.00      | 0.00        |
| 110-134-54162   | Oil & Lube Svc/Seasonal Maint | 450.00        | 74.16         | 74.16      | 375.84    | 0.00              | 375.84    | 83.52       |
| 110-134-55225   | Insurance & Bonds             | 0.00          | 0.00          | 0.00       | 0.00      | 0.00              | 0.00      | 0.00        |
| 110-134-55328   | Testing/Certification         | 1,050.00      | 330.00        | 330.00     | 720.00    | 0.00              | 720.00    | 68.57       |
| 110-134-55329   | Other Contract Services       | 12,516.00     | 3,517.11      | 3,517.11   | 8,998.89  | 303.00            | 8,695.89  | 69.48       |
| 110-134-55341   | Trash Collection Service      | 210.00        | 0.00          | 0.00       | 210.00    | 0.00              | 210.00    | 100.00      |
| 110-134-55342   | Landscaping/Groundskeeping    | 2,000.00      | 0.00          | 0.00       | 2,000.00  | 0.00              | 2,000.00  | 100.00      |
| E52 Sub Totals: |                               | 61,765.08     | 6,863.98      | 6,863.98   | 54,901.10 | 303.00            | 54,598.10 | 88.40       |
| Commodities     |                               |               |               |            |           |                   |           |             |
| 110-134-51161   | Uniforms (Buy)                | 1,750.00      | 1,499.23      | 1,499.23   | 250.77    | 0.00              | 250.77    | 14.33       |
| 110-134-52111   | General Office Supplies       | 1,500.00      | 852.04        | 852.04     | 647.96    | 0.00              | 647.96    | 43.20       |
| 110-134-52115   | Computer Supplies             | 0.00          | 0.00          | 0.00       | 0.00      | 0.00              | 0.00      | 0.00        |
| 110-134-52122   | Safety Signs and Barricades   | 500.00        | 179.10        | 179.10     | 320.90    | 0.00              | 320.90    | 64.18       |
| 110-134-52124   | Building Materials            | 1,250.00      | 0.00          | 0.00       | 1,250.00  | 0.00              | 1,250.00  | 100.00      |
| 110-134-52131   | Electrical/Plumbing Supplies  | 5,568.00      | 157.84        | 157.84     | 5,410.16  | 0.00              | 5,410.16  | 97.17       |
| 110-134-52132   | Machine Fabricated Parts      | 0.00          | 0.00          | 0.00       | 0.00      | 0.00              | 0.00      | 0.00        |
| 110-134-52133   | Misc Hardware                 | 724.00        | 35.72         | 35.72      | 688.28    | 0.00              | 688.28    | 95.07       |
| 110-134-52141   | City Sponsored Event Supplies | 0.00          | 0.00          | 0.00       | 0.00      | 0.00              | 0.00      | 0.00        |
| 110-134-52163   | Medical Supplies              | 1,500.00      | 0.00          | 0.00       | 1,500.00  | 0.00              | 1,500.00  | 100.00      |
| 110-134-52165   | Pesticides                    | 0.00          | 0.00          | 0.00       | 0.00      | 0.00              | 0.00      | 0.00        |
| 110-134-52168   | Minor Tools/Instruments       | 1,500.00      | 0.00          | 0.00       | 1,500.00  | 0.00              | 1,500.00  | 100.00      |
| 110-134-52171   | Training Supplies             | 0.00          | 0.00          | 0.00       | 0.00      | 0.00              | 0.00      | 0.00        |
| 110-134-52172   | Misc Occasions Supplies       | 0.00          | 0.00          | 0.00       | 0.00      | 0.00              | 0.00      | 0.00        |
| 110-134-52173   | Food/Meals                    | 0.00          | 63.29         | 63.29      | -63.29    | 0.00              | -63.29    | -100.00     |
| 110-134-52174   | Misc Supplies                 | 625.00        | 83.01         | 83.01      | 541.99    | 0.00              | 541.99    | 86.72       |
| 110-134-52211   | Office Furniture (<\$5K)      | 0.00          | 0.00          | 0.00       | 0.00      | 0.00              | 0.00      | 0.00        |
| 110-134-52212   | Communication Equipment       | 0.00          | 0.00          | 0.00       | 0.00      | 0.00              | 0.00      | 0.00        |
| 110-134-52219   | Other Office Equipment        | 0.00          | 0.00          | 0.00       | 0.00      | 0.00              | 0.00      | 0.00        |
| 110-134-52221   | Grounds Keeping Equipment     | 0.00          | 0.00          | 0.00       | 0.00      | 0.00              | 0.00      | 0.00        |
| 110-134-52228   | Facility Maintenance Tools    | 625.00        | 568.65        | 568.65     | 56.35     | 0.00              | 56.35     | 9.02        |
| 110-134-52229   | Other Field Equipment         | 0.00          | 0.00          | 0.00       | 0.00      | 0.00              | 0.00      | 0.00        |
| 110-134-52231   | Other Operational Equipment   | 6,500.00      | 2,644.18      | 2,644.18   | 3,855.82  | 0.00              | 3,855.82  | 59.32       |
| 110-134-53152   | Cleaning Supplies             | 8,262.00      | -126.63       | -126.63    | 8,388.63  | 2,498.56          | 5,890.07  | 71.29       |
| 110-134-53153   | Cleaning - Paper Products     | 8,430.00      | 79.27         | 79.27      | 8,350.73  | 2,423.72          | 5,927.01  | 70.31       |
| 110-134-54161   | Fuel                          | 5,000.00      | 2,822.16      | 2,822.16   | 2,177.84  | 0.00              | 2,177.84  | 43.56       |



| Account Number | Description                   | Budget Amount | Period Amount | YTD Amount | YTD Var   | Encumbered Amount | Available | % Available |
|----------------|-------------------------------|---------------|---------------|------------|-----------|-------------------|-----------|-------------|
| 110-134-54163  | Tires/Batteries               | 500.00        | 771.88        | 771.88     | -271.88   | 0.00              | -271.88   | -100.00     |
|                | E54 Sub Totals:               | 44,234.00     | 9,629.74      | 9,629.74   | 34,604.26 | 4,922.28          | 29,681.98 | 67.10       |
| E60            | Non-CIP Capital Outlay        |               |               |            |           |                   |           |             |
| 110-134-57114  | Computer Equipment            | 0.00          | 0.00          | 0.00       | 0.00      | 0.00              | 0.00      | 0.00        |
| 110-134-57115  | Instruments/Apparatus         | 0.00          | 0.00          | 0.00       | 0.00      | 0.00              | 0.00      | 0.00        |
| 110-134-57117  | Other Capital Outlay          | 0.00          | 0.00          | 0.00       | 0.00      | 0.00              | 0.00      | 0.00        |
| 110-134-57121  | Machine Tools/Apparatus       | 0.00          | 0.00          | 0.00       | 0.00      | 0.00              | 0.00      | 0.00        |
| 110-134-57122  | Light Equipment               | 0.00          | 0.00          | 0.00       | 0.00      | 0.00              | 0.00      | 0.00        |
| 110-134-57123  | Motor Vehicles                | 0.00          | 0.00          | 0.00       | 0.00      | 0.00              | 0.00      | 0.00        |
| 110-134-57124  | Heavy Equipment               | 0.00          | 0.00          | 0.00       | 0.00      | 0.00              | 0.00      | 0.00        |
| 110-134-57125  | Other Equipment               | 0.00          | 0.00          | 0.00       | 0.00      | 0.00              | 0.00      | 0.00        |
| 110-134-57229  | Building & Storage Facilities | 0.00          | 0.00          | 0.00       | 0.00      | 0.00              | 0.00      | 0.00        |
|                | E60 Sub Totals:               | 0.00          | 0.00          | 0.00       | 0.00      | 0.00              | 0.00      | 0.00        |
|                | Expense Sub Totals:           | 306,704.08    | 214,440.99    | 214,440.99 | 92,263.09 | 5,225.28          | 87,037.81 | 28.38       |
|                | Dept 134 Sub Totals:          | 306,704.08    | 214,440.99    | 214,440.99 | 92,263.09 | 5,225.28          | 87,037.81 | 28.38       |

| Account Number | Description                   | Budget Amount | Period Amount | YTD Amount | YTD Var   | Encumbered Amount | Available | % Available |
|----------------|-------------------------------|---------------|---------------|------------|-----------|-------------------|-----------|-------------|
| Dept 110-141   | Kyle Public Library           |               |               |            |           |                   |           |             |
| E50            | Personnel                     |               |               |            |           |                   |           |             |
| 110-141-51111  | Regular Full Time Wages       | 226,315.00    | 211,516.20    | 211,516.20 | 14,798.80 | 0.00              | 14,798.80 | 6.54        |
| 110-141-51112  | Regular Part Time Wages       | 24,939.00     | 22,332.13     | 22,332.13  | 2,606.87  | 0.00              | 2,606.87  | 10.45       |
| 110-141-51113  | Temporary/Seasonal Wages      | 0.00          | 1,518.60      | 1,518.60   | -1,518.60 | 0.00              | -1,518.60 | -100.00     |
| 110-141-51114  | Overtime Wages                | 1,000.00      | 896.32        | 896.32     | 103.68    | 0.00              | 103.68    | 10.37       |
| 110-141-51121  | Vacation Leave                | 0.00          | 6,536.81      | 6,536.81   | -6,536.81 | 0.00              | -6,536.81 | -100.00     |
| 110-141-51122  | Sick Leave - Regular          | 0.00          | 9,136.20      | 9,136.20   | -9,136.20 | 0.00              | -9,136.20 | -100.00     |
| 110-141-51127  | Cost of Living Adjustment     | 0.00          | 0.00          | 0.00       | 0.00      | 0.00              | 0.00      | 0.00        |
| 110-141-51128  | Merit Increase                | 0.00          | 0.00          | 0.00       | 0.00      | 0.00              | 0.00      | 0.00        |
| 110-141-51131  | Longevity Pay                 | 792.00        | 720.00        | 720.00     | 72.00     | 0.00              | 72.00     | 9.09        |
| 110-141-51134  | Language Incentive            | 3,600.00      | 2,631.12      | 2,631.12   | 968.88    | 0.00              | 968.88    | 26.91       |
| 110-141-51135  | Certification Incentive       | 0.00          | 0.00          | 0.00       | 0.00      | 0.00              | 0.00      | 0.00        |
| 110-141-51141  | FICA/Social Security          | 19,633.00     | 18,286.53     | 18,286.53  | 1,346.47  | 0.00              | 1,346.47  | 6.86        |
| 110-141-51142  | Workers Compensation          | 0.00          | 0.00          | 0.00       | 0.00      | 0.00              | 0.00      | 0.00        |
| 110-141-51143  | State Unemployment Taxes      | 0.00          | 0.00          | 0.00       | 0.00      | 0.00              | 0.00      | 0.00        |
| 110-141-51144  | Retirement - TMRS             | 18,614.00     | 18,745.82     | 18,745.82  | -131.82   | 0.00              | -131.82   | -100.00     |
| 110-141-51151  | Health Insurance              | 25,481.00     | 25,620.76     | 25,620.76  | -139.76   | 0.00              | -139.76   | -100.00     |
| 110-141-51152  | Dental Insurance              | 2,046.00      | 2,056.56      | 2,056.56   | -10.56    | 0.00              | -10.56    | -100.00     |
| 110-141-51153  | Life Insurance                | 319.00        | 318.50        | 318.50     | 0.50      | 0.00              | 0.50      | 0.16        |
| 110-141-51154  | ST/LT Disability Insurance    | 1,400.00      | 1,633.10      | 1,633.10   | -233.10   | 0.00              | -233.10   | -100.00     |
| 110-141-51156  | Vision Insurance              | 648.00        | 648.00        | 648.00     | 0.00      | 0.00              | 0.00      | 0.00        |
| 110-141-51157  | AD&D                          | 59.00         | 59.50         | 59.50      | -0.50     | 0.00              | -0.50     | -100.00     |
|                | E50 Sub Totals:               | 324,846.00    | 322,656.15    | 322,656.15 | 2,189.85  | 0.00              | 2,189.85  | 0.67        |
| E50            | Contractual Services          |               |               |            |           |                   |           |             |
| 110-141-51171  | Travel - City Business        | 500.00        | 0.00          | 0.00       | 500.00    | 0.00              | 500.00    | 100.00      |
| 110-141-51172  | Travel - Employee Recruitment | 0.00          | 0.00          | 0.00       | 0.00      | 0.00              | 0.00      | 0.00        |
| 110-141-51173  | Travel-Training & Conferences | 250.00        | 0.00          | 0.00       | 250.00    | 0.00              | 250.00    | 100.00      |
| 110-141-51174  | Training & Conf (Non-Travel)  | 400.00        | 233.34        | 233.34     | 166.66    | 0.00              | 166.66    | 41.67       |
| 110-141-51175  | Mileage - Reimbursement       | 0.00          | 508.48        | 508.48     | -508.48   | 0.00              | -508.48   | -100.00     |
| 110-141-51183  | Memberships and Dues          | 0.00          | 35.00         | 35.00      | -35.00    | 0.00              | -35.00    | -100.00     |
| 110-141-51184  | Subscription and Books        | 0.00          | 0.00          | 0.00       | 0.00      | 0.00              | 0.00      | 0.00        |
| 110-141-52117  | Postage                       | 3,600.00      | 2,090.47      | 2,090.47   | 1,509.53  | 0.00              | 1,509.53  | 41.93       |
| 110-141-53121  | Light & Power                 | 0.00          | 0.00          | 0.00       | 0.00      | 0.00              | 0.00      | 0.00        |
| 110-141-53122  | Natural Gas/Propane           | 0.00          | 0.00          | 0.00       | 0.00      | 0.00              | 0.00      | 0.00        |
| 110-141-53123  | Telephone System              | 0.00          | 0.00          | 0.00       | 0.00      | 0.00              | 0.00      | 0.00        |
| 110-141-53127  | Water/Sewer/Trash             | 0.00          | 0.00          | 0.00       | 0.00      | 0.00              | 0.00      | 0.00        |
| 110-141-53135  | Carpentry/Painting            | 0.00          | 0.00          | 0.00       | 0.00      | 0.00              | 0.00      | 0.00        |
| 110-141-53141  | Grounds Maintenance/Repair    | 0.00          | 0.00          | 0.00       | 0.00      | 0.00              | 0.00      | 0.00        |
| 110-141-53149  | Misc Facility Repairs/Maint   | 0.00          | 0.00          | 0.00       | 0.00      | 0.00              | 0.00      | 0.00        |
| 110-141-53151  | Janitorial Service - Contract | 0.00          | 0.00          | 0.00       | 0.00      | 0.00              | 0.00      | 0.00        |
| 110-141-54154  | Other Equip Maint/Repair      | 0.00          | 0.00          | 0.00       | 0.00      | 0.00              | 0.00      | 0.00        |
| 110-141-54171  | Office Equipment Maint/Repair | 0.00          | 0.00          | 0.00       | 0.00      | 0.00              | 0.00      | 0.00        |
| 110-141-54172  | Computer Equip Maint/Repair   | 0.00          | 0.00          | 0.00       | 0.00      | 0.00              | 0.00      | 0.00        |
| 110-141-54173  | Communication Equip Repair    | 0.00          | 0.00          | 0.00       | 0.00      | 0.00              | 0.00      | 0.00        |

Item # 097

| Account Number  | Description                     | Budget Amount | Period Amount | YTD Amount | YTD Var  | Encumbered Amount | Available | % Available |
|-----------------|---------------------------------|---------------|---------------|------------|----------|-------------------|-----------|-------------|
| 110-141-54175   | Office Equipment Rental         | 6,000.00      | 3,429.23      | 3,429.23   | 2,570.77 | 0.00              | 2,570.77  | 42.85       |
| 110-141-54177   | Rental - Storage                | 0.00          | 0.00          | 0.00       | 0.00     | 0.00              | 0.00      | 0.00        |
| 110-141-55111   | Legal Services                  | 0.00          | 0.00          | 0.00       | 0.00     | 0.00              | 0.00      | 0.00        |
| 110-141-55225   | Insurance & Bonds               | 0.00          | 0.00          | 0.00       | 0.00     | 0.00              | 0.00      | 0.00        |
| 110-141-55232   | Library Programs                | 5,000.00      | 5,264.53      | 5,264.53   | -264.53  | 0.00              | -264.53   | -100.00     |
| 110-141-55237   | Library Programs (Future)       | 0.00          | 0.00          | 0.00       | 0.00     | 0.00              | 0.00      | 0.00        |
| 110-141-55241   | Outside Printing                | 0.00          | 0.00          | 0.00       | 0.00     | 0.00              | 0.00      | 0.00        |
| 110-141-55242   | Delivery/Courier Service        | 0.00          | 0.00          | 0.00       | 0.00     | 0.00              | 0.00      | 0.00        |
| 110-141-55243   | Advertising                     | 0.00          | 110.00        | 110.00     | -110.00  | 0.00              | -110.00   | -100.00     |
| 110-141-55328   | Testing/Certification           | 0.00          | 0.00          | 0.00       | 0.00     | 0.00              | 0.00      | 0.00        |
| 110-141-55329   | Other Contract Services         | 9,745.00      | 6,501.50      | 6,501.50   | 3,243.50 | 0.00              | 3,243.50  | 33.28       |
| 110-141-55331   | IT Service Maint/License Fees   | 0.00          | 390.00        | 390.00     | -390.00  | 0.00              | -390.00   | -100.00     |
| 110-141-55332   | IT Hosting Services             | 0.00          | 0.00          | 0.00       | 0.00     | 0.00              | 0.00      | 0.00        |
| 110-141-55341   | Trash Collection Service        | 0.00          | 0.00          | 0.00       | 0.00     | 0.00              | 0.00      | 0.00        |
| 110-141-55617   | Services - Temporary Employment | 0.00          | 0.00          | 0.00       | 0.00     | 0.00              | 0.00      | 0.00        |
| E52 Sub Totals: |                                 | 25,495.00     | 18,562.55     | 18,562.55  | 6,932.45 | 0.00              | 6,932.45  | 27.19       |
| Commodities     |                                 |               |               |            |          |                   |           |             |
| 110-141-52111   | General Office Supplies         | 8,295.00      | 8,698.45      | 8,698.45   | -403.45  | 0.00              | -403.45   | -100.00     |
| 110-141-52113   | Copier/Printer/Plotter Supply   | 585.00        | 513.34        | 513.34     | 71.66    | 0.00              | 71.66     | 12.25       |
| 110-141-52115   | Computer Supplies               | 0.00          | 0.00          | 0.00       | 0.00     | 0.00              | 0.00      | 0.00        |
| 110-141-52118   | Office Security Supplies        | 0.00          | 0.00          | 0.00       | 0.00     | 0.00              | 0.00      | 0.00        |
| 110-141-52141   | City Sponsored Event Supplies   | 0.00          | 0.00          | 0.00       | 0.00     | 0.00              | 0.00      | 0.00        |
| 110-141-52163   | Medical Supplies                | 50.00         | 45.07         | 45.07      | 4.93     | 0.00              | 4.93      | 9.86        |
| 110-141-52171   | Training Supplies               | 0.00          | 0.00          | 0.00       | 0.00     | 0.00              | 0.00      | 0.00        |
| 110-141-52172   | Misc Occasions Supplies         | 1,350.00      | 745.62        | 745.62     | 604.38   | 0.00              | 604.38    | 44.77       |
| 110-141-52173   | Food/Meals                      | 0.00          | 212.41        | 212.41     | -212.41  | 0.00              | -212.41   | -100.00     |
| 110-141-52175   | Loan Star Grant Supplies        | 0.00          | 0.00          | 0.00       | 0.00     | 0.00              | 0.00      | 0.00        |
| 110-141-52176   | Periodicals                     | 2,000.00      | 1,319.66      | 1,319.66   | 680.34   | 0.00              | 680.34    | 34.02       |
| 110-141-52177   | Library Books                   | 20,236.00     | 19,152.17     | 19,152.17  | 1,083.83 | 0.00              | 1,083.83  | 5.36        |
| 110-141-52178   | Books on CD/Movies              | 3,000.00      | 2,790.78      | 2,790.78   | 209.22   | 0.00              | 209.22    | 6.97        |
| 110-141-52179   | E-Books                         | 0.00          | 0.00          | 0.00       | 0.00     | 0.00              | 0.00      | 0.00        |
| 110-141-52211   | Office Furniture (<\$5K)        | 0.00          | 0.00          | 0.00       | 0.00     | 0.00              | 0.00      | 0.00        |
| 110-141-52212   | Communication Equipment         | 0.00          | 0.00          | 0.00       | 0.00     | 0.00              | 0.00      | 0.00        |
| 110-141-52214   | Computer Hardware               | 0.00          | 0.00          | 0.00       | 0.00     | 0.00              | 0.00      | 0.00        |
| 110-141-52215   | Computer Software               | 0.00          | 0.00          | 0.00       | 0.00     | 0.00              | 0.00      | 0.00        |
| 110-141-52216   | Computer Accessories            | 1,000.00      | 994.57        | 994.57     | 5.43     | 0.00              | 5.43      | 0.54        |
| 110-141-52217   | Instruments/Apparatus           | 0.00          | 0.00          | 0.00       | 0.00     | 0.00              | 0.00      | 0.00        |
| 110-141-52218   | General Electronic Equipment    | 0.00          | 0.00          | 0.00       | 0.00     | 0.00              | 0.00      | 0.00        |
| 110-141-52219   | Other Office Equipment          | 0.00          | 0.00          | 0.00       | 0.00     | 0.00              | 0.00      | 0.00        |
| 110-141-53152   | Cleaning Supplies               | 0.00          | 0.00          | 0.00       | 0.00     | 0.00              | 0.00      | 0.00        |
| E54 Sub Totals: |                                 | 36,516.00     | 34,472.07     | 34,472.07  | 2,043.93 | 0.00              | 2,043.93  | 5.60        |
| E60             | Non-CIP Capital Outlay          |               |               |            |          |                   |           |             |
| 110-141-57111   | Office Furniture (>\$5K)        | 0.00          | 0.00          | 0.00       | 0.00     | 0.00              | 0.00      | 0.00        |

Item # 27

| Account Number | Description             | Budget Amount | Period Amount | YTD Amount | YTD Var   | Encumbered Amount | Available | % Available |
|----------------|-------------------------|---------------|---------------|------------|-----------|-------------------|-----------|-------------|
| 110-141-57112  | Communication Equipment | 0.00          | 0.00          | 0.00       | 0.00      | 0.00              | 0.00      | 0.00        |
| 110-141-57114  | Computer Equipment      | 0.00          | 0.00          | 0.00       | 0.00      | 0.00              | 0.00      | 0.00        |
| 110-141-57115  | Instruments/Apparatus   | 0.00          | 0.00          | 0.00       | 0.00      | 0.00              | 0.00      | 0.00        |
| 110-141-57117  | Other Capital Outlay    | 0.00          | 0.00          | 0.00       | 0.00      | 0.00              | 0.00      | 0.00        |
|                | E60 Sub Totals:         | 0.00          | 0.00          | 0.00       | 0.00      | 0.00              | 0.00      | 0.00        |
|                | Expense Sub Totals:     | 386,857.00    | 375,690.77    | 375,690.77 | 11,166.23 | 0.00              | 11,166.23 | 2.89        |
|                | Dept 141 Sub Totals:    | 386,857.00    | 375,690.77    | 375,690.77 | 11,166.23 | 0.00              | 11,166.23 | 2.89        |

| Account Number | Description                   | Budget Amount       | Period Amount       | YTD Amount          | YTD Var           | Encumbered Amount | Available        | % Available |
|----------------|-------------------------------|---------------------|---------------------|---------------------|-------------------|-------------------|------------------|-------------|
| Dept 110-151   | Police - Operations           |                     |                     |                     |                   |                   |                  |             |
| E50            | Personnel                     |                     |                     |                     |                   |                   |                  |             |
| 110-151-51111  | Regular Full Time Wages       | 2,188,775.00        | 1,820,684.00        | 1,820,684.00        | 368,091.00        | 0.00              | 368,091.00       | 16.82       |
| 110-151-51112  | Regular Part Time Wages       | 0.00                | 0.00                | 0.00                | 0.00              | 0.00              | 0.00             | 0.00        |
| 110-151-51113  | Temporary/Seasonal Wages      | 0.00                | 0.00                | 0.00                | 0.00              | 0.00              | 0.00             | 0.00        |
| 110-151-51114  | Overtime Wages                | 92,500.00           | 125,896.06          | 125,896.06          | -33,396.06        | 0.00              | -33,396.06       | -100.00     |
| 110-151-51115  | Shift Pay                     | 0.00                | 0.00                | 0.00                | 0.00              | 0.00              | 0.00             | 0.00        |
| 110-151-51121  | Vacation Leave                | 0.00                | 70,484.40           | 70,484.40           | -70,484.40        | 0.00              | -70,484.40       | -100.00     |
| 110-151-51122  | Sick Leave - Regular          | 0.00                | 8,175.96            | 8,175.96            | -8,175.96         | 0.00              | -8,175.96        | -100.00     |
| 110-151-51123  | Sick Leave - Civil Service    | 4,000.00            | 130,629.63          | 130,629.63          | -126,629.63       | 0.00              | -126,629.63      | -100.00     |
| 110-151-51127  | Cost of Living Adjustment     | 0.00                | 0.00                | 0.00                | 0.00              | 0.00              | 0.00             | 0.00        |
| 110-151-51128  | Merit Increase                | 0.00                | 0.00                | 0.00                | 0.00              | 0.00              | 0.00             | 0.00        |
| 110-151-51131  | Longevity Pay                 | 10,152.00           | 10,008.00           | 10,008.00           | 144.00            | 0.00              | 144.00           | 1.42        |
| 110-151-51132  | Clothing Allowance            | 4,800.00            | 4,800.00            | 4,800.00            | 0.00              | 0.00              | 0.00             | 0.00        |
| 110-151-51133  | Car Allowance                 | 6,000.00            | 6,000.00            | 6,000.00            | 0.00              | 0.00              | 0.00             | 0.00        |
| 110-151-51134  | Language Incentive            | 16,500.00           | 14,475.00           | 14,475.00           | 2,025.00          | 0.00              | 2,025.00         | 12.27       |
| 110-151-51135  | Certification Incentive       | 9,000.00            | 9,058.12            | 9,058.12            | -58.12            | 0.00              | -58.12           | -100.00     |
| 110-151-51141  | FICA/Social Security          | 178,377.00          | 151,833.15          | 151,833.15          | 26,543.85         | 0.00              | 26,543.85        | 14.88       |
| 110-151-51142  | Workers Compensation          | 0.00                | 0.00                | 0.00                | 0.00              | 0.00              | 0.00             | 0.00        |
| 110-151-51143  | State Unemployment Taxes      | 0.00                | 0.00                | 0.00                | 0.00              | 0.00              | 0.00             | 0.00        |
| 110-151-51144  | Retirement - TMRS             | 182,078.00          | 171,226.42          | 171,226.42          | 10,851.58         | 0.00              | 10,851.58        | 5.96        |
| 110-151-51151  | Health Insurance              | 161,379.00          | 155,100.79          | 155,100.79          | 6,278.21          | 0.00              | 6,278.21         | 3.89        |
| 110-151-51152  | Dental Insurance              | 12,959.00           | 12,598.25           | 12,598.25           | 360.75            | 0.00              | 360.75           | 2.78        |
| 110-151-51153  | Life Insurance                | 1,778.00            | 1,706.96            | 1,706.96            | 71.04             | 0.00              | 71.04            | 4.00        |
| 110-151-51154  | ST/LT Disability Insurance    | 13,089.00           | 13,164.85           | 13,164.85           | -75.85            | 0.00              | -75.85           | -100.00     |
| 110-151-51156  | Vision Insurance              | 4,104.00            | 3,993.36            | 3,993.36            | 110.64            | 0.00              | 110.64           | 2.70        |
| 110-151-51157  | AD&D                          | 328.00              | 329.93              | 329.93              | -1.93             | 0.00              | -1.93            | -100.00     |
|                | E50 Sub Totals:               | 2,885,819.00        | 2,710,164.88        | 2,710,164.88        | 175,654.12        | 0.00              | 175,654.12       | 6.09        |
| E52            | Contractual Services          |                     |                     |                     |                   |                   |                  |             |
| 110-151-51171  | Travel - City Business        | 1,500.00            | 293.25              | 293.25              | 1,206.75          | 0.00              | 1,206.75         | 80.45       |
| 110-151-51172  | Travel - Employee Recruitment | 0.00                | 0.00                | 0.00                | 0.00              | 0.00              | 0.00             | 0.00        |
| 110-151-51173  | Travel-Training & Conferences | 13,000.00           | 7,455.93            | 7,455.93            | 5,544.07          | 0.00              | 5,544.07         | 42.65       |
| 110-151-51174  | Training & Conf (Non-Travel)  | 16,000.00           | 14,314.09           | 14,314.09           | 1,685.91          | 1,144.00          | 541.91           | 3.39        |
| 110-151-51175  | Mileage-Reimbursement         | 0.00                | 0.00                | 0.00                | 0.00              | 0.00              | 0.00             | 0.00        |
| 110-151-51176  | Travel - Tolls & Parking      | 0.00                | 17.00               | 17.00               | -17.00            | 0.00              | -17.00           | -100.00     |
| 110-151-51181  | N/A - Training/Registration   | 0.00                | 0.00                | 0.00                | 0.00              | 0.00              | 0.00             | 0.00        |
| 110-151-51183  | Memberships and Dues          | 2,000.00            | 1,909.00            | 1,909.00            | 91.00             | 0.00              | 91.00            | 4.55        |
| 110-151-51184  | Subscription and Books        | 3,510.00            | 1,066.65            | 1,066.65            | 2,443.35          | 0.00              | 2,443.35         | 69.61       |
| 110-151-51185  | Tuition                       | 0.00                | 0.00                | 0.00                | 0.00              | 0.00              | 0.00             | 0.00        |
| 110-151-52117  | Postage                       | 6,170.00            | 874.75              | 874.75              | 5,295.25          | 0.00              | 5,295.25         | 85.82       |
| 110-151-53111  | Long Term Facility Lease      | 0.00                | 0.00                | 0.00                | 0.00              | 0.00              | 0.00             | 0.00        |
| 110-151-53121  | Light & Power                 | 15,243.00           | 0.00                | 0.00                | 15,243.00         | 0.00              | 15,243.00        | 100.00      |
| 110-151-53122  | Natural Gas/Propane           | 0.00                | 0.00                | 0.00                | 0.00              | 0.00              | 0.00             | 0.00        |
| 110-151-53123  | Telephone System              | 0.00                | 0.00                | 0.00                | 0.00              | 0.00              | 0.00             | 0.00        |
| 110-151-53124  | Cell Phones/Pagers            | 9,900.00            | 13,809.15           | 13,809.15           | -3,909.15         | 0.00              | -3,909.15        | -100.00     |
|                | E52 Sub Totals:               | 99,000.00           | 13,809.15           | 13,809.15           | -85,190.85        | 0.00              | -85,190.85       | -86.05      |
|                | <b>Total</b>                  | <b>2,984,819.00</b> | <b>2,723,974.03</b> | <b>2,723,974.03</b> | <b>260,844.97</b> | <b>0.00</b>       | <b>89,463.27</b> | <b>2.99</b> |

| Account Number | Description                    | Budget Amount | Period Amount | YTD Amount | YTD Var    | Encumbered Amount | Available  | % Available |
|----------------|--------------------------------|---------------|---------------|------------|------------|-------------------|------------|-------------|
| 110-151-53125  | Internet Service               | 4,902.64      | 0.00          | 0.00       | 4,902.64   | 0.00              | 4,902.64   | 100.00      |
| 110-151-53126  | Wireless Data Services         | 6,480.00      | 10,690.12     | 10,690.12  | -4,210.12  | 0.00              | -4,210.12  | -100.00     |
| 110-151-53127  | Water/Sewer/Trash              | 0.00          | 0.00          | 0.00       | 0.00       | 0.00              | 0.00       | 0.00        |
| 110-151-53129  | Radio Service/Lease            | 21,508.00     | 17,073.90     | 17,073.90  | 4,434.10   | 0.00              | 4,434.10   | 20.62       |
| 110-151-53132  | Electrical Repairs             | 0.00          | 0.00          | 0.00       | 0.00       | 0.00              | 0.00       | 0.00        |
| 110-151-53133  | Heating/Cooling Repairs        | 0.00          | 0.00          | 0.00       | 0.00       | 0.00              | 0.00       | 0.00        |
| 110-151-53134  | Plumbing Repairs               | 0.00          | 0.00          | 0.00       | 0.00       | 0.00              | 0.00       | 0.00        |
| 110-151-53141  | Grounds Maintenance/Repair     | 0.00          | 0.00          | 0.00       | 0.00       | 0.00              | 0.00       | 0.00        |
| 110-151-53149  | Misc Facility Repairs/Maint    | 0.00          | 0.00          | 0.00       | 0.00       | 0.00              | 0.00       | 0.00        |
| 110-151-53151  | Janitorial Service - Contract  | 0.00          | 0.00          | 0.00       | 0.00       | 0.00              | 0.00       | 0.00        |
| 110-151-54112  | Light Equipment Rental         | 0.00          | 0.00          | 0.00       | 0.00       | 0.00              | 0.00       | 0.00        |
| 110-151-54131  | Motor Vehicle Repair/Maint     | 22,500.00     | 37,490.17     | 37,490.17  | -14,990.17 | 0.00              | -14,990.17 | -100.00     |
| 110-151-54132  | Repair/Maintenance - Minor     | 0.00          | 5.27          | 5.27       | -5.27      | 0.00              | -5.27      | -100.00     |
| 110-151-54134  | Equipment Maint - Motorcycles  | 10,000.00     | 4,698.29      | 4,698.29   | 5,301.71   | 2,229.30          | 3,072.41   | 30.72       |
| 110-151-54141  | Extended Warranty              | 0.00          | 0.00          | 0.00       | 0.00       | 0.00              | 0.00       | 0.00        |
| 110-151-54143  | Inspection/Registration/Etc    | 0.00          | 562.50        | 562.50     | -562.50    | 0.00              | -562.50    | -100.00     |
| 110-151-54148  | Body Shop Repairs              | 0.00          | 5,562.75      | 5,562.75   | -5,562.75  | 0.00              | -5,562.75  | -100.00     |
| 110-151-54154  | Other Equip Maint/Repair       | 0.00          | 0.00          | 0.00       | 0.00       | 0.00              | 0.00       | 0.00        |
| 110-151-54162  | Oil & Lube Svc/Seasonal Maint  | 1,500.00      | 4,117.39      | 4,117.39   | -2,617.39  | 0.00              | -2,617.39  | -100.00     |
| 110-151-54164  | Car Washes (& Tokens)          | 1,000.00      | 1,350.00      | 1,350.00   | -350.00    | 0.00              | -350.00    | -100.00     |
| 110-151-54171  | Office Equipment Maint/Repair  | 0.00          | 0.00          | 0.00       | 0.00       | 0.00              | 0.00       | 0.00        |
| 110-151-54172  | Computer Equip Maint/Repair    | 3,597.36      | 0.00          | 0.00       | 3,597.36   | 0.00              | 3,597.36   | 100.00      |
| 110-151-54173  | Communication Equip Repair     | 5,000.00      | 2,929.09      | 2,929.09   | 2,070.91   | 1,294.46          | 776.45     | 15.53       |
| 110-151-54175  | Office Equipment Rental        | 0.00          | 151.00        | 151.00     | -151.00    | 0.00              | -151.00    | -100.00     |
| 110-151-54176  | Equipment Rental - Motorcycles | 9,600.00      | 4,680.00      | 4,680.00   | 4,920.00   | 4,680.00          | 240.00     | 2.50        |
| 110-151-54177  | Rental - Storage               | 0.00          | 0.00          | 0.00       | 0.00       | 0.00              | 0.00       | 0.00        |
| 110-151-55111  | Legal Services                 | 30,500.00     | 22,343.96     | 22,343.96  | 8,156.04   | 0.00              | 8,156.04   | 26.74       |
| 110-151-55112  | Litigation/Mediation           | 0.00          | 0.00          | 0.00       | 0.00       | 0.00              | 0.00       | 0.00        |
| 110-151-55115  | Medical Services/Drug Testing  | 200.00        | 0.00          | 0.00       | 200.00     | 0.00              | 200.00     | 100.00      |
| 110-151-55116  | Veterinarian Services          | 1,500.00      | 1,371.88      | 1,371.88   | 128.12     | 0.00              | 128.12     | 8.54        |
| 110-151-55117  | Other Professional Services    | 1,000.00      | 460.04        | 460.04     | 539.96     | 0.00              | 539.96     | 54.00       |
| 110-151-55211  | County Recording Fees          | 4,000.00      | 0.00          | 0.00       | 4,000.00   | 0.00              | 4,000.00   | 100.00      |
| 110-151-55225  | Insurance & Bonds              | 0.00          | 0.00          | 0.00       | 0.00       | 0.00              | 0.00       | 0.00        |
| 110-151-55241  | Outside Printing               | 2,500.00      | 3,923.76      | 3,923.76   | -1,423.76  | 344.00            | -1,767.76  | -100.00     |
| 110-151-55242  | Delivery/Courier Service       | 200.00        | 1,749.71      | 1,749.71   | -1,549.71  | 0.00              | -1,549.71  | -100.00     |
| 110-151-55243  | Advertising                    | 0.00          | 149.75        | 149.75     | -149.75    | 0.00              | -149.75    | -100.00     |
| 110-151-55246  | New Hire Screening             | 0.00          | 0.00          | 0.00       | 0.00       | 0.00              | 0.00       | 0.00        |
| 110-151-55247  | Relocation Expenses            | 0.00          | 0.00          | 0.00       | 0.00       | 0.00              | 0.00       | 0.00        |
| 110-151-55313  | SM-Hays Co Animal Control      | 57,280.00     | 59,864.00     | 59,864.00  | -2,584.00  | 0.00              | -2,584.00  | -100.00     |
| 110-151-55329  | Other Contract Services        | 16,000.53     | 5,901.72      | 5,901.72   | 10,098.81  | 0.00              | 10,098.81  | 63.12       |
| 110-151-55331  | IT Service Maint/License Fees  | 5,000.00      | 250.00        | 250.00     | 4,750.00   | 0.00              | 4,750.00   | 95.00       |
| 110-151-55332  | IT Hosting Services            | 0.00          | 0.00          | 0.00       | 0.00       | 0.00              | 0.00       | 0.00        |
| 110-151-55337  | IT Warranties                  | 0.00          | 0.00          | 0.00       | 0.00       | 0.00              | 0.00       | 0.00        |
| 110-151-55342  | Landscaping/Groundskeeping     | 0.00          | 0.00          | 0.00       | 0.00       | 0.00              | 0.00       | 0.00        |
| 110-151-55441  | Streets/Drains/Sidewalks       | 0.00          | 0.00          | 0.00       | 0.00       | 0.00              | 0.00       | 0.00        |
| 110-151-55610  | Services - Investigations      | 0.00          | 0.00          | 0.00       | 0.00       | 0.00              | 0.00       | 0.00        |

Item # 27

| Account Number  | Description                     | Budget Amount | Period Amount | YTD Amount | YTD Var    | Encumbered Amount | Available  | % Available |
|-----------------|---------------------------------|---------------|---------------|------------|------------|-------------------|------------|-------------|
| 110-151-55617   | Services - Temporary Employment | 0.00          | 0.00          | 0.00       | 0.00       | 0.00              | 0.00       | 0.00        |
| 110-151-55618   | Services - Towing               | 0.00          | 0.00          | 0.00       | 0.00       | 0.00              | 0.00       | 0.00        |
| 110-151-55619   | Services - Translator           | 0.00          | 0.00          | 0.00       | 0.00       | 0.00              | 0.00       | 0.00        |
| 110-151-55631   | Services - Medical Exams        | 0.00          | 5,161.00      | 5,161.00   | -5,161.00  | 0.00              | -5,161.00  | -100.00     |
| E52 Sub Totals: |                                 | 271,591.53    | 230,226.12    | 230,226.12 | 41,365.41  | 9,691.76          | 31,673.65  | 11.66       |
| E54             | Commodities                     |               |               |            |            |                   |            |             |
| 110-151-51161   | Uniforms (Buy)                  | 60,410.00     | 44,783.23     | 44,783.23  | 15,626.77  | 16,185.16         | -558.39    | -100.00     |
| 110-151-52111   | General Office Supplies         | 15,651.00     | 17,930.58     | 17,930.58  | -2,279.58  | 0.00              | -2,279.58  | -100.00     |
| 110-151-52113   | Copier/Printer/Plotter Supply   | 990.00        | 2,492.59      | 2,492.59   | -1,502.59  | 0.00              | -1,502.59  | -100.00     |
| 110-151-52115   | Computer Supplies               | 900.00        | 518.48        | 518.48     | 381.52     | 0.00              | 381.52     | 42.39       |
| 110-151-52118   | Office Security Supplies        | 540.00        | 250.40        | 250.40     | 289.60     | 0.00              | 289.60     | 53.63       |
| 110-151-52122   | Safety Signs and Barricades     | 0.00          | 0.00          | 0.00       | 0.00       | 0.00              | 0.00       | 0.00        |
| 110-151-52124   | Building Materials              | 0.00          | 0.00          | 0.00       | 0.00       | 0.00              | 0.00       | 0.00        |
| 110-151-52126   | Sand and Gravel                 | 0.00          | 0.00          | 0.00       | 0.00       | 0.00              | 0.00       | 0.00        |
| 110-151-52131   | Electrical/Plumbing Supplies    | 0.00          | 0.00          | 0.00       | 0.00       | 0.00              | 0.00       | 0.00        |
| 110-151-52141   | City Sponsored Event Supplies   | 1,350.00      | 888.38        | 888.38     | 461.62     | 0.00              | 461.62     | 34.19       |
| 110-151-52154   | Fire Prevention Supplies        | 500.00        | 793.21        | 793.21     | -293.21    | 0.00              | -293.21    | -100.00     |
| 110-151-52163   | Medical Supplies                | 450.00        | 135.56        | 135.56     | 314.44     | 0.00              | 314.44     | 69.88       |
| 110-151-52168   | Minor Tools/Instruments         | 2,970.00      | 1,972.34      | 1,972.34   | 997.66     | 0.00              | 997.66     | 33.59       |
| 110-151-52171   | Training Supplies               | 0.00          | 0.00          | 0.00       | 0.00       | 0.00              | 0.00       | 0.00        |
| 110-151-52172   | Misc Occasions Supplies         | 0.00          | 0.00          | 0.00       | 0.00       | 0.00              | 0.00       | 0.00        |
| 110-151-52173   | Food/Meals                      | 2,100.00      | 955.34        | 955.34     | 1,144.66   | 0.00              | 1,144.66   | 54.51       |
| 110-151-52174   | Misc Supplies                   | 0.00          | 0.00          | 0.00       | 0.00       | 0.00              | 0.00       | 0.00        |
| 110-151-52182   | Fire Arms Supplies              | 13,150.00     | 12,898.70     | 12,898.70  | 251.30     | 0.00              | 251.30     | 1.91        |
| 110-151-52183   | Investigative Supplies          | 3,240.00      | 2,213.17      | 2,213.17   | 1,026.83   | 0.00              | 1,026.83   | 31.69       |
| 110-151-52211   | Office Furniture (<\$5K)        | 900.00        | 179.00        | 179.00     | 721.00     | 0.00              | 721.00     | 80.11       |
| 110-151-52212   | Communication Equipment         | 0.00          | 0.00          | 0.00       | 0.00       | 0.00              | 0.00       | 0.00        |
| 110-151-52213   | Photographic Equipment          | 1,440.00      | 437.64        | 437.64     | 1,002.36   | 0.00              | 1,002.36   | 69.61       |
| 110-151-52214   | Computer Hardware               | 905.00        | 3,980.00      | 3,980.00   | -3,075.00  | 0.00              | -3,075.00  | -100.00     |
| 110-151-52215   | Computer Software               | 2,340.00      | 2,078.13      | 2,078.13   | 261.87     | 0.00              | 261.87     | 11.19       |
| 110-151-52216   | Computer Accessories            | 4,050.00      | 594.01        | 594.01     | 3,455.99   | 0.00              | 3,455.99   | 85.33       |
| 110-151-52217   | Instruments/Apparatus           | 450.00        | 1,122.65      | 1,122.65   | -672.65    | 0.00              | -672.65    | -100.00     |
| 110-151-52218   | General Electronic Equipment    | 450.00        | 1,110.00      | 1,110.00   | -660.00    | 0.00              | -660.00    | -100.00     |
| 110-151-52219   | Other Office Equipment          | 900.00        | 0.00          | 0.00       | 900.00     | 0.00              | 900.00     | 100.00      |
| 110-151-52227   | Animal Control Devices/Supply   | 3,500.00      | 2,877.22      | 2,877.22   | 622.78     | 0.00              | 622.78     | 17.79       |
| 110-151-52228   | Facility Maintenance Tools      | 0.00          | 0.00          | 0.00       | 0.00       | 0.00              | 0.00       | 0.00        |
| 110-151-52231   | Other Operational Equipment     | 0.00          | 1,871.83      | 1,871.83   | -1,871.83  | 0.00              | -1,871.83  | -100.00     |
| 110-151-52232   | Equipment - Radio w/Helmet Mic  | 11,200.00     | 774.40        | 774.40     | 10,425.60  | 10,337.62         | 87.98      | 0.79        |
| 110-151-52233   | Eqpment-Emergency Lights, Siren | 11,000.00     | 10,631.00     | 10,631.00  | 369.00     | 0.00              | 369.00     | 3.35        |
| 110-151-53152   | Cleaning Supplies               | 0.00          | 0.00          | 0.00       | 0.00       | 0.00              | 0.00       | 0.00        |
| 110-151-54161   | Fuel                            | 62,300.00     | 132,017.10    | 132,017.10 | -69,717.10 | 0.00              | -69,717.10 | -100.00     |
| 110-151-54163   | Tires/Batteries                 | 2,500.00      | 10,818.85     | 10,818.85  | -8,318.85  | 0.00              | -8,318.85  | -100.00     |
| E54 Sub Totals: |                                 | 204,186.00    | 254,323.81    | 254,323.81 | -50,137.81 | 26,522.78         | -76,660.59 | -100.00     |

Item # 27

| Account Number | Description                   | Budget Amount | Period Amount | YTD Amount   | YTD Var    | Encumbered Amount | Available  | % Available |
|----------------|-------------------------------|---------------|---------------|--------------|------------|-------------------|------------|-------------|
| E60            | Non-CIP Capital Outlay        |               |               |              |            |                   |            |             |
| 110-151-57111  | Office Furniture (>\$5K)      | 0.00          | 0.00          | 0.00         | 0.00       | 0.00              | 0.00       | 0.00        |
| 110-151-57112  | Communication Equipment       | 0.00          | 0.00          | 0.00         | 0.00       | 0.00              | 0.00       | 0.00        |
| 110-151-57114  | Computer Equipment            | 0.00          | 0.00          | 0.00         | 0.00       | 0.00              | 0.00       | 0.00        |
| 110-151-57115  | Instruments/Apparatus         | 0.00          | 0.00          | 0.00         | 0.00       | 0.00              | 0.00       | 0.00        |
| 110-151-57121  | Machine Tools/Apparatus       | 0.00          | 0.00          | 0.00         | 0.00       | 0.00              | 0.00       | 0.00        |
| 110-151-57122  | Light Equipment               | 0.00          | 0.00          | 0.00         | 0.00       | 0.00              | 0.00       | 0.00        |
| 110-151-57123  | Motor Vehicles                | 12,500.00     | 10,500.00     | 10,500.00    | 2,000.00   | 0.00              | 2,000.00   | 16.00       |
| 110-151-57126  | Lease - Motor Vehicles        | 61,176.00     | 56,376.00     | 56,376.00    | 4,800.00   | 0.00              | 4,800.00   | 7.85        |
| 110-151-57229  | Building & Storage Facilities | 0.00          | 0.00          | 0.00         | 0.00       | 0.00              | 0.00       | 0.00        |
|                | E60 Sub Totals:               | 73,676.00     | 66,876.00     | 66,876.00    | 6,800.00   | 0.00              | 6,800.00   | 9.23        |
|                | Expense Sub Totals:           | 3,435,272.53  | 3,261,590.81  | 3,261,590.81 | 173,681.72 | 36,214.54         | 137,467.18 | 4.00        |
|                | Dept 151 Sub Totals:          | 3,435,272.53  | 3,261,590.81  | 3,261,590.81 | 173,681.72 | 36,214.54         | 137,467.18 | 4.00        |



| Account Number  | Description                   | Budget Amount | Period Amount | YTD Amount | YTD Var    | Encumbered Amount | Available  | % Available |
|-----------------|-------------------------------|---------------|---------------|------------|------------|-------------------|------------|-------------|
| Dept 110-155    | Police - Support Services     |               |               |            |            |                   |            |             |
| E50             | Personnel                     |               |               |            |            |                   |            |             |
| 110-155-51111   | Regular Full Time Wages       | 415,484.00    | 366,456.03    | 366,456.03 | 49,027.97  | 0.00              | 49,027.97  | 11.80       |
| 110-155-51112   | Regular Part Time Wages       | 0.00          | 0.00          | 0.00       | 0.00       | 0.00              | 0.00       | 0.00        |
| 110-155-51113   | Temporary/Seasonal Wages      | 0.00          | 0.00          | 0.00       | 0.00       | 0.00              | 0.00       | 0.00        |
| 110-155-51114   | Overtime Wages                | 38,500.00     | 58,284.12     | 58,284.12  | -19,784.12 | 0.00              | -19,784.12 | -100.00     |
| 110-155-51121   | Vacation Leave                | 0.00          | 20,970.05     | 20,970.05  | -20,970.05 | 0.00              | -20,970.05 | -100.00     |
| 110-155-51122   | Sick Leave - Regular          | 0.00          | 10,725.77     | 10,725.77  | -10,725.77 | 0.00              | -10,725.77 | -100.00     |
| 110-155-51127   | Cost of Living Adjustment     | 0.00          | 0.00          | 0.00       | 0.00       | 0.00              | 0.00       | 0.00        |
| 110-155-51128   | Merit Increase                | 0.00          | 0.00          | 0.00       | 0.00       | 0.00              | 0.00       | 0.00        |
| 110-155-51131   | Longevity Pay                 | 1,440.00      | 1,008.00      | 1,008.00   | 432.00     | 0.00              | 432.00     | 30.00       |
| 110-155-51134   | Language Incentive            | 2,700.00      | 2,631.12      | 2,631.12   | 68.88      | 0.00              | 68.88      | 2.55        |
| 110-155-51135   | Certification Incentive       | 0.00          | 0.00          | 0.00       | 0.00       | 0.00              | 0.00       | 0.00        |
| 110-155-51141   | FICA/Social Security          | 35,046.00     | 32,130.85     | 32,130.85  | 2,915.15   | 0.00              | 2,915.15   | 8.32        |
| 110-155-51142   | Workers Compensation          | 0.00          | 0.00          | 0.00       | 0.00       | 0.00              | 0.00       | 0.00        |
| 110-155-51143   | State Unemployment Taxes      | 0.00          | 0.00          | 0.00       | 0.00       | 0.00              | 0.00       | 0.00        |
| 110-155-51144   | Retirement - TMRS             | 37,108.00     | 35,992.48     | 35,992.48  | 1,115.52   | 0.00              | 1,115.52   | 3.01        |
| 110-155-51151   | Health Insurance              | 50,962.00     | 47,694.48     | 47,694.48  | 3,267.52   | 0.00              | 3,267.52   | 6.41        |
| 110-155-51152   | Dental Insurance              | 4,092.00      | 3,827.53      | 3,827.53   | 264.47     | 0.00              | 264.47     | 6.46        |
| 110-155-51153   | Life Insurance                | 547.00        | 522.59        | 522.59     | 24.41      | 0.00              | 24.41      | 4.46        |
| 110-155-51154   | ST/LT Disability Insurance    | 2,571.00      | 2,651.76      | 2,651.76   | -80.76     | 0.00              | -80.76     | -100.00     |
| 110-155-51156   | Vision Insurance              | 1,296.00      | 1,172.64      | 1,172.64   | 123.36     | 0.00              | 123.36     | 9.52        |
| 110-155-51157   | AD&D                          | 96.00         | 90.79         | 90.79      | 5.21       | 0.00              | 5.21       | 5.43        |
| E50 Sub Totals: |                               | 589,842.00    | 584,158.21    | 584,158.21 | 5,683.79   | 0.00              | 5,683.79   | 0.96        |
| E51             | Contractual Services          |               |               |            |            |                   |            |             |
| 110-155-51171   | Travel - City Business        | 0.00          | 0.00          | 0.00       | 0.00       | 0.00              | 0.00       | 0.00        |
| 110-155-51172   | Travel - Employee Recruitment | 0.00          | 0.00          | 0.00       | 0.00       | 0.00              | 0.00       | 0.00        |
| 110-155-51173   | Travel-Training & Conferences | 3,000.00      | 1,217.38      | 1,217.38   | 1,782.62   | 0.00              | 1,782.62   | 59.42       |
| 110-155-51174   | Training & Conf (Non-Travel)  | 0.00          | 0.00          | 0.00       | 0.00       | 0.00              | 0.00       | 0.00        |
| 110-155-51175   | Mileage-Reimbursement         | 0.00          | 0.00          | 0.00       | 0.00       | 0.00              | 0.00       | 0.00        |
| 110-155-51183   | Memberships and Dues          | 0.00          | 0.00          | 0.00       | 0.00       | 0.00              | 0.00       | 0.00        |
| 110-155-51184   | Subscription and Books        | 0.00          | 0.00          | 0.00       | 0.00       | 0.00              | 0.00       | 0.00        |
| 110-155-51185   | Tuition                       | 0.00          | 0.00          | 0.00       | 0.00       | 0.00              | 0.00       | 0.00        |
| 110-155-52117   | Postage                       | 0.00          | 0.00          | 0.00       | 0.00       | 0.00              | 0.00       | 0.00        |
| 110-155-53123   | Telephone System              | 0.00          | 0.00          | 0.00       | 0.00       | 0.00              | 0.00       | 0.00        |
| 110-155-53124   | Cell Phones/Pagers            | 0.00          | 0.00          | 0.00       | 0.00       | 0.00              | 0.00       | 0.00        |
| 110-155-54173   | Communication Equip Repair    | 0.00          | 103.00        | 103.00     | -103.00    | 0.00              | -103.00    | -100.00     |
| 110-155-55225   | Insurance & Bonds             | 0.00          | 0.00          | 0.00       | 0.00       | 0.00              | 0.00       | 0.00        |
| 110-155-55246   | New Hire Screening            | 0.00          | 0.00          | 0.00       | 0.00       | 0.00              | 0.00       | 0.00        |
| 110-155-55329   | Other Contract Services       | 4,400.00      | 550.00        | 550.00     | 3,850.00   | 0.00              | 3,850.00   | 87.50       |
| 110-155-55331   | IT Service Maint/License Fees | 0.00          | 0.00          | 0.00       | 0.00       | 0.00              | 0.00       | 0.00        |
| E52 Sub Totals: |                               | 7,400.00      | 1,870.38      | 1,870.38   | 5,529.62   | 0.00              | 5,529.62   | 74.72       |
| E54             | Commodities                   |               |               |            |            |                   |            |             |

Item # 27

| Account Number | Description                   | Budget Amount | Period Amount | YTD Amount | YTD Var   | Encumbered Amount | Available | % Available |
|----------------|-------------------------------|---------------|---------------|------------|-----------|-------------------|-----------|-------------|
| 110-155-51161  | Uniforms (Buy)                | 0.00          | 307.41        | 307.41     | -307.41   | 0.00              | -307.41   | -100.00     |
| 110-155-52111  | General Office Supplies       | 0.00          | 0.00          | 0.00       | 0.00      | 0.00              | 0.00      | 0.00        |
| 110-155-52115  | Computer Supplies             | 0.00          | 0.00          | 0.00       | 0.00      | 0.00              | 0.00      | 0.00        |
| 110-155-52118  | Office Security Supplies      | 0.00          | 0.00          | 0.00       | 0.00      | 0.00              | 0.00      | 0.00        |
| 110-155-52141  | City Sponsored Event Supplies | 0.00          | 0.00          | 0.00       | 0.00      | 0.00              | 0.00      | 0.00        |
| 110-155-52163  | Medical Supplies              | 0.00          | 0.00          | 0.00       | 0.00      | 0.00              | 0.00      | 0.00        |
| 110-155-52168  | Minor Tools/Instruments       | 0.00          | 0.00          | 0.00       | 0.00      | 0.00              | 0.00      | 0.00        |
| 110-155-52171  | Training Supplies             | 0.00          | 0.00          | 0.00       | 0.00      | 0.00              | 0.00      | 0.00        |
| 110-155-52172  | Misc Occasions Supplies       | 0.00          | 0.00          | 0.00       | 0.00      | 0.00              | 0.00      | 0.00        |
| 110-155-52173  | Food/Meals                    | 0.00          | 0.00          | 0.00       | 0.00      | 0.00              | 0.00      | 0.00        |
| 110-155-52174  | Misc Supplies                 | 0.00          | 0.00          | 0.00       | 0.00      | 0.00              | 0.00      | 0.00        |
| 110-155-52211  | Office Furniture (<\$5K)      | 0.00          | 0.00          | 0.00       | 0.00      | 0.00              | 0.00      | 0.00        |
| 110-155-52212  | Communication Equipment       | 2,074.00      | 1,134.68      | 1,134.68   | 939.32    | 0.00              | 939.32    | 45.29       |
| 110-155-52214  | Computer Hardware             | 0.00          | 0.00          | 0.00       | 0.00      | 0.00              | 0.00      | 0.00        |
| 110-155-52216  | Computer Accessories          | 0.00          | 0.00          | 0.00       | 0.00      | 0.00              | 0.00      | 0.00        |
|                | E54 Sub Totals:               | 2,074.00      | 1,442.09      | 1,442.09   | 631.91    | 0.00              | 631.91    | 30.47       |
| E60            | Non-CIP Capital Outlay        |               |               |            |           |                   |           |             |
| 110-155-57111  | Office Furniture (>\$5K)      | 0.00          | 0.00          | 0.00       | 0.00      | 0.00              | 0.00      | 0.00        |
| 110-155-57112  | Communication Equipment       | 0.00          | 0.00          | 0.00       | 0.00      | 0.00              | 0.00      | 0.00        |
| 110-155-57114  | Computer Equipment            | 0.00          | 0.00          | 0.00       | 0.00      | 0.00              | 0.00      | 0.00        |
| 110-155-57115  | Instruments/Apparatus         | 0.00          | 0.00          | 0.00       | 0.00      | 0.00              | 0.00      | 0.00        |
|                | E60 Sub Totals:               | 0.00          | 0.00          | 0.00       | 0.00      | 0.00              | 0.00      | 0.00        |
|                | Expense Sub Totals:           | 599,316.00    | 587,470.68    | 587,470.68 | 11,845.32 | 0.00              | 11,845.32 | 1.98        |
|                | Dept 155 Sub Totals:          | 599,316.00    | 587,470.68    | 587,470.68 | 11,845.32 | 0.00              | 11,845.32 | 1.98        |

| Account Number       | Description                   | Budget Amount | Period Amount | YTD Amount | YTD Var | Encumbered Amount | Available | % Available |
|----------------------|-------------------------------|---------------|---------------|------------|---------|-------------------|-----------|-------------|
| Dept 110-156         | Public Safety                 |               |               |            |         |                   |           |             |
| E52                  | Contractual Services          |               |               |            |         |                   |           |             |
| 110-156-51175        | Mileage-Reimbursement         | 0.00          | 0.00          | 0.00       | 0.00    | 0.00              | 0.00      | 0.00        |
| 110-156-53127        | Water/Sewer/Trash             | 0.00          | 0.00          | 0.00       | 0.00    | 0.00              | 0.00      | 0.00        |
| 110-156-54148        | Body Shop Repairs             | 0.00          | 0.00          | 0.00       | 0.00    | 0.00              | 0.00      | 0.00        |
| 110-156-54154        | Other Equip Maint/Repair      | 0.00          | 0.00          | 0.00       | 0.00    | 0.00              | 0.00      | 0.00        |
| 110-156-55225        | Insurance & Bonds             | 0.00          | 0.00          | 0.00       | 0.00    | 0.00              | 0.00      | 0.00        |
| 110-156-55312        | SM-Hays Co Emerg Medical      | 273,900.00    | 273,885.96    | 273,885.96 | 14.04   | 0.00              | 14.04     | 0.01        |
| 110-156-55316        | Kyle Fire Dept                | 5,000.00      | 5,000.00      | 5,000.00   | 0.00    | 0.00              | 0.00      | 0.00        |
| 110-156-55329        | Other Contract Services       | 0.00          | 0.00          | 0.00       | 0.00    | 0.00              | 0.00      | 0.00        |
| 110-156-58150        | Other Contributions           | 0.00          | 0.00          | 0.00       | 0.00    | 0.00              | 0.00      | 0.00        |
| E52 Sub Totals:      |                               | 278,900.00    | 278,885.96    | 278,885.96 | 14.04   | 0.00              | 14.04     | 0.01        |
| E60                  | Non-CIP Capital Outlay        |               |               |            |         |                   |           |             |
| 110-156-57222        | Capital Improv - Construction | 0.00          | 0.00          | 0.00       | 0.00    | 0.00              | 0.00      | 0.00        |
| E60 Sub Totals:      |                               | 0.00          | 0.00          | 0.00       | 0.00    | 0.00              | 0.00      | 0.00        |
| Expense Sub Totals:  |                               | 278,900.00    | 278,885.96    | 278,885.96 | 14.04   | 0.00              | 14.04     | 0.01        |
| Dept 156 Sub Totals: |                               | 278,900.00    | 278,885.96    | 278,885.96 | 14.04   | 0.00              | 14.04     | 0.01        |

| Account Number  | Description                   | Budget Amount | Period Amount | YTD Amount | YTD Var   | Encumbered Amount | Available | % Available |
|-----------------|-------------------------------|---------------|---------------|------------|-----------|-------------------|-----------|-------------|
| Dept 110-161    | Street Construction/Maint     |               | 175,320.92    | 175,320.92 | 82,422.08 | 0.00              | 82,422.08 | 31.98       |
| E50             | Personnel                     | 257,743.00    | 0.00          | 0.00       | 0.00      | 0.00              | 0.00      | 0.00        |
| 110-161-51111   | Regular Full Time Wages       | 0.00          | 0.00          | 0.00       | 0.00      | 0.00              | 0.00      | 0.00        |
| 110-161-51112   | Regular Part Time Wages       | 0.00          | 0.00          | 0.00       | 0.00      | 0.00              | 0.00      | 0.00        |
| 110-161-51113   | Temporary/Seasonal Wages      | 6,000.00      | 4,571.67      | 4,571.67   | 1,428.33  | 0.00              | 1,428.33  | 23.81       |
| 110-161-51114   | Overtime Wages                | 0.00          | 6,826.19      | 6,826.19   | -6,826.19 | 0.00              | -6,826.19 | -100.00     |
| 110-161-51121   | Vacation Leave                | 0.00          | 5,974.43      | 5,974.43   | -5,974.43 | 0.00              | -5,974.43 | -100.00     |
| 110-161-51122   | Sick Leave - Regular          | 0.00          | 0.00          | 0.00       | 0.00      | 0.00              | 0.00      | 0.00        |
| 110-161-51127   | Cost of Living Adjustment     | 0.00          | 0.00          | 0.00       | 0.00      | 0.00              | 0.00      | 0.00        |
| 110-161-51128   | Merit Increase                | 0.00          | 0.00          | 0.00       | 0.00      | 0.00              | 0.00      | 0.00        |
| 110-161-51131   | Longevity Pay                 | 1,584.00      | 1,008.00      | 1,008.00   | 576.00    | 0.00              | 576.00    | 36.36       |
| 110-161-51135   | Certifications/Incentives     | 0.00          | 0.00          | 0.00       | 0.00      | 0.00              | 0.00      | 0.00        |
| 110-161-51141   | FICA/Social Security          | 20,298.00     | 13,006.18     | 13,006.18  | 7,291.82  | 0.00              | 7,291.82  | 35.92       |
| 110-161-51142   | Workers Compensation          | 0.00          | 0.00          | 0.00       | 0.00      | 0.00              | 0.00      | 0.00        |
| 110-161-51143   | State Unemployment Taxes      | 0.00          | 0.00          | 0.00       | 0.00      | 0.00              | 0.00      | 0.00        |
| 110-161-51144   | Retirement - TMRS             | 21,491.00     | 14,876.27     | 14,876.27  | 6,614.73  | 0.00              | 6,614.73  | 30.78       |
| 110-161-51151   | Health Insurance              | 28,666.00     | 19,788.58     | 19,788.58  | 8,877.42  | 0.00              | 8,877.42  | 30.97       |
| 110-161-51152   | Dental Insurance              | 2,302.00      | 1,603.13      | 1,603.13   | 698.87    | 0.00              | 698.87    | 30.36       |
| 110-161-51153   | Life Insurance                | 342.00        | 231.78        | 231.78     | 110.22    | 0.00              | 110.22    | 32.23       |
| 110-161-51154   | ST/LT Disability Insurance    | 1,498.00      | 1,109.32      | 1,109.32   | 388.68    | 0.00              | 388.68    | 25.95       |
| 110-161-51156   | Vision Insurance              | 729.00        | 508.48        | 508.48     | 220.52    | 0.00              | 220.52    | 30.25       |
| 110-161-51157   | AD&D                          | 59.00         | 54.22         | 54.22      | 4.78      | 0.00              | 4.78      | 8.10        |
| E50 Sub Totals: |                               | 340,712.00    | 244,879.17    | 244,879.17 | 95,832.83 | 0.00              | 95,832.83 | 28.13       |
| E51             | Contractual Services          |               | 3,867.20      | 3,867.20   | 1,465.80  | 0.00              | 1,465.80  | 27.49       |
| 110-161-51162   | Uniform Rental                | 5,333.00      | 0.00          | 0.00       | 0.00      | 0.00              | 0.00      | 0.00        |
| 110-161-51171   | Travel - City Business        | 0.00          | 0.00          | 0.00       | 0.00      | 0.00              | 0.00      | 0.00        |
| 110-161-51172   | Travel - Employee Recruitment | 0.00          | 0.00          | 0.00       | 0.00      | 0.00              | 0.00      | 0.00        |
| 110-161-51173   | Travel-Training & Conferences | 1,008.00      | 0.00          | 0.00       | 1,008.00  | 0.00              | 1,008.00  | 100.00      |
| 110-161-51174   | Training & Conf (Non-Travel)  | 0.00          | 301.15        | 301.15     | -301.15   | 0.00              | -301.15   | -100.00     |
| 110-161-51175   | Mileage-Reimbursement         | 0.00          | 0.00          | 0.00       | 0.00      | 0.00              | 0.00      | 0.00        |
| 110-161-51183   | Memberships and Dues          | 0.00          | 0.00          | 0.00       | 0.00      | 0.00              | 0.00      | 0.00        |
| 110-161-51184   | Subscription and Books        | 0.00          | 0.00          | 0.00       | 0.00      | 0.00              | 0.00      | 0.00        |
| 110-161-53121   | Light & Power                 | 152,000.00    | 138,483.15    | 138,483.15 | 13,516.85 | 0.00              | 13,516.85 | 8.89        |
| 110-161-53122   | Natural Gas/Propane           | 0.00          | 0.00          | 0.00       | 0.00      | 0.00              | 0.00      | 0.00        |
| 110-161-53123   | Telephone System              | 0.00          | 0.00          | 0.00       | 0.00      | 0.00              | 0.00      | 0.00        |
| 110-161-53124   | Cell Phones/Pagers            | 3,000.00      | 1,349.24      | 1,349.24   | 1,650.76  | 0.00              | 1,650.76  | 55.03       |
| 110-161-53126   | Wireless Data Services        | 500.00        | 0.00          | 0.00       | 500.00    | 0.00              | 500.00    | 100.00      |
| 110-161-53127   | Water/Sewer/Trash             | 0.00          | 0.00          | 0.00       | 0.00      | 0.00              | 0.00      | 0.00        |
| 110-161-53132   | Electrical Repairs            | 1,500.00      | 0.00          | 0.00       | 1,500.00  | 0.00              | 1,500.00  | 100.00      |
| 110-161-53149   | Misc Facility Repairs/Maint   | 0.00          | 0.00          | 0.00       | 0.00      | 0.00              | 0.00      | 0.00        |
| 110-161-54112   | Light Equipment Rental        | 500.00        | 0.00          | 0.00       | 500.00    | 0.00              | 500.00    | 100.00      |
| 110-161-54113   | Motor Vehicle Rental          | 0.00          | 0.00          | 0.00       | 0.00      | 0.00              | 0.00      | 0.00        |
| 110-161-54114   | Trucks/Heavy Equip Rental     | 3,000.00      | 1,890.60      | 1,890.60   | 1,109.40  | 0.00              | 1,109.40  | 36.98       |
| 110-161-54131   | Motor Vehicle Repair/Maint    | 1,500.00      | 950.32        | 950.32     | 549.68    | 0.00              | 549.68    | 36.65       |
| 110-161-54132   | Repair/Maintenance - Minor    | 500.00        | 388.47        | 388.47     | 111.53    | 0.00              | 111.53    | 22.31       |

Item # 27

| Account Number  | Description                     | Budget Amount | Period Amount | YTD Amount | YTD Var   | Encumbered Amount | Available | % Available |
|-----------------|---------------------------------|---------------|---------------|------------|-----------|-------------------|-----------|-------------|
| 110-161-54133   | Trailers/Light Vehicles M & R   | 500.00        | 355.95        | 355.95     | 144.05    | 0.00              | 144.05    | 28.81       |
| 110-161-54135   | Truck/Heavy Equipment Repair    | 4,000.00      | 3,405.08      | 3,405.08   | 594.92    | 0.00              | 594.92    | 14.87       |
| 110-161-54141   | Extended Warranty               | 0.00          | 0.00          | 0.00       | 0.00      | 0.00              | 0.00      | 0.00        |
| 110-161-54143   | Inspection/Registration/Etc     | 200.00        | 146.84        | 146.84     | 53.16     | 0.00              | 53.16     | 26.58       |
| 110-161-54148   | Body Shop Repairs               | 1,000.00      | 0.00          | 0.00       | 1,000.00  | 0.00              | 1,000.00  | 100.00      |
| 110-161-54151   | Machine Tools Maint/Repair      | 200.00        | 64.45         | 64.45      | 135.55    | 0.00              | 135.55    | 67.78       |
| 110-161-54154   | Other Equip Maint/Repair        | 2,000.00      | 594.15        | 594.15     | 1,405.85  | 0.00              | 1,405.85  | 70.29       |
| 110-161-54162   | Oil & Lube Svc/Seasonal Maint   | 2,000.00      | 1,474.18      | 1,474.18   | 525.82    | 0.00              | 525.82    | 26.29       |
| 110-161-54164   | Car Washes (& Tokens)           | 0.00          | 0.00          | 0.00       | 0.00      | 0.00              | 0.00      | 0.00        |
| 110-161-54175   | Office Equipment Rental         | 0.00          | 0.00          | 0.00       | 0.00      | 0.00              | 0.00      | 0.00        |
| 110-161-55111   | Legal Services                  | 0.00          | 0.00          | 0.00       | 0.00      | 0.00              | 0.00      | 0.00        |
| 110-161-55113   | Engineering Services            | 1,000.00      | 196.00        | 196.00     | 804.00    | 0.00              | 804.00    | 80.40       |
| 110-161-55115   | Medical Services/Drug Testing   | 200.00        | 230.00        | 230.00     | -30.00    | 0.00              | -30.00    | -100.00     |
| 110-161-55117   | Other Professional Services     | 12,302.94     | 3,713.48      | 3,713.48   | 8,589.46  | 8,589.46          | 0.00      | 0.00        |
| 110-161-55222   | Credit Card Fees                | 0.00          | 0.00          | 0.00       | 0.00      | 0.00              | 0.00      | 0.00        |
| 110-161-55223   | Penalties & Interest            | 0.00          | 0.00          | 0.00       | 0.00      | 0.00              | 0.00      | 0.00        |
| 110-161-55225   | Insurance & Bonds               | 0.00          | 0.00          | 0.00       | 0.00      | 0.00              | 0.00      | 0.00        |
| 110-161-55242   | Delivery/Courier Service        | 0.00          | 5.88          | 5.88       | -5.88     | 0.00              | -5.88     | -100.00     |
| 110-161-55329   | Other Contract Services         | 23,700.00     | 23,700.00     | 23,700.00  | 0.00      | 0.00              | 0.00      | 0.00        |
| 110-161-55331   | IT Service Maint/License Fees   | 0.00          | 0.00          | 0.00       | 0.00      | 0.00              | 0.00      | 0.00        |
| 110-161-55348   | Public Works OCS                | 0.00          | 0.00          | 0.00       | 0.00      | 0.00              | 0.00      | 0.00        |
| 110-161-55441   | Street/Drain/Sidewalk/Materials | 10,000.00     | 5,456.79      | 5,456.79   | 4,543.21  | 0.00              | 4,543.21  | 45.43       |
| E52 Sub Totals: |                                 | 225,943.94    | 186,572.93    | 186,572.93 | 39,371.01 | 8,589.46          | 30,781.55 | 13.62       |
| Commodities     |                                 |               |               |            |           |                   |           |             |
| 110-161-51161   | Uniforms (Buy)                  | 4,000.00      | 2,267.23      | 2,267.23   | 1,732.77  | 0.00              | 1,732.77  | 43.32       |
| 110-161-52111   | General Office Supplies         | 500.00        | 393.62        | 393.62     | 106.38    | 0.00              | 106.38    | 21.28       |
| 110-161-52113   | Copier/Printer/Plotter Supply   | 0.00          | 0.00          | 0.00       | 0.00      | 0.00              | 0.00      | 0.00        |
| 110-161-52115   | Computer Supplies               | 0.00          | 0.00          | 0.00       | 0.00      | 0.00              | 0.00      | 0.00        |
| 110-161-52118   | Office Security Supplies        | 50.00         | 22.50         | 22.50      | 27.50     | 0.00              | 27.50     | 55.00       |
| 110-161-52121   | Street Repair Materials         | 12,000.00     | 10,625.81     | 10,625.81  | 1,374.19  | 0.00              | 1,374.19  | 11.45       |
| 110-161-52122   | Safety Signs and Barricades     | 7,000.00      | 6,033.51      | 6,033.51   | 966.49    | 0.00              | 966.49    | 13.81       |
| 110-161-52123   | Striping/Street Signs/Lt Poles  | 6,000.00      | 5,511.53      | 5,511.53   | 488.47    | 0.00              | 488.47    | 8.14        |
| 110-161-52124   | Building Materials              | 3,000.00      | 2,350.27      | 2,350.27   | 649.73    | 0.00              | 649.73    | 21.66       |
| 110-161-52125   | Clamps                          | 300.00        | 272.20        | 272.20     | 27.80     | 0.00              | 27.80     | 9.27        |
| 110-161-52126   | Sand and Gravel                 | 7,350.00      | 6,334.51      | 6,334.51   | 1,015.49  | 0.00              | 1,015.49  | 13.82       |
| 110-161-52131   | Electrical/Plumbing Supplies    | 600.00        | 42.33         | 42.33      | 557.67    | 0.00              | 557.67    | 92.95       |
| 110-161-52132   | Machine Fabricated Parts        | 1,000.00      | 0.00          | 0.00       | 1,000.00  | 0.00              | 1,000.00  | 100.00      |
| 110-161-52133   | Misc Hardware                   | 100.00        | 41.24         | 41.24      | 58.76     | 0.00              | 58.76     | 58.76       |
| 110-161-52141   | City Sponsored Event Supplies   | 0.00          | 0.00          | 0.00       | 0.00      | 0.00              | 0.00      | 0.00        |
| 110-161-52154   | Fire Prevention Supplies        | 350.00        | 100.52        | 100.52     | 249.48    | 0.00              | 249.48    | 71.28       |
| 110-161-52162   | Laboratory Supplies             | 0.00          | 0.00          | 0.00       | 0.00      | 0.00              | 0.00      | 0.00        |
| 110-161-52163   | Medical Supplies                | 500.00        | 397.70        | 397.70     | 102.30    | 0.00              | 102.30    | 20.46       |
| 110-161-52164   | Chemicals/Pool Supplies         | 4,038.00      | 4,031.85      | 4,031.85   | 6.15      | 6.15              | 0.00      | 0.00        |
| 110-161-52165   | Pesticides                      | 0.00          | 0.00          | 0.00       | 0.00      | 0.00              | 0.00      | 0.00        |
| 110-161-52166   | Botanical/Landscape             | 100.00        | 0.00          | 0.00       | 100.00    | 0.00              | 100.00    | 100.00      |
| E54 Sub Totals: |                                 | 225,943.94    | 186,572.93    | 186,572.93 | 39,371.01 | 8,589.46          | 30,781.55 | 13.62       |
| Commodities     |                                 |               |               |            |           |                   |           |             |
| 110-161-51161   | Uniforms (Buy)                  | 4,000.00      | 2,267.23      | 2,267.23   | 1,732.77  | 0.00              | 1,732.77  | 43.32       |
| 110-161-52111   | General Office Supplies         | 500.00        | 393.62        | 393.62     | 106.38    | 0.00              | 106.38    | 21.28       |
| 110-161-52113   | Copier/Printer/Plotter Supply   | 0.00          | 0.00          | 0.00       | 0.00      | 0.00              | 0.00      | 0.00        |
| 110-161-52115   | Computer Supplies               | 0.00          | 0.00          | 0.00       | 0.00      | 0.00              | 0.00      | 0.00        |
| 110-161-52118   | Office Security Supplies        | 50.00         | 22.50         | 22.50      | 27.50     | 0.00              | 27.50     | 55.00       |
| 110-161-52121   | Street Repair Materials         | 12,000.00     | 10,625.81     | 10,625.81  | 1,374.19  | 0.00              | 1,374.19  | 11.45       |
| 110-161-52122   | Safety Signs and Barricades     | 7,000.00      | 6,033.51      | 6,033.51   | 966.49    | 0.00              | 966.49    | 13.81       |
| 110-161-52123   | Striping/Street Signs/Lt Poles  | 6,000.00      | 5,511.53      | 5,511.53   | 488.47    | 0.00              | 488.47    | 8.14        |
| 110-161-52124   | Building Materials              | 3,000.00      | 2,350.27      | 2,350.27   | 649.73    | 0.00              | 649.73    | 21.66       |
| 110-161-52125   | Clamps                          | 300.00        | 272.20        | 272.20     | 27.80     | 0.00              | 27.80     | 9.27        |
| 110-161-52126   | Sand and Gravel                 | 7,350.00      | 6,334.51      | 6,334.51   | 1,015.49  | 0.00              | 1,015.49  | 13.82       |
| 110-161-52131   | Electrical/Plumbing Supplies    | 600.00        | 42.33         | 42.33      | 557.67    | 0.00              | 557.67    | 92.95       |
| 110-161-52132   | Machine Fabricated Parts        | 1,000.00      | 0.00          | 0.00       | 1,000.00  | 0.00              | 1,000.00  | 100.00      |
| 110-161-52133   | Misc Hardware                   | 100.00        | 41.24         | 41.24      | 58.76     | 0.00              | 58.76     | 58.76       |
| 110-161-52141   | City Sponsored Event Supplies   | 0.00          | 0.00          | 0.00       | 0.00      | 0.00              | 0.00      | 0.00        |
| 110-161-52154   | Fire Prevention Supplies        | 350.00        | 100.52        | 100.52     | 249.48    | 0.00              | 249.48    | 71.28       |
| 110-161-52162   | Laboratory Supplies             | 0.00          | 0.00          | 0.00       | 0.00      | 0.00              | 0.00      | 0.00        |
| 110-161-52163   | Medical Supplies                | 500.00        | 397.70        | 397.70     | 102.30    | 0.00              | 102.30    | 20.46       |
| 110-161-52164   | Chemicals/Pool Supplies         | 4,038.00      | 4,031.85      | 4,031.85   | 6.15      | 6.15              | 0.00      | 0.00        |
| 110-161-52165   | Pesticides                      | 0.00          | 0.00          | 0.00       | 0.00      | 0.00              | 0.00      | 0.00        |
| 110-161-52166   | Botanical/Landscape             | 100.00        | 0.00          | 0.00       | 100.00    | 0.00              | 100.00    | 100.00      |

| Account Number | Description                  | Budget Amount | Period Amount | YTD Amount | YTD Var    | Encumbered Amount | Available  | % Available |
|----------------|------------------------------|---------------|---------------|------------|------------|-------------------|------------|-------------|
| 110-161-52168  | Minor Tools/Instruments      | 1,500.00      | 1,483.69      | 1,483.69   | 16.31      | 0.00              | 16.31      | 1.09        |
| 110-161-52171  | Training Supplies            | 0.00          | 0.00          | 0.00       | 0.00       | 0.00              | 0.00       | 0.00        |
| 110-161-52172  | Misc Occasions Supplies      | 175.00        | 74.92         | 74.92      | 100.08     | 0.00              | 100.08     | 57.19       |
| 110-161-52173  | Food/Meals                   | 150.00        | 0.00          | 0.00       | 150.00     | 0.00              | 150.00     | 100.00      |
| 110-161-52174  | Misc Supplies                | 600.00        | 119.26        | 119.26     | 480.74     | 0.00              | 480.74     | 80.12       |
| 110-161-52212  | Communication Equipment      | 200.00        | 110.49        | 110.49     | 89.51      | 0.00              | 89.51      | 44.76       |
| 110-161-52218  | General Electronic Equipment | 0.00          | 0.00          | 0.00       | 0.00       | 0.00              | 0.00       | 0.00        |
| 110-161-52219  | Other Office Equipment       | 0.00          | 0.00          | 0.00       | 0.00       | 0.00              | 0.00       | 0.00        |
| 110-161-52221  | Grounds Keeping Equipment    | 0.00          | 0.00          | 0.00       | 0.00       | 0.00              | 0.00       | 0.00        |
| 110-161-52222  | Street Maintenance Equipment | 2,000.00      | 1,979.69      | 1,979.69   | 20.31      | 0.00              | 20.31      | 1.02        |
| 110-161-52228  | Facility Maintenance Tools   | 1,500.00      | 1,091.15      | 1,091.15   | 408.85     | 0.00              | 408.85     | 27.26       |
| 110-161-52229  | Other Field Equipment        | 1,000.00      | 587.90        | 587.90     | 412.10     | 0.00              | 412.10     | 41.21       |
| 110-161-53152  | Cleaning Supplies            | 200.00        | 0.00          | 0.00       | 200.00     | 0.00              | 200.00     | 100.00      |
| 110-161-53153  | Cleaning - Paper Products    | 100.00        | 40.20         | 40.20      | 59.80      | 0.00              | 59.80      | 59.80       |
| 110-161-54161  | Fuel                         | 16,000.00     | 9,260.48      | 9,260.48   | 6,739.52   | 0.00              | 6,739.52   | 42.12       |
| 110-161-54163  | Tires/Batteries              | 2,000.00      | 1,971.85      | 1,971.85   | 28.15      | 0.00              | 28.15      | 1.41        |
|                | E54 Sub Totals:              | 72,313.00     | 55,144.45     | 55,144.45  | 17,168.55  | 6.15              | 17,162.40  | 23.73       |
| E60            | Non-CIP Capital Outlay       |               |               |            |            |                   |            |             |
| 110-161-57114  | Computer Equipment           | 0.00          | 0.00          | 0.00       | 0.00       | 0.00              | 0.00       | 0.00        |
| 110-161-57115  | Instruments/Apparatus        | 0.00          | 0.00          | 0.00       | 0.00       | 0.00              | 0.00       | 0.00        |
| 110-161-57121  | Machine Tools/Apparatus      | 0.00          | 0.00          | 0.00       | 0.00       | 0.00              | 0.00       | 0.00        |
| 110-161-57122  | Light Equipment              | 0.00          | 0.00          | 0.00       | 0.00       | 0.00              | 0.00       | 0.00        |
| 110-161-57123  | Motor Vehicles               | 0.00          | 0.00          | 0.00       | 0.00       | 0.00              | 0.00       | 0.00        |
| 110-161-57124  | Heavy Equipment              | 0.00          | 0.00          | 0.00       | 0.00       | 0.00              | 0.00       | 0.00        |
| 110-161-57125  | Other Equipment              | 0.00          | 0.00          | 0.00       | 0.00       | 0.00              | 0.00       | 0.00        |
| 110-161-57217  | Street/Drain/Sidewalk/Bridge | 0.00          | 0.00          | 0.00       | 0.00       | 0.00              | 0.00       | 0.00        |
|                | E60 Sub Totals:              | 0.00          | 0.00          | 0.00       | 0.00       | 0.00              | 0.00       | 0.00        |
|                | Expense Sub Totals:          | 638,968.94    | 486,596.55    | 486,596.55 | 152,372.39 | 8,595.61          | 143,776.78 | 22.50       |
|                | Dept 161 Sub Totals:         | 638,968.94    | 486,596.55    | 486,596.55 | 152,372.39 | 8,595.61          | 143,776.78 | 22.50       |

Item # 27

| Account Number | Description                | Budget Amount | Period Amount | YTD Amount | YTD Var | Encumbered Amount | Available | % Available |
|----------------|----------------------------|---------------|---------------|------------|---------|-------------------|-----------|-------------|
| Dept 110-162   |                            |               |               |            |         |                   |           |             |
| E50            | Personnel                  |               |               |            |         |                   |           |             |
| 110-162-51111  | Regular Full Time Wages    | 0.00          | 0.00          | 0.00       | 0.00    | 0.00              | 0.00      | 0.00        |
| 110-162-51141  | FICA/Social Security       | 0.00          | 0.00          | 0.00       | 0.00    | 0.00              | 0.00      | 0.00        |
| 110-162-51144  | Retirement - TMRS          | 0.00          | 0.00          | 0.00       | 0.00    | 0.00              | 0.00      | 0.00        |
| 110-162-51151  | Health Insurance           | 0.00          | 0.00          | 0.00       | 0.00    | 0.00              | 0.00      | 0.00        |
| 110-162-51152  | Dental Insurance           | 0.00          | 0.00          | 0.00       | 0.00    | 0.00              | 0.00      | 0.00        |
| 110-162-51153  | Life Insurance             | 0.00          | 0.00          | 0.00       | 0.00    | 0.00              | 0.00      | 0.00        |
| 110-162-51154  | ST/LT Disability Insurance | 0.00          | 0.00          | 0.00       | 0.00    | 0.00              | 0.00      | 0.00        |
| 110-162-51156  | Vision Insurance           | 0.00          | 0.00          | 0.00       | 0.00    | 0.00              | 0.00      | 0.00        |
| 110-162-51157  | AD&D                       | 0.00          | 0.00          | 0.00       | 0.00    | 0.00              | 0.00      | 0.00        |
|                | E50 Sub Totals:            | 0.00          | 0.00          | 0.00       | 0.00    | 0.00              | 0.00      | 0.00        |
|                | Expense Sub Totals:        | 0.00          | 0.00          | 0.00       | 0.00    | 0.00              | 0.00      | 0.00        |
|                | Dept 162 Sub Totals:       | 0.00          | 0.00          | 0.00       | 0.00    | 0.00              | 0.00      | 0.00        |

| Account Number | Description              | Budget Amount | Period Amount | YTD Amount   | YTD Var   | Encumbered Amount | Available | % Available |
|----------------|--------------------------|---------------|---------------|--------------|-----------|-------------------|-----------|-------------|
| Dept 110-163   | Sanitation               |               |               |              |           |                   |           |             |
| E52            | Contractual Services     |               |               |              |           |                   |           |             |
| 110-163-55341  | Trash Collection Service | 1,623,000.00  | 1,596,216.79  | 1,596,216.79 | 26,783.21 | 0.00              | 26,783.21 | 1.65        |
|                | E52 Sub Totals:          | 1,623,000.00  | 1,596,216.79  | 1,596,216.79 | 26,783.21 | 0.00              | 26,783.21 | 1.65        |
|                | Expense Sub Totals:      | 1,623,000.00  | 1,596,216.79  | 1,596,216.79 | 26,783.21 | 0.00              | 26,783.21 | 1.65        |
|                | Dept 163 Sub Totals:     | 1,623,000.00  | 1,596,216.79  | 1,596,216.79 | 26,783.21 | 0.00              | 26,783.21 | 1.65        |



| Account Number | Description                    | Budget Amount     | Period Amount     | YTD Amount        | YTD Var           | Encumbered Amount | Available         | % Available  |
|----------------|--------------------------------|-------------------|-------------------|-------------------|-------------------|-------------------|-------------------|--------------|
| Dept 110-190   | Non-Departmental               |                   |                   |                   |                   |                   |                   |              |
| E50            | Personnel                      |                   |                   |                   |                   |                   |                   |              |
| 110-190-51142  | Workers Compensation Insurance | 248,318.00        | 114,005.24        | 114,005.24        | 134,312.76        | 0.00              | 134,312.76        | 54.09        |
| 110-190-51143  | State Unemployment Taxes       | 15,910.00         | 37,659.08         | 37,659.08         | -21,749.08        | 0.00              | -21,749.08        | -100.00      |
|                | <b>E50 Sub Totals:</b>         | <b>264,228.00</b> | <b>151,664.32</b> | <b>151,664.32</b> | <b>112,563.68</b> | <b>0.00</b>       | <b>112,563.68</b> | <b>42.60</b> |
| E52            | Contractual Services           |                   |                   |                   |                   |                   |                   |              |
| 110-190-52117  | Postage                        | 0.00              | 0.00              | 0.00              | 0.00              | 0.00              | 0.00              | 0.00         |
| 110-190-55225  | Insurance & Bonds              | 143,521.00        | 128,381.44        | 128,381.44        | 15,139.56         | 0.00              | 15,139.56         | 10.55        |
| 110-190-58411  | Seton 380 Developer Agrmnt     | 236,500.00        | 224,818.81        | 224,818.81        | 11,681.19         | 0.00              | 11,681.19         | 4.94         |
| 110-190-58412  | DDR DB 380 Developer Agrmnt    | 220,000.00        | 198,335.56        | 198,335.56        | 21,664.44         | 0.00              | 21,664.44         | 9.85         |
| 110-190-58413  | Nomoland 380 Developer Agrmnt  | 0.00              | 0.00              | 0.00              | 0.00              | 0.00              | 0.00              | 0.00         |
| 110-190-58414  | Image MicroSystems-380 Dev Agr | 0.00              | 0.00              | 0.00              | 0.00              | 0.00              | 0.00              | 0.00         |
|                | <b>E52 Sub Totals:</b>         | <b>600,021.00</b> | <b>551,535.81</b> | <b>551,535.81</b> | <b>48,485.19</b>  | <b>0.00</b>       | <b>48,485.19</b>  | <b>8.08</b>  |
| E62            | Transfers                      |                   |                   |                   |                   |                   |                   |              |
| 110-190-58114  | Interfund Transfers Out        | 0.00              | 0.00              | 0.00              | 0.00              | 0.00              | 0.00              | 0.00         |
| 110-190-58120  | Transfer Out to OPEB Fund      | 60,000.00         | 60,000.00         | 60,000.00         | 0.00              | 0.00              | 0.00              | 0.00         |
| 110-190-58124  | Transfer - Transportation Fund | 0.00              | 0.00              | 0.00              | 0.00              | 0.00              | 0.00              | 0.00         |
| 110-190-58125  | Transfer - Economic Dev Fund   | 0.00              | 0.00              | 0.00              | 0.00              | 0.00              | 0.00              | 0.00         |
| 110-190-58126  | Transfer - Demolition Fund     | 0.00              | 0.00              | 0.00              | 0.00              | 0.00              | 0.00              | 0.00         |
| 110-190-58127  | Transfr-Emergency Reserve Fund | 0.00              | 0.00              | 0.00              | 0.00              | 0.00              | 0.00              | 0.00         |
|                | <b>E62 Sub Totals:</b>         | <b>60,000.00</b>  | <b>60,000.00</b>  | <b>60,000.00</b>  | <b>0.00</b>       | <b>0.00</b>       | <b>0.00</b>       | <b>0.00</b>  |
| E68            | Audit Adjustment               |                   |                   |                   |                   |                   |                   |              |
| 110-190-59999  | Prior Period Adjustment        | 0.00              | 0.00              | 0.00              | 0.00              | 0.00              | 0.00              | 0.00         |
|                | <b>E99 Sub Totals:</b>         | <b>0.00</b>       | <b>0.00</b>       | <b>0.00</b>       | <b>0.00</b>       | <b>0.00</b>       | <b>0.00</b>       | <b>0.00</b>  |
|                | <b>Expense Sub Totals:</b>     | <b>924,249.00</b> | <b>763,200.13</b> | <b>763,200.13</b> | <b>161,048.87</b> | <b>0.00</b>       | <b>161,048.87</b> | <b>17.42</b> |
|                | <b>Dept 190 Sub Totals:</b>    | <b>924,249.00</b> | <b>763,200.13</b> | <b>763,200.13</b> | <b>161,048.87</b> | <b>0.00</b>       | <b>161,048.87</b> | <b>17.42</b> |

| Account Number | Description                   | Budget Amount | Period Amount | YTD Amount | YTD Var    | Encumbered Amount | Available  | % Available |
|----------------|-------------------------------|---------------|---------------|------------|------------|-------------------|------------|-------------|
| Dept 110-250   | City Hall                     |               |               |            |            |                   |            |             |
| E52            | Contractual Services          |               |               |            |            |                   |            |             |
| 110-250-53112  | Annual Facility Lease         | 0.00          | 0.00          | 0.00       | 0.00       | 0.00              | 0.00       | 0.00        |
| 110-250-53121  | Light & Power                 | 24,065.00     | 27,405.96     | 27,405.96  | -3,340.96  | 0.00              | -3,340.96  | -100.00     |
| 110-250-53122  | Natural Gas/Propane           | 682.00        | 640.23        | 640.23     | 41.77      | 0.00              | 41.77      | 6.12        |
| 110-250-53123  | Telephone System              | 9,052.00      | 13,091.23     | 13,091.23  | -4,039.23  | 0.00              | -4,039.23  | -100.00     |
| 110-250-53124  | Cell Phones/Pagers            | 0.00          | 0.00          | 0.00       | 0.00       | 0.00              | 0.00       | 0.00        |
| 110-250-53125  | Internet Service              | 14,500.00     | 14,493.60     | 14,493.60  | 6.40       | 0.00              | 6.40       | 0.04        |
| 110-250-53127  | Water/Sewer/Trash             | 0.00          | 0.00          | 0.00       | 0.00       | 0.00              | 0.00       | 0.00        |
| 110-250-53131  | Roofing Repairs               | 0.00          | 0.00          | 0.00       | 0.00       | 0.00              | 0.00       | 0.00        |
| 110-250-53132  | Electrical Repairs            | 0.00          | 364.87        | 364.87     | -364.87    | 0.00              | -364.87    | -100.00     |
| 110-250-53133  | Heating/Cooling Repairs       | 2,334.92      | 2,995.49      | 2,995.49   | -660.57    | 0.00              | -660.57    | -100.00     |
| 110-250-53134  | Plumbing Repairs              | 0.00          | 0.00          | 0.00       | 0.00       | 0.00              | 0.00       | 0.00        |
| 110-250-53135  | Carpentry/Painting            | 0.00          | 0.00          | 0.00       | 0.00       | 0.00              | 0.00       | 0.00        |
| 110-250-53136  | Concrete Masonary             | 0.00          | 0.00          | 0.00       | 0.00       | 0.00              | 0.00       | 0.00        |
| 110-250-53141  | Grounds Maintenance/Repair    | 0.00          | 0.00          | 0.00       | 0.00       | 0.00              | 0.00       | 0.00        |
| 110-250-53149  | Misc Facility Repairs/Maint   | 0.00          | 288.72        | 288.72     | -288.72    | 0.00              | -288.72    | -100.00     |
| 110-250-53151  | Janitorial Service - Contract | 0.00          | 0.00          | 0.00       | 0.00       | 0.00              | 0.00       | 0.00        |
| 110-250-53154  | Maintenance - Building        | 0.00          | 0.00          | 0.00       | 0.00       | 0.00              | 0.00       | 0.00        |
| 110-250-55329  | Other Contract Services       | 1,796.00      | 7,170.64      | 7,170.64   | -5,374.64  | 0.00              | -5,374.64  | -100.00     |
| 110-250-55341  | Trash Collection Service      | 0.00          | 0.00          | 0.00       | 0.00       | 0.00              | 0.00       | 0.00        |
| 110-250-55342  | Landscaping/Groundskeeping    | 0.00          | 0.00          | 0.00       | 0.00       | 0.00              | 0.00       | 0.00        |
| 110-250-55614  | Services - Pest Control       | 0.00          | 0.00          | 0.00       | 0.00       | 0.00              | 0.00       | 0.00        |
| 110-250-55615  | Services - Security           | 0.00          | 0.00          | 0.00       | 0.00       | 0.00              | 0.00       | 0.00        |
|                | E52 Sub Totals:               | 52,429.92     | 66,450.74     | 66,450.74  | -14,020.82 | 0.00              | -14,020.82 | -100.00     |
| E54            | Commodities                   |               |               |            |            |                   |            |             |
| 110-250-52122  | Safety Signs and Barricades   | 0.00          | 0.00          | 0.00       | 0.00       | 0.00              | 0.00       | 0.00        |
| 110-250-52124  | Building Materials            | 0.00          | 0.00          | 0.00       | 0.00       | 0.00              | 0.00       | 0.00        |
| 110-250-52131  | Electrical/Plumbing Supplies  | 40.00         | 501.64        | 501.64     | -461.64    | 0.00              | -461.64    | -100.00     |
| 110-250-52132  | Machine Fabricated Parts      | 0.00          | 0.00          | 0.00       | 0.00       | 0.00              | 0.00       | 0.00        |
| 110-250-52133  | Misc Hardware                 | 0.00          | 152.75        | 152.75     | -152.75    | 0.00              | -152.75    | -100.00     |
| 110-250-52163  | Medical Supplies              | 0.00          | 0.00          | 0.00       | 0.00       | 0.00              | 0.00       | 0.00        |
| 110-250-52165  | Pesticides                    | 0.00          | 0.00          | 0.00       | 0.00       | 0.00              | 0.00       | 0.00        |
| 110-250-52168  | Minor Tools/Instruments       | 0.00          | 0.00          | 0.00       | 0.00       | 0.00              | 0.00       | 0.00        |
| 110-250-53152  | Cleaning Supplies             | 0.00          | 1,644.26      | 1,644.26   | -1,644.26  | 0.00              | -1,644.26  | -100.00     |
| 110-250-53153  | Cleaning - Paper Products     | 428.00        | 1,552.73      | 1,552.73   | -1,124.73  | 0.00              | -1,124.73  | -100.00     |
|                | E54 Sub Totals:               | 468.00        | 3,851.38      | 3,851.38   | -3,383.38  | 0.00              | -3,383.38  | -100.00     |
|                | Expense Sub Totals:           | 52,897.92     | 70,302.12     | 70,302.12  | -17,404.20 | 0.00              | -17,404.20 | -100.00     |
|                | Dept 250 Sub Totals:          | 52,897.92     | 70,302.12     | 70,302.12  | -17,404.20 | 0.00              | -17,404.20 | -100.00     |

|                      |                               |          |          |          |           |      |           |         |      |
|----------------------|-------------------------------|----------|----------|----------|-----------|------|-----------|---------|------|
| Dept 110-251         | Historic City Hall            |          |          |          |           |      |           |         |      |
| E52                  | Contractual Services          |          |          |          |           |      |           |         |      |
| 110-251-53112        | Annual Facility Lease         | 0.00     | 0.00     | 0.00     | 0.00      | 0.00 | 0.00      | 0.00    | 0.00 |
| 110-251-53121        | Light & Power                 | 3,659.00 | 4,882.93 | 4,882.93 | -1,223.93 | 0.00 | -1,223.93 | -100.00 |      |
| 110-251-53122        | Natural Gas/Propane           | 424.00   | 411.99   | 411.99   | 12.01     | 0.00 | 12.01     | 2.83    |      |
| 110-251-53123        | Telephone System              | 0.00     | 0.00     | 0.00     | 0.00      | 0.00 | 0.00      | 0.00    |      |
| 110-251-53124        | Cell Phones/Pagers            | 0.00     | 0.00     | 0.00     | 0.00      | 0.00 | 0.00      | 0.00    |      |
| 110-251-53125        | Internet Service              | 0.00     | 0.00     | 0.00     | 0.00      | 0.00 | 0.00      | 0.00    |      |
| 110-251-53127        | Water/Sewer/Trash             | 0.00     | 0.00     | 0.00     | 0.00      | 0.00 | 0.00      | 0.00    |      |
| 110-251-53131        | Roofing Repairs               | 0.00     | 0.00     | 0.00     | 0.00      | 0.00 | 0.00      | 0.00    |      |
| 110-251-53132        | Electrical Repairs            | 0.00     | 0.00     | 0.00     | 0.00      | 0.00 | 0.00      | 0.00    |      |
| 110-251-53133        | Heating/Cooling Repairs       | 76.00    | 161.59   | 161.59   | -85.59    | 0.00 | -85.59    | -100.00 |      |
| 110-251-53134        | Plumbing Repairs              | 0.00     | 0.00     | 0.00     | 0.00      | 0.00 | 0.00      | 0.00    |      |
| 110-251-53135        | Carpentry/Painting            | 0.00     | 316.14   | 316.14   | -316.14   | 0.00 | -316.14   | -100.00 |      |
| 110-251-53136        | Concrete Masonary             | 0.00     | 0.00     | 0.00     | 0.00      | 0.00 | 0.00      | 0.00    |      |
| 110-251-53141        | Grounds Maintenance/Repair    | 0.00     | 0.00     | 0.00     | 0.00      | 0.00 | 0.00      | 0.00    |      |
| 110-251-53149        | Misc Facility Repairs/Maint   | 0.00     | 7.18     | 7.18     | -7.18     | 0.00 | -7.18     | -100.00 |      |
| 110-251-53151        | Janitorial Service - Contract | 0.00     | 0.00     | 0.00     | 0.00      | 0.00 | 0.00      | 0.00    |      |
| 110-251-55329        | Other Contract Services       | 180.00   | 540.00   | 540.00   | -360.00   | 0.00 | -360.00   | -100.00 |      |
| 110-251-55341        | Trash Collection Service      | 0.00     | 0.00     | 0.00     | 0.00      | 0.00 | 0.00      | 0.00    |      |
| 110-251-55342        | Landscaping/Groundskeeping    | 0.00     | 0.00     | 0.00     | 0.00      | 0.00 | 0.00      | 0.00    |      |
| 110-251-55614        | Services - Pest Control       | 0.00     | 0.00     | 0.00     | 0.00      | 0.00 | 0.00      | 0.00    |      |
| E52 Sub Totals:      |                               | 4,339.00 | 6,319.83 | 6,319.83 | -1,980.83 | 0.00 | -1,980.83 | -100.00 |      |
| E54                  | Commodities                   |          |          |          |           |      |           |         |      |
| 110-251-52122        | Safety Signs and Barricades   | 0.00     | 0.00     | 0.00     | 0.00      | 0.00 | 0.00      | 0.00    |      |
| 110-251-52124        | Building Materials            | 0.00     | 44.00    | 44.00    | -44.00    | 0.00 | -44.00    | -100.00 |      |
| 110-251-52131        | Electrical/Plumbing Supplies  | 0.00     | 92.09    | 92.09    | -92.09    | 0.00 | -92.09    | -100.00 |      |
| 110-251-52132        | Machine Fabricated Parts      | 0.00     | 0.00     | 0.00     | 0.00      | 0.00 | 0.00      | 0.00    |      |
| 110-251-52133        | Misc Hardware                 | 0.00     | 118.87   | 118.87   | -118.87   | 0.00 | -118.87   | -100.00 |      |
| 110-251-52163        | Medical Supplies              | 0.00     | 0.00     | 0.00     | 0.00      | 0.00 | 0.00      | 0.00    |      |
| 110-251-52165        | Pesticides                    | 0.00     | 0.00     | 0.00     | 0.00      | 0.00 | 0.00      | 0.00    |      |
| 110-251-52168        | Minor Tools/Instruments       | 0.00     | 26.94    | 26.94    | -26.94    | 0.00 | -26.94    | -100.00 |      |
| 110-251-53152        | Cleaning Supplies             | 140.00   | 545.23   | 545.23   | -405.23   | 0.00 | -405.23   | -100.00 |      |
| 110-251-53153        | Cleaning - Paper Products     | 38.00    | 654.35   | 654.35   | -616.35   | 0.00 | -616.35   | -100.00 |      |
| E54 Sub Totals:      |                               | 178.00   | 1,481.48 | 1,481.48 | -1,303.48 | 0.00 | -1,303.48 | -100.00 |      |
| Expense Sub Totals:  |                               | 4,517.00 | 7,801.31 | 7,801.31 | -3,284.31 | 0.00 | -3,284.31 | -100.00 |      |
| Dept 251 Sub Totals: |                               | 4,517.00 | 7,801.31 | 7,801.31 | -3,284.31 | 0.00 | -3,284.31 | -100.00 |      |

| Account Number       | Description                   | Budget Amount | Period Amount | YTD Amount | YTD Var  | Encumbered Amount | Available | % Available |
|----------------------|-------------------------------|---------------|---------------|------------|----------|-------------------|-----------|-------------|
| Dept 110-252         | VFW                           |               |               |            |          |                   |           |             |
| E52                  | Contractual Services          |               |               |            |          |                   |           |             |
| 110-252-53112        | Annual Facility Lease         | 0.00          | 0.00          | 0.00       | 0.00     | 0.00              | 0.00      | 0.00        |
| 110-252-53121        | Light & Power                 | 1,328.00      | 2,172.35      | 2,172.35   | -844.35  | 0.00              | -844.35   | -100.00     |
| 110-252-53122        | Natural Gas/Propane           | 435.00        | 404.26        | 404.26     | 30.74    | 0.00              | 30.74     | 7.07        |
| 110-252-53123        | Telephone System              | 0.00          | 0.00          | 0.00       | 0.00     | 0.00              | 0.00      | 0.00        |
| 110-252-53124        | Cell Phones/Pagers            | 0.00          | 0.00          | 0.00       | 0.00     | 0.00              | 0.00      | 0.00        |
| 110-252-53125        | Internet Service              | 2,910.00      | 1,454.79      | 1,454.79   | 1,455.21 | 0.00              | 1,455.21  | 50.01       |
| 110-252-53127        | Water/Sewer/Trash             | 0.00          | 0.00          | 0.00       | 0.00     | 0.00              | 0.00      | 0.00        |
| 110-252-53131        | Roofing Repairs               | 0.00          | 0.00          | 0.00       | 0.00     | 0.00              | 0.00      | 0.00        |
| 110-252-53132        | Electrical Repairs            | 0.00          | 0.00          | 0.00       | 0.00     | 0.00              | 0.00      | 0.00        |
| 110-252-53133        | Heating/Cooling Repairs       | 19.00         | 75.25         | 75.25      | -56.25   | 0.00              | -56.25    | -100.00     |
| 110-252-53134        | Plumbing Repairs              | 0.00          | 0.00          | 0.00       | 0.00     | 0.00              | 0.00      | 0.00        |
| 110-252-53135        | Carpentry/Painting            | 0.00          | 0.00          | 0.00       | 0.00     | 0.00              | 0.00      | 0.00        |
| 110-252-53136        | Concrete Masonary             | 0.00          | 0.00          | 0.00       | 0.00     | 0.00              | 0.00      | 0.00        |
| 110-252-53141        | Grounds Maintenance/Repair    | 0.00          | 0.00          | 0.00       | 0.00     | 0.00              | 0.00      | 0.00        |
| 110-252-53149        | Misc Facility Repairs/Maint   | 0.00          | 0.00          | 0.00       | 0.00     | 0.00              | 0.00      | 0.00        |
| 110-252-53151        | Janitorial Service - Contract | 0.00          | 0.00          | 0.00       | 0.00     | 0.00              | 0.00      | 0.00        |
| 110-252-55329        | Other Contract Services       | 140.00        | 210.00        | 210.00     | -70.00   | 0.00              | -70.00    | -100.00     |
| 110-252-55341        | Trash Collection Service      | 0.00          | 0.00          | 0.00       | 0.00     | 0.00              | 0.00      | 0.00        |
| 110-252-55342        | Landscaping/Groundskeeping    | 0.00          | 0.00          | 0.00       | 0.00     | 0.00              | 0.00      | 0.00        |
| 110-252-55614        | Services - Pest Control       | 0.00          | 0.00          | 0.00       | 0.00     | 0.00              | 0.00      | 0.00        |
| E52 Sub Totals:      |                               | 4,832.00      | 4,316.65      | 4,316.65   | 515.35   | 0.00              | 515.35    | 10.67       |
| E54                  | Commodities                   |               |               |            |          |                   |           |             |
| 110-252-52122        | Safety Signs and Barricades   | 0.00          | 0.00          | 0.00       | 0.00     | 0.00              | 0.00      | 0.00        |
| 110-252-52124        | Building Materials            | 0.00          | 0.00          | 0.00       | 0.00     | 0.00              | 0.00      | 0.00        |
| 110-252-52131        | Electrical/Plumbing Supplies  | 0.00          | 0.00          | 0.00       | 0.00     | 0.00              | 0.00      | 0.00        |
| 110-252-52132        | Machine Fabricated Parts      | 0.00          | 0.00          | 0.00       | 0.00     | 0.00              | 0.00      | 0.00        |
| 110-252-52133        | Misc Hardware                 | 0.00          | 12.57         | 12.57      | -12.57   | 0.00              | -12.57    | -100.00     |
| 110-252-52163        | Medical Supplies              | 0.00          | 0.00          | 0.00       | 0.00     | 0.00              | 0.00      | 0.00        |
| 110-252-52165        | Pesticides                    | 0.00          | 0.00          | 0.00       | 0.00     | 0.00              | 0.00      | 0.00        |
| 110-252-52168        | Minor Tools/Instruments       | 0.00          | 0.00          | 0.00       | 0.00     | 0.00              | 0.00      | 0.00        |
| 110-252-53152        | Cleaning Supplies             | 47.00         | 111.79        | 111.79     | -64.79   | 0.00              | -64.79    | -100.00     |
| 110-252-53153        | Cleaning - Paper Products     | 13.00         | 25.10         | 25.10      | -12.10   | 0.00              | -12.10    | -100.00     |
| E54 Sub Totals:      |                               | 60.00         | 149.46        | 149.46     | -89.46   | 0.00              | -89.46    | -100.00     |
| Expense Sub Totals:  |                               | 4,892.00      | 4,466.11      | 4,466.11   | 425.89   | 0.00              | 425.89    | 8.71        |
| Dept 252 Sub Totals: |                               | 4,892.00      | 4,466.11      | 4,466.11   | 425.89   | 0.00              | 425.89    | 8.71        |

| Account Number       | Description                   | Budget Amount | Period Amount | YTD Amount | YTD Var   | Encumbered Amount | Available  | % Available |
|----------------------|-------------------------------|---------------|---------------|------------|-----------|-------------------|------------|-------------|
| Dept 110-253         | Library - 550 Scott St.       |               |               |            |           |                   |            |             |
| E52                  | Contractual Services          |               |               |            |           |                   |            |             |
| 110-253-53112        | Annual Facility Lease         | 0.00          | 0.00          | 0.00       | 0.00      | 0.00              | 0.00       | 0.00        |
| 110-253-53121        | Light & Power                 | 14,825.00     | 18,716.77     | 18,716.77  | -3,891.77 | 0.00              | -3,891.77  | -100.00     |
| 110-253-53122        | Natural Gas/Propane           | 1,289.00      | 1,034.25      | 1,034.25   | 254.75    | 0.00              | 254.75     | 19.76       |
| 110-253-53123        | Telephone System              | 1,895.00      | 2,399.49      | 2,399.49   | -504.49   | 0.00              | -504.49    | -100.00     |
| 110-253-53124        | Cell Phones/Pagers            | 0.00          | 0.00          | 0.00       | 0.00      | 0.00              | 0.00       | 0.00        |
| 110-253-53125        | Internet Service              | 4,017.00      | 1,932.76      | 1,932.76   | 2,084.24  | 4,016.70          | -1,932.46  | -100.00     |
| 110-253-53127        | Water/Sewer/Trash             | 0.00          | 0.00          | 0.00       | 0.00      | 0.00              | 0.00       | 0.00        |
| 110-253-53131        | Roofing Repairs               | 0.00          | 0.00          | 0.00       | 0.00      | 0.00              | 0.00       | 0.00        |
| 110-253-53132        | Electrical Repairs            | 0.00          | 0.00          | 0.00       | 0.00      | 0.00              | 0.00       | 0.00        |
| 110-253-53133        | Heating/Cooling Repairs       | 224.00        | 797.56        | 797.56     | -573.56   | 0.00              | -573.56    | -100.00     |
| 110-253-53134        | Plumbing Repairs              | 0.00          | 0.00          | 0.00       | 0.00      | 0.00              | 0.00       | 0.00        |
| 110-253-53135        | Carpentry/Painting            | 10.00         | 34.78         | 34.78      | -24.78    | 0.00              | -24.78     | -100.00     |
| 110-253-53136        | Concrete Masonary             | 0.00          | 0.00          | 0.00       | 0.00      | 0.00              | 0.00       | 0.00        |
| 110-253-53141        | Grounds Maintenance/Repair    | 0.00          | 0.00          | 0.00       | 0.00      | 0.00              | 0.00       | 0.00        |
| 110-253-53149        | Misc Facility Repairs/Maint   | 0.00          | 81.11         | 81.11      | -81.11    | 0.00              | -81.11     | -100.00     |
| 110-253-53151        | Janitorial Service - Contract | 0.00          | 0.00          | 0.00       | 0.00      | 0.00              | 0.00       | 0.00        |
| 110-253-55329        | Other Contract Services       | 32.00         | 926.00        | 926.00     | -894.00   | 0.00              | -894.00    | -100.00     |
| 110-253-55341        | Trash Collection Service      | 0.00          | 0.00          | 0.00       | 0.00      | 0.00              | 0.00       | 0.00        |
| 110-253-55342        | Landscaping/Groundskeeping    | 0.00          | 270.12        | 270.12     | -270.12   | 0.00              | -270.12    | -100.00     |
| 110-253-55614        | Services - Pest Control       | 0.00          | 0.00          | 0.00       | 0.00      | 0.00              | 0.00       | 0.00        |
| 110-253-55615        | Services - Security           | 0.00          | 0.00          | 0.00       | 0.00      | 0.00              | 0.00       | 0.00        |
| E54                  | E52 Sub Totals:               | 22,292.00     | 26,192.84     | 26,192.84  | -3,900.84 | 4,016.70          | -7,917.54  | -100.00     |
| Commodities          |                               |               |               |            |           |                   |            |             |
| 110-253-52122        | Safety Signs and Barricades   | 0.00          | 42.29         | 42.29      | -42.29    | 0.00              | -42.29     | -100.00     |
| 110-253-52124        | Building Materials            | 0.00          | 9.96          | 9.96       | -9.96     | 0.00              | -9.96      | -100.00     |
| 110-253-52131        | Electrical/Plumbing Supplies  | 183.00        | 502.69        | 502.69     | -319.69   | 0.00              | -319.69    | -100.00     |
| 110-253-52132        | Machine Fabricated Parts      | 0.00          | 0.00          | 0.00       | 0.00      | 0.00              | 0.00       | 0.00        |
| 110-253-52133        | Misc Hardware                 | 0.00          | 108.46        | 108.46     | -108.46   | 0.00              | -108.46    | -100.00     |
| 110-253-52163        | Medical Supplies              | 0.00          | 0.00          | 0.00       | 0.00      | 0.00              | 0.00       | 0.00        |
| 110-253-52165        | Pesticides                    | 0.00          | 0.00          | 0.00       | 0.00      | 0.00              | 0.00       | 0.00        |
| 110-253-52168        | Minor Tools/Instruments       | 0.00          | 0.00          | 0.00       | 0.00      | 0.00              | 0.00       | 0.00        |
| 110-253-53152        | Cleaning Supplies             | 537.00        | 1,380.36      | 1,380.36   | -843.36   | 0.00              | -843.36    | -100.00     |
| 110-253-53153        | Cleaning - Paper Products     | 451.00        | 1,483.66      | 1,483.66   | -1,032.66 | 0.00              | -1,032.66  | -100.00     |
| E54 Sub Totals:      |                               | 1,171.00      | 3,527.42      | 3,527.42   | -2,356.42 | 0.00              | -2,356.42  | -100.00     |
| Expense Sub Totals:  |                               | 23,463.00     | 29,720.26     | 29,720.26  | -6,257.26 | 4,016.70          | -10,273.96 | -100.00     |
| Dept 253 Sub Totals: |                               | 23,463.00     | 29,720.26     | 29,720.26  | -6,257.26 | 4,016.70          | -10,273.96 | -100.00     |

Item # 27

| Account Number | Description                   | Budget Amount | Period Amount | YTD Amount | YTD Var   | Encumbered Amount | Available | % Available |
|----------------|-------------------------------|---------------|---------------|------------|-----------|-------------------|-----------|-------------|
| Dept 110-254   | Library - 409 W Blanco St     |               |               |            |           |                   |           |             |
| E52            | Contractual Services          |               |               |            |           |                   |           |             |
| 110-254-53112  | Annual Facility Lease         | 0.00          | 0.00          | 0.00       | 0.00      | 0.00              | 0.00      | 0.00        |
| 110-254-53121  | Light & Power                 | 3,619.00      | 2,518.71      | 2,518.71   | 1,100.29  | 0.00              | 1,100.29  | 30.40       |
| 110-254-53122  | Natural Gas/Propane           | 389.00        | 334.48        | 334.48     | 54.52     | 0.00              | 54.52     | 14.02       |
| 110-254-53123  | Telephone System              | 525.00        | 1,815.90      | 1,815.90   | -1,290.90 | 0.00              | -1,290.90 | -100.00     |
| 110-254-53124  | Cell Phones/Pagers            | 0.00          | 0.00          | 0.00       | 0.00      | 0.00              | 0.00      | 0.00        |
| 110-254-53125  | Internet Service              | 0.00          | 0.00          | 0.00       | 0.00      | 0.00              | 0.00      | 0.00        |
| 110-254-53127  | Water/Sewer/Trash             | 0.00          | 0.00          | 0.00       | 0.00      | 0.00              | 0.00      | 0.00        |
| 110-254-53131  | Roofing Repairs               | 0.00          | 0.00          | 0.00       | 0.00      | 0.00              | 0.00      | 0.00        |
| 110-254-53132  | Electrical Repairs            | 0.00          | 0.00          | 0.00       | 0.00      | 0.00              | 0.00      | 0.00        |
| 110-254-53133  | Heating/Cooling Repairs       | 38.00         | 22.22         | 22.22      | 15.78     | 0.00              | 15.78     | 41.53       |
| 110-254-53134  | Plumbing Repairs              | 0.00          | 0.00          | 0.00       | 0.00      | 0.00              | 0.00      | 0.00        |
| 110-254-53135  | Carpentry/Painting            | 0.00          | 9.95          | 9.95       | -9.95     | 0.00              | -9.95     | -100.00     |
| 110-254-53136  | Concrete Masonary             | 0.00          | 0.00          | 0.00       | 0.00      | 0.00              | 0.00      | 0.00        |
| 110-254-53141  | Grounds Maintenance/Repair    | 0.00          | 0.00          | 0.00       | 0.00      | 0.00              | 0.00      | 0.00        |
| 110-254-53149  | Misc Facility Repairs/Maint   | 0.00          | 0.00          | 0.00       | 0.00      | 0.00              | 0.00      | 0.00        |
| 110-254-53151  | Janitorial Service - Contract | 0.00          | 0.00          | 0.00       | 0.00      | 0.00              | 0.00      | 0.00        |
| 110-254-55329  | Other Contract Services       | 0.00          | 25.00         | 25.00      | -25.00    | 0.00              | -25.00    | -100.00     |
| 110-254-55341  | Trash Collection Service      | 0.00          | 0.00          | 0.00       | 0.00      | 0.00              | 0.00      | 0.00        |
| 110-254-55342  | Landscaping/Groundskeeping    | 0.00          | 0.00          | 0.00       | 0.00      | 0.00              | 0.00      | 0.00        |
|                | E52 Sub Totals:               | 4,571.00      | 4,726.26      | 4,726.26   | -155.26   | 0.00              | -155.26   | -100.00     |
| E50            | Commodities                   |               |               |            |           |                   |           |             |
| 110-254-52122  | Safety Signs and Barricades   | 0.00          | 0.00          | 0.00       | 0.00      | 0.00              | 0.00      | 0.00        |
| 110-254-52124  | Building Materials            | 0.00          | 0.00          | 0.00       | 0.00      | 0.00              | 0.00      | 0.00        |
| 110-254-52131  | Electrical/Plumbing Supplies  | 89.00         | 139.25        | 139.25     | -50.25    | 0.00              | -50.25    | -100.00     |
| 110-254-52132  | Machine Fabricated Parts      | 0.00          | 0.00          | 0.00       | 0.00      | 0.00              | 0.00      | 0.00        |
| 110-254-52133  | Misc Hardware                 | 66.00         | 95.35         | 95.35      | -29.35    | 0.00              | -29.35    | -100.00     |
| 110-254-52163  | Medical Supplies              | 0.00          | 0.00          | 0.00       | 0.00      | 0.00              | 0.00      | 0.00        |
| 110-254-52165  | Pesticides                    | 0.00          | 0.00          | 0.00       | 0.00      | 0.00              | 0.00      | 0.00        |
| 110-254-52168  | Minor Tools/Instruments       | 0.00          | 0.00          | 0.00       | 0.00      | 0.00              | 0.00      | 0.00        |
| 110-254-53152  | Cleaning Supplies             | 233.00        | 324.53        | 324.53     | -91.53    | 0.00              | -91.53    | -100.00     |
| 110-254-53153  | Cleaning - Paper Products     | 63.00         | 181.56        | 181.56     | -118.56   | 0.00              | -118.56   | -100.00     |
|                | E54 Sub Totals:               | 451.00        | 740.69        | 740.69     | -289.69   | 0.00              | -289.69   | -100.00     |
|                | Expense Sub Totals:           | 5,022.00      | 5,466.95      | 5,466.95   | -444.95   | 0.00              | -444.95   | -100.00     |
|                | Dept 254 Sub Totals:          | 5,022.00      | 5,466.95      | 5,466.95   | -444.95   | 0.00              | -444.95   | -100.00     |

| Account Number | Description                   | Budget Amount | Period Amount | YTD Amount | YTD Var  | Encumbered Amount | Available | % Available |
|----------------|-------------------------------|---------------|---------------|------------|----------|-------------------|-----------|-------------|
| Dept 110-255   | Train Depot                   |               |               |            |          |                   |           |             |
| E52            | Contractual Services          |               |               |            |          |                   |           |             |
| 110-255-53112  | Annual Facility Lease         | 9,000.00      | 8,689.39      | 8,689.39   | 310.61   | 0.00              | 310.61    | 3.45        |
| 110-255-53121  | Light & Power                 | 3,507.00      | 2,690.58      | 2,690.58   | 816.42   | 0.00              | 816.42    | 23.28       |
| 110-255-53122  | Natural Gas/Propane           | 0.00          | 0.00          | 0.00       | 0.00     | 0.00              | 0.00      | 0.00        |
| 110-255-53123  | Telephone System              | 0.00          | 0.00          | 0.00       | 0.00     | 0.00              | 0.00      | 0.00        |
| 110-255-53124  | Cell Phones/Pagers            | 0.00          | 0.00          | 0.00       | 0.00     | 0.00              | 0.00      | 0.00        |
| 110-255-53125  | Internet Service              | 0.00          | 0.00          | 0.00       | 0.00     | 0.00              | 0.00      | 0.00        |
| 110-255-53127  | Water/Sewer/Trash             | 0.00          | 0.00          | 0.00       | 0.00     | 0.00              | 0.00      | 0.00        |
| 110-255-53131  | Roofing Repairs               | 0.00          | 0.00          | 0.00       | 0.00     | 0.00              | 0.00      | 0.00        |
| 110-255-53132  | Electrical Repairs            | 0.00          | 0.00          | 0.00       | 0.00     | 0.00              | 0.00      | 0.00        |
| 110-255-53133  | Heating/Cooling Repairs       | 0.00          | 0.00          | 0.00       | 0.00     | 0.00              | 0.00      | 0.00        |
| 110-255-53134  | Plumbing Repairs              | 0.00          | 0.00          | 0.00       | 0.00     | 0.00              | 0.00      | 0.00        |
| 110-255-53135  | Carpentry/Painting            | 0.00          | 51.98         | 51.98      | -51.98   | 0.00              | -51.98    | -100.00     |
| 110-255-53136  | Concrete Masonary             | 0.00          | 0.00          | 0.00       | 0.00     | 0.00              | 0.00      | 0.00        |
| 110-255-53141  | Grounds Maintenance/Repair    | 0.00          | 0.00          | 0.00       | 0.00     | 0.00              | 0.00      | 0.00        |
| 110-255-53149  | Misc Facility Repairs/Maint   | 0.00          | 0.00          | 0.00       | 0.00     | 0.00              | 0.00      | 0.00        |
| 110-255-53151  | Janitorial Service - Contract | 0.00          | 0.00          | 0.00       | 0.00     | 0.00              | 0.00      | 0.00        |
| 110-255-55329  | Other Contract Services       | 0.00          | 0.00          | 0.00       | 0.00     | 0.00              | 0.00      | 0.00        |
| 110-255-55341  | Trash Collection Service      | 0.00          | 0.00          | 0.00       | 0.00     | 0.00              | 0.00      | 0.00        |
| 110-255-55342  | Landscaping/Groundskeeping    | 0.00          | 0.00          | 0.00       | 0.00     | 0.00              | 0.00      | 0.00        |
| 110-255-55614  | Services - Pest Control       | 0.00          | 0.00          | 0.00       | 0.00     | 0.00              | 0.00      | 0.00        |
| 101            | E52 Sub Totals:               | 12,507.00     | 11,431.95     | 11,431.95  | 1,075.05 | 0.00              | 1,075.05  | 8.60        |
| E54            | Commodities                   |               |               |            |          |                   |           |             |
| 110-255-52122  | Safety Signs and Barricades   | 0.00          | 0.00          | 0.00       | 0.00     | 0.00              | 0.00      | 0.00        |
| 110-255-52124  | Building Materials            | 0.00          | 0.00          | 0.00       | 0.00     | 0.00              | 0.00      | 0.00        |
| 110-255-52131  | Electrical/Plumbing Supplies  | 21.00         | 20.40         | 20.40      | 0.60     | 0.00              | 0.60      | 2.86        |
| 110-255-52132  | Machine Fabricated Parts      | 0.00          | 0.00          | 0.00       | 0.00     | 0.00              | 0.00      | 0.00        |
| 110-255-52133  | Misc Hardware                 | 0.00          | 0.00          | 0.00       | 0.00     | 0.00              | 0.00      | 0.00        |
| 110-255-52163  | Medical Supplies              | 0.00          | 0.00          | 0.00       | 0.00     | 0.00              | 0.00      | 0.00        |
| 110-255-52165  | Pesticides                    | 0.00          | 0.00          | 0.00       | 0.00     | 0.00              | 0.00      | 0.00        |
| 110-255-52168  | Minor Tools/Instruments       | 0.00          | 0.00          | 0.00       | 0.00     | 0.00              | 0.00      | 0.00        |
| 110-255-53152  | Cleaning Supplies             | 0.00          | 0.00          | 0.00       | 0.00     | 0.00              | 0.00      | 0.00        |
| 110-255-53153  | Cleaning - Paper Products     | 0.00          | 0.00          | 0.00       | 0.00     | 0.00              | 0.00      | 0.00        |
|                | E54 Sub Totals:               | 21.00         | 20.40         | 20.40      | 0.60     | 0.00              | 0.60      | 2.86        |
|                | Expense Sub Totals:           | 12,528.00     | 11,452.35     | 11,452.35  | 1,075.65 | 0.00              | 1,075.65  | 8.59        |
|                | Dept 255 Sub Totals:          | 12,528.00     | 11,452.35     | 11,452.35  | 1,075.65 | 0.00              | 1,075.65  | 8.59        |

Item # 27

| Account Number | Description                    | Budget Amount | Period Amount | YTD Amount | YTD Var   | Encumbered Amount | Available | % Available |
|----------------|--------------------------------|---------------|---------------|------------|-----------|-------------------|-----------|-------------|
| Dept 110-256   | Police Dept - 300 W Center St. |               |               |            |           |                   |           |             |
| E52            | Contractual Services           |               |               |            |           |                   |           |             |
| 110-256-53112  | Annual Facility Lease          | 0.00          | 0.00          | 0.00       | 0.00      | 0.00              | 0.00      | 0.00        |
| 110-256-53121  | Light & Power                  | 12,586.00     | 15,151.46     | 15,151.46  | -2,565.46 | 0.00              | -2,565.46 | -100.00     |
| 110-256-53122  | Natural Gas/Propane            | 0.00          | 0.00          | 0.00       | 0.00      | 0.00              | 0.00      | 0.00        |
| 110-256-53123  | Telephone System               | 25,480.00     | 19,137.04     | 19,137.04  | 6,342.96  | 0.00              | 6,342.96  | 24.89       |
| 110-256-53124  | Cell Phones/Pagers             | 0.00          | 0.00          | 0.00       | 0.00      | 0.00              | 0.00      | 0.00        |
| 110-256-53125  | Internet Service               | 2,545.00      | 2,544.24      | 2,544.24   | 0.76      | 0.00              | 0.76      | 0.03        |
| 110-256-53127  | Water/Sewer/Trash              | 0.00          | 0.00          | 0.00       | 0.00      | 0.00              | 0.00      | 0.00        |
| 110-256-53131  | Roofing Repairs                | 0.00          | 25.00         | 25.00      | -25.00    | 0.00              | -25.00    | -100.00     |
| 110-256-53132  | Electrical Repairs             | 0.00          | 324.83        | 324.83     | -324.83   | 0.00              | -324.83   | -100.00     |
| 110-256-53133  | Heating/Cooling Repairs        | 38.00         | 397.34        | 397.34     | -359.34   | 0.00              | -359.34   | -100.00     |
| 110-256-53134  | Plumbing Repairs               | 0.00          | 0.00          | 0.00       | 0.00      | 0.00              | 0.00      | 0.00        |
| 110-256-53135  | Carpentry/Painting             | 42.00         | 41.48         | 41.48      | 0.52      | 0.00              | 0.52      | 1.24        |
| 110-256-53136  | Concrete Masonary              | 0.00          | 0.00          | 0.00       | 0.00      | 0.00              | 0.00      | 0.00        |
| 110-256-53141  | Grounds Maintenance/Repair     | 0.00          | 0.00          | 0.00       | 0.00      | 0.00              | 0.00      | 0.00        |
| 110-256-53149  | Misc Facility Repairs/Maint    | 0.00          | 9.58          | 9.58       | -9.58     | 0.00              | -9.58     | -100.00     |
| 110-256-53151  | Janitorial Service - Contract  | 0.00          | 0.00          | 0.00       | 0.00      | 0.00              | 0.00      | 0.00        |
| 110-256-53155  | Maintenance - Equipment        | 0.00          | 0.00          | 0.00       | 0.00      | 0.00              | 0.00      | 0.00        |
| 110-256-55329  | Other Contract Services        | 156.00        | 467.88        | 467.88     | -311.88   | 0.00              | -311.88   | -100.00     |
| 110-256-55341  | Trash Collection Service       | 0.00          | 0.00          | 0.00       | 0.00      | 0.00              | 0.00      | 0.00        |
| 110-256-55342  | Landscaping/Groundskeeping     | 0.00          | 0.00          | 0.00       | 0.00      | 0.00              | 0.00      | 0.00        |
| 110-256-55614  | Services - Pest Control        | 0.00          | 0.00          | 0.00       | 0.00      | 0.00              | 0.00      | 0.00        |
|                | E52 Sub Totals:                | 40,847.00     | 38,098.85     | 38,098.85  | 2,748.15  | 0.00              | 2,748.15  | 6.73        |
| E54            | Commodities                    |               |               |            |           |                   |           |             |
| 110-256-52122  | Safety Signs and Barricades    | 0.00          | 0.00          | 0.00       | 0.00      | 0.00              | 0.00      | 0.00        |
| 110-256-52124  | Building Materials             | 0.00          | 0.00          | 0.00       | 0.00      | 0.00              | 0.00      | 0.00        |
| 110-256-52131  | Electrical/Plumbing Supplies   | 429.00        | 588.05        | 588.05     | -159.05   | 0.00              | -159.05   | -100.00     |
| 110-256-52132  | Machine Fabricated Parts       | 0.00          | 0.00          | 0.00       | 0.00      | 0.00              | 0.00      | 0.00        |
| 110-256-52133  | Misc Hardware                  | 10.00         | 9.23          | 9.23       | 0.77      | 0.00              | 0.77      | 7.70        |
| 110-256-52163  | Medical Supplies               | 0.00          | 0.00          | 0.00       | 0.00      | 0.00              | 0.00      | 0.00        |
| 110-256-52165  | Pesticides                     | 0.00          | 0.00          | 0.00       | 0.00      | 0.00              | 0.00      | 0.00        |
| 110-256-52168  | Minor Tools/Instruments        | 0.00          | 0.00          | 0.00       | 0.00      | 0.00              | 0.00      | 0.00        |
| 110-256-53152  | Cleaning Supplies              | 187.00        | 1,086.47      | 1,086.47   | -899.47   | 0.00              | -899.47   | -100.00     |
| 110-256-53153  | Cleaning - Paper Products      | 51.00         | 680.48        | 680.48     | -629.48   | 0.00              | -629.48   | -100.00     |
|                | E54 Sub Totals:                | 677.00        | 2,364.23      | 2,364.23   | -1,687.23 | 0.00              | -1,687.23 | -100.00     |
|                | Expense Sub Totals:            | 41,524.00     | 40,463.08     | 40,463.08  | 1,060.92  | 0.00              | 1,060.92  | 2.55        |
|                | Dept 256 Sub Totals:           | 41,524.00     | 40,463.08     | 40,463.08  | 1,060.92  | 0.00              | 1,060.92  | 2.55        |



| Account Number | Description                   | Budget Amount | Period Amount | YTD Amount | YTD Var | Encumbered Amount | Available | % Available |
|----------------|-------------------------------|---------------|---------------|------------|---------|-------------------|-----------|-------------|
| Dept 110-257   | Police Dept - 111 N Front St. |               |               |            |         |                   |           |             |
| E52            | Contractual Services          |               |               |            |         |                   |           |             |
| 110-257-53112  | Annual Facility Lease         | 0.00          | 0.00          | 0.00       | 0.00    | 0.00              | 0.00      | 0.00        |
| 110-257-53121  | Light & Power                 | 18,275.00     | 18,138.25     | 18,138.25  | 136.75  | 0.00              | 136.75    | 0.75        |
| 110-257-53122  | Natural Gas/Propane           | 0.00          | 0.00          | 0.00       | 0.00    | 0.00              | 0.00      | 0.00        |
| 110-257-53123  | Telephone System              | 0.00          | 0.00          | 0.00       | 0.00    | 0.00              | 0.00      | 0.00        |
| 110-257-53124  | Cell Phones/Pagers            | 0.00          | 0.00          | 0.00       | 0.00    | 0.00              | 0.00      | 0.00        |
| 110-257-53125  | Internet Service              | 0.00          | 0.00          | 0.00       | 0.00    | 0.00              | 0.00      | 0.00        |
| 110-257-53127  | Water/Sewer/Trash             | 0.00          | 0.00          | 0.00       | 0.00    | 0.00              | 0.00      | 0.00        |
| 110-257-53131  | Roofing Repairs               | 0.00          | 0.00          | 0.00       | 0.00    | 0.00              | 0.00      | 0.00        |
| 110-257-53132  | Electrical Repairs            | 0.00          | 0.00          | 0.00       | 0.00    | 0.00              | 0.00      | 0.00        |
| 110-257-53133  | Heating/Cooling Repairs       | 0.00          | 81.00         | 81.00      | -81.00  | 0.00              | -81.00    | -100.00     |
| 110-257-53134  | Plumbing Repairs              | 0.00          | 0.00          | 0.00       | 0.00    | 0.00              | 0.00      | 0.00        |
| 110-257-53135  | Carpentry/Painting            | 0.00          | 0.00          | 0.00       | 0.00    | 0.00              | 0.00      | 0.00        |
| 110-257-53136  | Concrete Masonary             | 0.00          | 0.00          | 0.00       | 0.00    | 0.00              | 0.00      | 0.00        |
| 110-257-53141  | Grounds Maintenance/Repair    | 0.00          | 0.00          | 0.00       | 0.00    | 0.00              | 0.00      | 0.00        |
| 110-257-53149  | Misc Facility Repairs/Maint   | 0.00          | 0.00          | 0.00       | 0.00    | 0.00              | 0.00      | 0.00        |
| 110-257-53151  | Janitorial Service - Contract | 0.00          | 0.00          | 0.00       | 0.00    | 0.00              | 0.00      | 0.00        |
| 110-257-55329  | Other Contract Services       | 0.00          | 0.00          | 0.00       | 0.00    | 0.00              | 0.00      | 0.00        |
| 110-257-55341  | Trash Collection Service      | 0.00          | 0.00          | 0.00       | 0.00    | 0.00              | 0.00      | 0.00        |
| 110-257-55342  | Landscaping/Groundskeeping    | 0.00          | 0.00          | 0.00       | 0.00    | 0.00              | 0.00      | 0.00        |
| 110-257-55614  | Services - Pest Control       | 0.00          | 0.00          | 0.00       | 0.00    | 0.00              | 0.00      | 0.00        |
| 110-257-55615  | Services - Security           | 0.00          | 0.00          | 0.00       | 0.00    | 0.00              | 0.00      | 0.00        |
|                | E52 Sub Totals:               | 18,275.00     | 18,219.25     | 18,219.25  | 55.75   | 0.00              | 55.75     | 0.31        |
| E54            | Commodities                   |               |               |            |         |                   |           |             |
| 110-257-52122  | Safety Signs and Barricades   | 0.00          | 0.00          | 0.00       | 0.00    | 0.00              | 0.00      | 0.00        |
| 110-257-52124  | Building Materials            | 0.00          | 0.00          | 0.00       | 0.00    | 0.00              | 0.00      | 0.00        |
| 110-257-52131  | Electrical/Plumbing Supplies  | 0.00          | 0.00          | 0.00       | 0.00    | 0.00              | 0.00      | 0.00        |
| 110-257-52132  | Machine Fabricated Parts      | 0.00          | 0.00          | 0.00       | 0.00    | 0.00              | 0.00      | 0.00        |
| 110-257-52133  | Misc Hardware                 | 0.00          | 0.00          | 0.00       | 0.00    | 0.00              | 0.00      | 0.00        |
| 110-257-52163  | Medical Supplies              | 0.00          | 0.00          | 0.00       | 0.00    | 0.00              | 0.00      | 0.00        |
| 110-257-52165  | Pesticides                    | 0.00          | 0.00          | 0.00       | 0.00    | 0.00              | 0.00      | 0.00        |
| 110-257-52168  | Minor Tools/Instruments       | 0.00          | 0.00          | 0.00       | 0.00    | 0.00              | 0.00      | 0.00        |
| 110-257-53152  | Cleaning Supplies             | 0.00          | 194.92        | 194.92     | -194.92 | 0.00              | -194.92   | -100.00     |
| 110-257-53153  | Cleaning - Paper Products     | 0.00          | 0.00          | 0.00       | 0.00    | 0.00              | 0.00      | 0.00        |
|                | E54 Sub Totals:               | 0.00          | 194.92        | 194.92     | -194.92 | 0.00              | -194.92   | -100.00     |
|                | Expense Sub Totals:           | 18,275.00     | 18,414.17     | 18,414.17  | -139.17 | 0.00              | -139.17   | -100.00     |
|                | Dept 257 Sub Totals:          | 18,275.00     | 18,414.17     | 18,414.17  | -139.17 | 0.00              | -139.17   | -100.00     |

Item # 27

| Account Number       | Description                   | Budget Amount | Period Amount | YTD Amount | YTD Var   | Encumbered Amount | Available | % Available |
|----------------------|-------------------------------|---------------|---------------|------------|-----------|-------------------|-----------|-------------|
| Dept 110-258         | Parks Shop - 225 Rebel Dr.    |               |               |            |           |                   |           |             |
| E52                  | Contractual Services          |               |               |            |           |                   |           |             |
| 110-258-53112        | Annual Facility Lease         | 0.00          | 0.00          | 0.00       | 0.00      | 0.00              | 0.00      | 0.00        |
| 110-258-53121        | Light & Power                 | 2,160.00      | 2,540.28      | 2,540.28   | -380.28   | 0.00              | -380.28   | -100.00     |
| 110-258-53122        | Natural Gas/Propane           | 946.00        | 971.38        | 971.38     | -25.38    | 0.00              | -25.38    | -100.00     |
| 110-258-53123        | Telephone System              | 357.00        | 1,317.46      | 1,317.46   | -960.46   | 0.00              | -960.46   | -100.00     |
| 110-258-53124        | Cell Phones/Pagers            | 0.00          | 0.00          | 0.00       | 0.00      | 0.00              | 0.00      | 0.00        |
| 110-258-53125        | Internet Service              | 0.00          | 0.00          | 0.00       | 0.00      | 0.00              | 0.00      | 0.00        |
| 110-258-53127        | Water/Sewer/Trash             | 0.00          | 0.00          | 0.00       | 0.00      | 0.00              | 0.00      | 0.00        |
| 110-258-53131        | Roofing Repairs               | 0.00          | 0.00          | 0.00       | 0.00      | 0.00              | 0.00      | 0.00        |
| 110-258-53132        | Electrical Repairs            | 80.00         | 576.45        | 576.45     | -496.45   | 0.00              | -496.45   | -100.00     |
| 110-258-53133        | Heating/Cooling Repairs       | 19.00         | 128.95        | 128.95     | -109.95   | 0.00              | -109.95   | -100.00     |
| 110-258-53134        | Plumbing Repairs              | 0.00          | 0.00          | 0.00       | 0.00      | 0.00              | 0.00      | 0.00        |
| 110-258-53135        | Carpentry/Painting            | 0.00          | 555.90        | 555.90     | -555.90   | 0.00              | -555.90   | -100.00     |
| 110-258-53136        | Concrete Masonary             | 0.00          | 0.00          | 0.00       | 0.00      | 0.00              | 0.00      | 0.00        |
| 110-258-53141        | Grounds Maintenance/Repair    | 0.00          | 0.00          | 0.00       | 0.00      | 0.00              | 0.00      | 0.00        |
| 110-258-53149        | Misc Facility Repairs/Maint   | 0.00          | 39.07         | 39.07      | -39.07    | 0.00              | -39.07    | -100.00     |
| 110-258-53151        | Janitorial Service - Contract | 0.00          | 0.00          | 0.00       | 0.00      | 0.00              | 0.00      | 0.00        |
| 110-258-55329        | Other Contract Services       | 180.00        | 540.00        | 540.00     | -360.00   | 0.00              | -360.00   | -100.00     |
| 110-258-55341        | Trash Collection Service      | 0.00          | 0.00          | 0.00       | 0.00      | 0.00              | 0.00      | 0.00        |
| 110-258-55342        | Landscaping/Groundskeeping    | 0.00          | 0.00          | 0.00       | 0.00      | 0.00              | 0.00      | 0.00        |
| 110-258-55614        | Services - Pest Control       | 0.00          | 0.00          | 0.00       | 0.00      | 0.00              | 0.00      | 0.00        |
| E52 Sub Totals:      |                               | 3,742.00      | 6,669.49      | 6,669.49   | -2,927.49 | 0.00              | -2,927.49 | -100.00     |
| E53                  | Commodities                   |               |               |            |           |                   |           |             |
| 110-258-52122        | Safety Signs and Barricades   | 0.00          | 0.00          | 0.00       | 0.00      | 0.00              | 0.00      | 0.00        |
| 110-258-52124        | Building Materials            | 0.00          | 151.61        | 151.61     | -151.61   | 0.00              | -151.61   | -100.00     |
| 110-258-52131        | Electrical/Plumbing Supplies  | 124.00        | 127.20        | 127.20     | -3.20     | 0.00              | -3.20     | -100.00     |
| 110-258-52132        | Machine Fabricated Parts      | 0.00          | 0.00          | 0.00       | 0.00      | 0.00              | 0.00      | 0.00        |
| 110-258-52133        | Misc Hardware                 | 0.00          | 0.00          | 0.00       | 0.00      | 0.00              | 0.00      | 0.00        |
| 110-258-52163        | Medical Supplies              | 0.00          | 264.27        | 264.27     | -264.27   | 0.00              | -264.27   | -100.00     |
| 110-258-52165        | Pesticides                    | 0.00          | 0.00          | 0.00       | 0.00      | 0.00              | 0.00      | 0.00        |
| 110-258-52168        | Minor Tools/Instruments       | 0.00          | 499.28        | 499.28     | -499.28   | 0.00              | -499.28   | -100.00     |
| 110-258-53152        | Cleaning Supplies             | 94.00         | 197.45        | 197.45     | -103.45   | 0.00              | -103.45   | -100.00     |
| 110-258-53153        | Cleaning - Paper Products     | 26.00         | 286.54        | 286.54     | -260.54   | 0.00              | -260.54   | -100.00     |
| E54 Sub Totals:      |                               | 244.00        | 1,526.35      | 1,526.35   | -1,282.35 | 0.00              | -1,282.35 | -100.00     |
| Expense Sub Totals:  |                               | 3,986.00      | 8,195.84      | 8,195.84   | -4,209.84 | 0.00              | -4,209.84 | -100.00     |
| Dept 258 Sub Totals: |                               | 3,986.00      | 8,195.84      | 8,195.84   | -4,209.84 | 0.00              | -4,209.84 | -100.00     |

Item # 27

| Account Number       | Description                   | Budget Amount | Period Amount | YTD Amount | YTD Var   | Encumbered Amount | Available | % Available |
|----------------------|-------------------------------|---------------|---------------|------------|-----------|-------------------|-----------|-------------|
| Dept 110-259         | Parks Admin - Lake Kyle       |               |               |            |           |                   |           |             |
| E52                  | Contractual Services          | 0.00          | 0.00          | 0.00       | 0.00      | 0.00              | 0.00      | 0.00        |
| 110-259-53112        | Annual Facility Lease         | 0.00          | 1,897.25      | 1,897.25   | -1,897.25 | 0.00              | -1,897.25 | -100.00     |
| 110-259-53121        | Light & Power                 | 0.00          | 0.00          | 0.00       | 0.00      | 0.00              | 0.00      | 0.00        |
| 110-259-53122        | Natural Gas/Propane           | 0.00          | 0.00          | 0.00       | 0.00      | 0.00              | 0.00      | 0.00        |
| 110-259-53123        | Telephone System              | 0.00          | 0.00          | 0.00       | 0.00      | 0.00              | 0.00      | 0.00        |
| 110-259-53124        | Cell Phones/Pagers            | 0.00          | 0.00          | 0.00       | 0.00      | 0.00              | 0.00      | 0.00        |
| 110-259-53125        | Internet Service              | 0.00          | 0.00          | 0.00       | 0.00      | 0.00              | 0.00      | 0.00        |
| 110-259-53127        | Water/Sewer/Trash             | 0.00          | 0.00          | 0.00       | 0.00      | 0.00              | 0.00      | 0.00        |
| 110-259-53131        | Roofing Repairs               | 0.00          | 0.00          | 0.00       | 0.00      | 0.00              | 0.00      | 0.00        |
| 110-259-53132        | Electrical Repairs            | 0.00          | 0.00          | 0.00       | 0.00      | 0.00              | 0.00      | 0.00        |
| 110-259-53133        | Heating/Cooling Repairs       | 0.00          | 107.86        | 107.86     | -107.86   | 0.00              | -107.86   | -100.00     |
| 110-259-53134        | Plumbing Repairs              | 0.00          | 0.00          | 0.00       | 0.00      | 0.00              | 0.00      | 0.00        |
| 110-259-53135        | Carpentry/Painting            | 0.00          | 289.16        | 289.16     | -289.16   | 0.00              | -289.16   | -100.00     |
| 110-259-53136        | Concrete Masonry              | 0.00          | 0.00          | 0.00       | 0.00      | 0.00              | 0.00      | 0.00        |
| 110-259-53141        | Grounds Maintenance/Repair    | 0.00          | 0.00          | 0.00       | 0.00      | 0.00              | 0.00      | 0.00        |
| 110-259-53149        | Misc Facility Repairs/Maint   | 0.00          | 2.39          | 2.39       | -2.39     | 0.00              | -2.39     | -100.00     |
| 110-259-53151        | Janitorial Service - Contract | 0.00          | 0.00          | 0.00       | 0.00      | 0.00              | 0.00      | 0.00        |
| 110-259-55329        | Other Contract Services       | 0.00          | 0.00          | 0.00       | 0.00      | 0.00              | 0.00      | 0.00        |
| 110-259-55341        | Trash Collection Service      | 0.00          | 0.00          | 0.00       | 0.00      | 0.00              | 0.00      | 0.00        |
| 110-259-55342        | Landscaping/Groundskeeping    | 0.00          | 200.31        | 200.31     | -200.31   | 0.00              | -200.31   | -100.00     |
| 110-259-55614        | Services - Pest Control       | 0.00          | 0.00          | 0.00       | 0.00      | 0.00              | 0.00      | 0.00        |
| E52 Sub Totals:      |                               | 0.00          | 2,496.97      | 2,496.97   | -2,496.97 | 0.00              | -2,496.97 | -100.00     |
| E53                  | Commodities                   |               |               |            |           |                   |           |             |
| 110-259-52122        | Safety Signs and Barricades   | 0.00          | 201.36        | 201.36     | -201.36   | 0.00              | -201.36   | -100.00     |
| 110-259-52124        | Building Materials            | 0.00          | 36.77         | 36.77      | -36.77    | 0.00              | -36.77    | -100.00     |
| 110-259-52131        | Electrical/Plumbing Supplies  | 0.00          | 404.42        | 404.42     | -404.42   | 0.00              | -404.42   | -100.00     |
| 110-259-52132        | Machine Fabricated Parts      | 0.00          | 0.00          | 0.00       | 0.00      | 0.00              | 0.00      | 0.00        |
| 110-259-52133        | Misc Hardware                 | 0.00          | 280.19        | 280.19     | -280.19   | 0.00              | -280.19   | -100.00     |
| 110-259-52163        | Medical Supplies              | 0.00          | 150.86        | 150.86     | -150.86   | 0.00              | -150.86   | -100.00     |
| 110-259-52165        | Pesticides                    | 0.00          | 0.00          | 0.00       | 0.00      | 0.00              | 0.00      | 0.00        |
| 110-259-52168        | Minor Tools/Instruments       | 0.00          | 0.00          | 0.00       | 0.00      | 0.00              | 0.00      | 0.00        |
| 110-259-53152        | Cleaning Supplies             | 0.00          | 1,404.79      | 1,404.79   | -1,404.79 | 0.00              | -1,404.79 | -100.00     |
| 110-259-53153        | Cleaning - Paper Products     | 0.00          | 748.46        | 748.46     | -748.46   | 0.00              | -748.46   | -100.00     |
| E54 Sub Totals:      |                               | 0.00          | 3,226.85      | 3,226.85   | -3,226.85 | 0.00              | -3,226.85 | -100.00     |
| Expense Sub Totals:  |                               | 0.00          | 5,723.82      | 5,723.82   | -5,723.82 | 0.00              | -5,723.82 | -100.00     |
| Dept 259 Sub Totals: |                               | 0.00          | 5,723.82      | 5,723.82   | -5,723.82 | 0.00              | -5,723.82 | -100.00     |

Item # 27

| Account Number | Description                   | Budget Amount | Period Amount | YTD Amount | YTD Var   | Encumbered Amount | Available | % Available |
|----------------|-------------------------------|---------------|---------------|------------|-----------|-------------------|-----------|-------------|
| Dept 110-260   | Pool - Gregg Clarke Park      |               |               |            |           |                   |           |             |
| E52            | Contractual Services          |               |               |            |           |                   |           |             |
| 110-260-53112  | Annual Facility Lease         | 0.00          | 0.00          | 0.00       | 0.00      | 0.00              | 0.00      | 0.00        |
| 110-260-53121  | Light & Power                 | 8,844.00      | 10,075.94     | 10,075.94  | -1,231.94 | 0.00              | -1,231.94 | -100.00     |
| 110-260-53122  | Natural Gas/Propane           | 0.00          | 0.00          | 0.00       | 0.00      | 0.00              | 0.00      | 0.00        |
| 110-260-53123  | Telephone System              | 559.00        | 646.49        | 646.49     | -87.49    | 0.00              | -87.49    | -100.00     |
| 110-260-53124  | Cell Phones/Pagers            | 0.00          | 0.00          | 0.00       | 0.00      | 0.00              | 0.00      | 0.00        |
| 110-260-53125  | Internet Service              | 0.00          | 0.00          | 0.00       | 0.00      | 0.00              | 0.00      | 0.00        |
| 110-260-53127  | Water/Sewer/Trash             | 0.00          | 0.00          | 0.00       | 0.00      | 0.00              | 0.00      | 0.00        |
| 110-260-53131  | Roofing Repairs               | 0.00          | 0.00          | 0.00       | 0.00      | 0.00              | 0.00      | 0.00        |
| 110-260-53132  | Electrical Repairs            | 0.00          | 0.00          | 0.00       | 0.00      | 0.00              | 0.00      | 0.00        |
| 110-260-53133  | Heating/Cooling Repairs       | 0.00          | 0.00          | 0.00       | 0.00      | 0.00              | 0.00      | 0.00        |
| 110-260-53134  | Plumbing Repairs              | 0.00          | 199.00        | 199.00     | -199.00   | 0.00              | -199.00   | -100.00     |
| 110-260-53135  | Carpentry/Painting            | 0.00          | 510.26        | 510.26     | -510.26   | 0.00              | -510.26   | -100.00     |
| 110-260-53136  | Concrete Masonary             | 0.00          | 0.00          | 0.00       | 0.00      | 0.00              | 0.00      | 0.00        |
| 110-260-53141  | Grounds Maintenance/Repair    | 0.00          | 0.00          | 0.00       | 0.00      | 0.00              | 0.00      | 0.00        |
| 110-260-53149  | Misc Facility Repairs/Maint   | 0.00          | 428.75        | 428.75     | -428.75   | 0.00              | -428.75   | -100.00     |
| 110-260-53151  | Janitorial Service - Contract | 0.00          | 0.00          | 0.00       | 0.00      | 0.00              | 0.00      | 0.00        |
| 110-260-55329  | Other Contract Services       | 0.00          | 0.00          | 0.00       | 0.00      | 0.00              | 0.00      | 0.00        |
| 110-260-55341  | Trash Collection Service      | 0.00          | 0.00          | 0.00       | 0.00      | 0.00              | 0.00      | 0.00        |
| 110-260-55342  | Landscaping/Groundskeeping    | 0.00          | 278.61        | 278.61     | -278.61   | 0.00              | -278.61   | -100.00     |
|                | E52 Sub Totals:               | 9,403.00      | 12,139.05     | 12,139.05  | -2,736.05 | 0.00              | -2,736.05 | -100.00     |
| E50            | Commodities                   |               |               |            |           |                   |           |             |
| 110-260-52122  | Safety Signs and Barricades   | 0.00          | 0.00          | 0.00       | 0.00      | 0.00              | 0.00      | 0.00        |
| 110-260-52124  | Building Materials            | 0.00          | 354.79        | 354.79     | -354.79   | 0.00              | -354.79   | -100.00     |
| 110-260-52131  | Electrical/Plumbing Supplies  | 246.00        | 2,134.25      | 2,134.25   | -1,888.25 | 0.00              | -1,888.25 | -100.00     |
| 110-260-52132  | Machine Fabricated Parts      | 0.00          | 0.00          | 0.00       | 0.00      | 0.00              | 0.00      | 0.00        |
| 110-260-52133  | Misc Hardware                 | 0.00          | 0.00          | 0.00       | 0.00      | 0.00              | 0.00      | 0.00        |
| 110-260-52163  | Medical Supplies              | 0.00          | 17.22         | 17.22      | -17.22    | 0.00              | -17.22    | -100.00     |
| 110-260-52165  | Pesticides                    | 0.00          | 0.00          | 0.00       | 0.00      | 0.00              | 0.00      | 0.00        |
| 110-260-52168  | Minor Tools/Instruments       | 0.00          | 0.00          | 0.00       | 0.00      | 0.00              | 0.00      | 0.00        |
| 110-260-53152  | Cleaning Supplies             | 0.00          | 0.00          | 0.00       | 0.00      | 0.00              | 0.00      | 0.00        |
| 110-260-53153  | Cleaning - Paper Products     | 0.00          | 157.40        | 157.40     | -157.40   | 0.00              | -157.40   | -100.00     |
|                | E54 Sub Totals:               | 246.00        | 2,663.66      | 2,663.66   | -2,417.66 | 0.00              | -2,417.66 | -100.00     |
|                | Expense Sub Totals:           | 9,649.00      | 14,802.71     | 14,802.71  | -5,153.71 | 0.00              | -5,153.71 | -100.00     |
|                | Dept 260 Sub Totals:          | 9,649.00      | 14,802.71     | 14,802.71  | -5,153.71 | 0.00              | -5,153.71 | -100.00     |

| Account Number | Description                 | Budget Amount | Period Amount | YTD Amount    | YTD Var     | Encumbered Amount | Available   | % Available |
|----------------|-----------------------------|---------------|---------------|---------------|-------------|-------------------|-------------|-------------|
| Dept 110-310   | Property Taxes              |               |               |               |             |                   |             |             |
| R01            | Taxes & Access Fees         |               |               |               |             |                   |             |             |
| 110-310-40111  | Property Taxes - Current    | 3,213,800.00  | 3,347,839.84  | 3,347,839.84  | -134,039.84 | 0.00              | -134,039.84 | -100.00     |
| 110-310-40112  | Property Taxes - Delinquent | 15,000.00     | 22,271.57     | 22,271.57     | -7,271.57   | 0.00              | -7,271.57   | -100.00     |
| 110-310-40114  | Property Taxes - Rollbacks  | 0.00          | 171.58        | 171.58        | -171.58     | 0.00              | -171.58     | -100.00     |
| 110-310-40115  | Property Taxes - P & I      | 15,000.00     | 16,126.13     | 16,126.13     | -1,126.13   | 0.00              | -1,126.13   | -100.00     |
|                | R01 Sub Totals:             | 3,243,800.00  | 3,386,409.12  | 3,386,409.12  | -142,609.12 | 0.00              | -142,609.12 | -100.00     |
|                | Revenue Sub Totals:         | 3,243,800.00  | 3,386,409.12  | 3,386,409.12  | -142,609.12 | 0.00              | -142,609.12 | -100.00     |
|                | Dept 310 Sub Totals:        | -3,243,800.00 | -3,386,409.12 | -3,386,409.12 | 142,609.12  | 0.00              | 0.00        | 0.00        |

| Account Number | Description                    | Budget Amount | Period Amount | YTD Amount    | YTD Var     | Encumbered Amount | Available   | % Available |
|----------------|--------------------------------|---------------|---------------|---------------|-------------|-------------------|-------------|-------------|
| Dept 110-312   | Sales and Use Tax              |               |               |               |             |                   |             |             |
| R01            | Taxes & Access Fees            |               |               |               |             |                   |             |             |
| 110-312-40121  | City Sales Tax                 | 2,215,300.00  | 2,360,191.50  | 2,360,191.50  | -144,891.50 | 0.00              | -144,891.50 | -100.00     |
| 110-312-40122  | Sales Tax (Prop Tax Reduction) | 1,091,100.00  | 1,180,095.76  | 1,180,095.76  | -88,995.76  | 0.00              | -88,995.76  | -100.00     |
|                | R01 Sub Totals:                | 3,306,400.00  | 3,540,287.26  | 3,540,287.26  | -233,887.26 | 0.00              | -233,887.26 | -100.00     |
|                | Revenue Sub Totals:            | 3,306,400.00  | 3,540,287.26  | 3,540,287.26  | -233,887.26 | 0.00              | -233,887.26 | -100.00     |
|                | Dept 312 Sub Totals:           | -3,306,400.00 | -3,540,287.26 | -3,540,287.26 | 233,887.26  | 0.00              | 0.00        | 0.00        |

| Account Number | Description                     | Budget Amount | Period Amount | YTD Amount | YTD Var   | Encumbered Amount | Available | % Available |
|----------------|---------------------------------|---------------|---------------|------------|-----------|-------------------|-----------|-------------|
| Dept 110-313   | Other Taxes                     |               |               |            |           |                   |           |             |
| R01            | Taxes & Access Fees             |               |               |            |           |                   |           |             |
| 110-313-40541  | Mixed Beverage (Liquor) Tax     | 4,000.00      | 7,782.39      | 7,782.39   | -3,782.39 | 0.00              | -3,782.39 | -100.00     |
| 110-313-40542  | Occupancy Tax/Skill Games       | 0.00          | 0.00          | 0.00       | 0.00      | 0.00              | 0.00      | 0.00        |
| 110-313-40545  | Payment in Lieu of Taxes (PILO) | 5,000.00      | 10,018.28     | 10,018.28  | -5,018.28 | 0.00              | -5,018.28 | -100.00     |
|                | R01 Sub Totals:                 | 9,000.00      | 17,800.67     | 17,800.67  | -8,800.67 | 0.00              | -8,800.67 | -100.00     |
|                | Revenue Sub Totals:             | 9,000.00      | 17,800.67     | 17,800.67  | -8,800.67 | 0.00              | -8,800.67 | -100.00     |
|                | Dept 313 Sub Totals:            | -9,000.00     | -17,800.67    | -17,800.67 | 8,800.67  | 0.00              | 0.00      | 0.00        |

| Account Number | Description                    | Budget Amount | Period Amount | YTD Amount  | YTD Var    | Encumbered Amount | Available  | % Available |
|----------------|--------------------------------|---------------|---------------|-------------|------------|-------------------|------------|-------------|
| Dept 110-315   | Franchise Tax                  |               |               |             |            |                   |            |             |
| R01            | Taxes & Access Fees            |               |               |             |            |                   |            |             |
| 110-315-41131  | Pedernales Electric            | 410,000.00    | 429,993.79    | 429,993.79  | -19,993.79 | 0.00              | -19,993.79 | -100.00     |
| 110-315-41132  | Gas Co-Ctrpnt/Entex/TX Gas Svc | 73,000.00     | 67,309.72     | 67,309.72   | 5,690.28   | 0.00              | 5,690.28   | 7.79        |
| 110-315-41133  | Time Warner Cable Franchise    | 96,000.00     | 138,656.91    | 138,656.91  | -42,656.91 | 0.00              | -42,656.91 | -100.00     |
|                | R01 Sub Totals:                | 579,000.00    | 635,960.42    | 635,960.42  | -56,960.42 | 0.00              | -56,960.42 | -100.00     |
|                | Revenue Sub Totals:            | 579,000.00    | 635,960.42    | 635,960.42  | -56,960.42 | 0.00              | -56,960.42 | -100.00     |
|                | Dept 315 Sub Totals:           | -579,000.00   | -635,960.42   | -635,960.42 | 56,960.42  | 0.00              | 0.00       | 0.00        |



| Account Number | Description             | Budget Amount | Period Amount | YTD Amount | YTD Var    | Encumbered Amount | Available  | % Available |
|----------------|-------------------------|---------------|---------------|------------|------------|-------------------|------------|-------------|
| Dept 110-316   | Access Fees             |               |               |            |            |                   |            |             |
| R01            | Taxes & Access Fees     |               |               |            |            |                   |            |             |
| 110-316-41141  | Verizon SW Access Fees  | 10,500.00     | 10,389.85     | 10,389.85  | 110.15     | 0.00              | 110.15     | 1.05        |
| 110-316-41142  | Time Warner Access Fees | 0.00          | 21,334.88     | 21,334.88  | -21,334.88 | 0.00              | -21,334.88 | -100.00     |
| 110-316-41149  | Other Access Fees       | 4,000.00      | 1,625.11      | 1,625.11   | 2,374.89   | 0.00              | 2,374.89   | 59.37       |
|                | R01 Sub Totals:         | 14,500.00     | 33,349.84     | 33,349.84  | -18,849.84 | 0.00              | -18,849.84 | -100.00     |
|                | Revenue Sub Totals:     | 14,500.00     | 33,349.84     | 33,349.84  | -18,849.84 | 0.00              | -18,849.84 | -100.00     |
|                | Dept 316 Sub Totals:    | -14,500.00    | -33,349.84    | -33,349.84 | 18,849.84  | 0.00              | 0.00       | 0.00        |

| Account Number | Description                    | Budget Amount | Period Amount | YTD Amount  | YTD Var    | Encumbered Amount | Available  | % Available |
|----------------|--------------------------------|---------------|---------------|-------------|------------|-------------------|------------|-------------|
| Dept 110-317   | Trash Collection Franchise Fee |               |               |             |            |                   |            |             |
| R01            | Taxes & Access Fees            |               |               |             |            |                   |            |             |
| 110-317-41161  | Trash Franchise - Res.         | 162,300.00    | 166,042.54    | 166,042.54  | -3,742.54  | 0.00              | -3,742.54  | -100.00     |
| 110-317-41162  | Trash Franchise - Compl.       | 48,000.00     | 58,887.07     | 58,887.07   | -10,887.07 | 0.00              | -10,887.07 | -100.00     |
|                | R01 Sub Totals:                | 210,300.00    | 224,929.61    | 224,929.61  | -14,629.61 | 0.00              | -14,629.61 | -100.00     |
|                | Revenue Sub Totals:            | 210,300.00    | 224,929.61    | 224,929.61  | -14,629.61 | 0.00              | -14,629.61 | -100.00     |
|                | Dept 317 Sub Totals:           | -210,300.00   | -224,929.61   | -224,929.61 | 14,629.61  | 0.00              | 0.00       | 0.00        |

| Account Number | Description          | Budget Amount | Period Amount | YTD Amount | YTD Var | Encumbered Amount | Available | % Available |
|----------------|----------------------|---------------|---------------|------------|---------|-------------------|-----------|-------------|
| Dept 110-319   | Other Franchise Fees |               |               |            |         |                   |           |             |
| R01            | Taxes & Access Fees  |               |               |            |         |                   |           |             |
| 110-319-41191  | Other Franchise Fees | 0.00          | 0.00          | 0.00       | 0.00    | 0.00              | 0.00      | 0.00        |
|                | R01 Sub Totals:      | 0.00          | 0.00          | 0.00       | 0.00    | 0.00              | 0.00      | 0.00        |
|                | Revenue Sub Totals:  | 0.00          | 0.00          | 0.00       | 0.00    | 0.00              | 0.00      | 0.00        |
|                | Dept 319 Sub Totals: | 0.00          | 0.00          | 0.00       | 0.00    | 0.00              | 0.00      | 0.00        |

| Account Number | Description                    | Budget Amount | Period Amount | YTD Amount    | YTD Var    | Encumbered Amount | Available  | % Available |
|----------------|--------------------------------|---------------|---------------|---------------|------------|-------------------|------------|-------------|
| Dept 110-321   | Charges for Services           |               |               |               |            |                   |            |             |
| R02            | Charges for Services           |               |               |               |            |                   |            |             |
| 110-321-41211  | Refuse Charges - Residential   | 1,623,000.00  | 1,661,479.82  | 1,661,479.82  | -38,479.82 | 0.00              | -38,479.82 | -100.00     |
| 110-321-41212  | Refuse Charges - Commercial    | 0.00          | 0.00          | 0.00          | 0.00       | 0.00              | 0.00       | 0.00        |
| 110-321-41213  | Refuse Collection - Penalty    | 80,500.00     | 101,718.61    | 101,718.61    | -21,218.61 | 0.00              | -21,218.61 | -100.00     |
| 110-321-41214  | Refuse Reconnect Fee           | 0.00          | 5,841.05      | 5,841.05      | -5,841.05  | 0.00              | -5,841.05  | -100.00     |
| 110-321-41215  | Miscellaneous Revenue          | 1,150.00      | 1,170.67      | 1,170.67      | -20.67     | 0.00              | -20.67     | -100.00     |
| 110-321-41216  | Billable City Work Revenue     | 0.00          | 0.00          | 0.00          | 0.00       | 0.00              | 0.00       | 0.00        |
| 110-321-41217  | Notary and Recording Fees      | 0.00          | 326.50        | 326.50        | -326.50    | 0.00              | -326.50    | -100.00     |
| 110-321-41218  | Solid Waste Administration Fee | 202,800.00    | 205,212.47    | 205,212.47    | -2,412.47  | 0.00              | -2,412.47  | -100.00     |
|                | R02 Sub Totals:                | 1,907,450.00  | 1,975,749.12  | 1,975,749.12  | -68,299.12 | 0.00              | -68,299.12 | -100.00     |
|                | Revenue Sub Totals:            | 1,907,450.00  | 1,975,749.12  | 1,975,749.12  | -68,299.12 | 0.00              | -68,299.12 | -100.00     |
|                | Dept 321 Sub Totals:           | -1,907,450.00 | -1,975,749.12 | -1,975,749.12 | 68,299.12  | 0.00              | 0.00       | 0.00        |

| Account Number | Description          | Budget Amount | Period Amount | YTD Amount | YTD Var    | Encumbered Amount | Available  | % Available |
|----------------|----------------------|---------------|---------------|------------|------------|-------------------|------------|-------------|
| Dept 110-322   | Library Fees         |               |               |            |            |                   |            |             |
| R02            | Charges for Services |               |               |            |            |                   |            |             |
| 110-322-41276  | Library Cards        | 0.00          | 0.00          | 0.00       | 0.00       | 0.00              | 0.00       | 0.00        |
| 110-322-41277  | Copier/Fax Fees      | 0.00          | 11,379.90     | 11,379.90  | -11,379.90 | 0.00              | -11,379.90 | -100.00     |
| 110-322-42455  | Cash Over/(Short)    | 0.00          | 115.47        | 115.47     | -115.47    | 0.00              | -115.47    | -100.00     |
|                | R02 Sub Totals:      | 0.00          | 11,495.37     | 11,495.37  | -11,495.37 | 0.00              | -11,495.37 | -100.00     |
|                | Revenue Sub Totals:  | 0.00          | 11,495.37     | 11,495.37  | -11,495.37 | 0.00              | -11,495.37 | -100.00     |
|                | Dept 322 Sub Totals: | 0.00          | -11,495.37    | -11,495.37 | 11,495.37  | 0.00              | 0.00       | 0.00        |

| Account Number | Description                    | Budget Amount | Period Amount | YTD Amount | YTD Var | Encumbered Amount | Available | % Available |
|----------------|--------------------------------|---------------|---------------|------------|---------|-------------------|-----------|-------------|
| Dept 110-327   |                                |               |               |            |         |                   |           |             |
| R13            |                                |               |               |            |         |                   |           |             |
| 110-327-42471  | Use of Money and Property 2    | 0.00          | 0.00          | 0.00       | 0.00    | 0.00              | 0.00      | 0.00        |
|                | Late Payment Penalties - Water |               |               |            |         |                   |           |             |
|                | R13 Sub Totals:                | 0.00          | 0.00          | 0.00       | 0.00    | 0.00              | 0.00      | 0.00        |
|                | Revenue Sub Totals:            | 0.00          | 0.00          | 0.00       | 0.00    | 0.00              | 0.00      | 0.00        |
|                | Dept 327 Sub Totals:           | 0.00          | 0.00          | 0.00       | 0.00    | 0.00              | 0.00      | 0.00        |

| Account Number | Description          | Budget Amount | Period Amount | YTD Amount | YTD Var   | Encumbered Amount | Available | % Available |
|----------------|----------------------|---------------|---------------|------------|-----------|-------------------|-----------|-------------|
| Dept 110-329   | Police Dept Revenue  |               |               |            |           |                   |           |             |
| R02            | Charges for Services |               |               |            |           |                   |           |             |
| 110-329-41525  | Police Dept Revenue  | 3,500.00      | 8,664.09      | 8,664.09   | -5,164.09 | 0.00              | -5,164.09 | -100.00     |
|                | R02 Sub Totals:      | 3,500.00      | 8,664.09      | 8,664.09   | -5,164.09 | 0.00              | -5,164.09 | -100.00     |
|                | Revenue Sub Totals:  | 3,500.00      | 8,664.09      | 8,664.09   | -5,164.09 | 0.00              | -5,164.09 | -100.00     |
|                | Dept 329 Sub Totals: | -3,500.00     | -8,664.09     | -8,664.09  | 5,164.09  | 0.00              | 0.00      | 0.00        |

| Account Number | Description                 | Budget Amount | Period Amount | YTD Amount | YTD Var | Encumbered Amount | Available | % Available |
|----------------|-----------------------------|---------------|---------------|------------|---------|-------------------|-----------|-------------|
| Dept 110-331   | Public Safety Charges       |               |               |            |         |                   |           |             |
| R02            | Charges for Services        |               |               |            |         |                   |           |             |
| 110-331-41332  | Animal Control Revenue      | 1,150.00      | 1,425.70      | 1,425.70   | -275.70 | 0.00              | -275.70   | -100.00     |
|                | R02 Sub Totals:             | 1,150.00      | 1,425.70      | 1,425.70   | -275.70 | 0.00              | -275.70   | -100.00     |
| R04            | Permits & Licenses 2        |               |               |            |         |                   |           |             |
| 110-331-41333  | Solicitor Permits           | 575.00        | 488.75        | 488.75     | 86.25   | 0.00              | 86.25     | 15.00       |
| 110-331-41334  | Misc. Public Safety Charges | 0.00          | 69.72         | 69.72      | -69.72  | 0.00              | -69.72    | -100.00     |
| 110-331-41335  | Alcohol Permits             | 0.00          | 0.00          | 0.00       | 0.00    | 0.00              | 0.00      | 0.00        |
| 110-331-41336  | Food Vendor Permits         | 115.00        | 280.35        | 280.35     | -165.35 | 0.00              | -165.35   | -100.00     |
|                | R04 Sub Totals:             | 690.00        | 838.82        | 838.82     | -148.82 | 0.00              | -148.82   | -100.00     |
|                | Revenue Sub Totals:         | 1,840.00      | 2,264.52      | 2,264.52   | -424.52 | 0.00              | -424.52   | -100.00     |
|                | Dept 331 Sub Totals:        | -1,840.00     | -2,264.52     | -2,264.52  | 424.52  | 0.00              | 0.00      | 0.00        |



| Account Number | Description                    | Budget Amount | Period Amount | YTD Amount  | YTD Var     | Encumbered Amount | Available   | % Available |
|----------------|--------------------------------|---------------|---------------|-------------|-------------|-------------------|-------------|-------------|
| Dept 110-351   | Municipal Court Fines          |               | 652,108.36    | 652,108.36  | -302,108.36 | 0.00              | -302,108.36 | -100.00     |
| R05            | Fines & Forfeitures            |               | 91,180.73     | 91,180.73   | -6,180.73   | 0.00              | -6,180.73   | -100.00     |
| 110-351-41511  | Municipal Court Fines          | 350,000.00    | 0.00          | 0.00        | 0.00        | 0.00              | 0.00        | 0.00        |
| 110-351-41512  | Court Administration Fee       | 85,000.00     | 0.00          | 0.00        | 0.00        | 0.00              | 0.00        | 0.00        |
| 110-351-41513  | Court Reimbursements           | 0.00          | 0.00          | 0.00        | 0.00        | 0.00              | 0.00        | 0.00        |
| 110-351-41514  | Court Collection Service Fee   | 0.00          | 0.00          | 0.00        | 0.00        | 0.00              | 0.00        | 0.00        |
| 110-351-41520  | Municipal Court Fines-Motorcyc | 113,345.00    | 56,756.10     | 56,756.10   | 56,588.90   | 0.00              | 56,588.90   | 49.93       |
| 110-351-42426  | Electronic Pmt Processing Fee  | 3,000.00      | 5,733.75      | 5,733.75    | -2,733.75   | 0.00              | -2,733.75   | -100.00     |
|                | R05 Sub Totals:                | 551,345.00    | 805,778.94    | 805,778.94  | -254,433.94 | 0.00              | -254,433.94 | -100.00     |
|                | Revenue Sub Totals:            | 551,345.00    | 805,778.94    | 805,778.94  | -254,433.94 | 0.00              | -254,433.94 | -100.00     |
|                | Dept 351 Sub Totals:           | -551,345.00   | -805,778.94   | -805,778.94 | 254,433.94  | 0.00              | 0.00        | 0.00        |

| Account Number | Description               | Budget Amount | Period Amount | YTD Amount | YTD Var    | Encumbered Amount | Available | % Available |
|----------------|---------------------------|---------------|---------------|------------|------------|-------------------|-----------|-------------|
| Dept 110-352   | Library Fines             |               |               |            |            |                   |           |             |
| R05            | Fines & Forfeitures       |               |               |            |            |                   |           |             |
| 110-352-41531  | Library General Revenue   | 19,050.00     | 384.22        | 384.22     | 18,665.78  | 0.00              | 18,665.78 | 97.98       |
| 110-352-41532  | Inter-Library Lending Fee | 1,200.00      | 308.69        | 308.69     | 891.31     | 0.00              | 891.31    | 74.28       |
| 110-352-41533  | Library Fines             | 0.00          | 5,397.27      | 5,397.27   | -5,397.27  | 0.00              | -5,397.27 | -100.00     |
|                | R05 Sub Totals:           | 20,250.00     | 6,090.18      | 6,090.18   | 14,159.82  | 0.00              | 14,159.82 | 69.93       |
|                | Revenue Sub Totals:       | 20,250.00     | 6,090.18      | 6,090.18   | 14,159.82  | 0.00              | 14,159.82 | 69.93       |
|                | Dept 352 Sub Totals:      | -20,250.00    | -6,090.18     | -6,090.18  | -14,159.82 | 0.00              | 0.00      | 0.00        |

| Account Number | Description          | Budget Amount | Period Amount | YTD Amount | YTD Var | Encumbered Amount | Available | % Available |
|----------------|----------------------|---------------|---------------|------------|---------|-------------------|-----------|-------------|
| Dept 110-361   | Assessments          |               |               |            |         |                   |           |             |
| R06            | Assessments          |               |               |            |         |                   |           |             |
| 110-361-41611  | Misc Assessments     | 0.00          | 0.00          | 0.00       | 0.00    | 0.00              | 0.00      | 0.00        |
|                | R06 Sub Totals:      | 0.00          | 0.00          | 0.00       | 0.00    | 0.00              | 0.00      | 0.00        |
|                | Revenue Sub Totals:  | 0.00          | 0.00          | 0.00       | 0.00    | 0.00              | 0.00      | 0.00        |
|                | Dept 361 Sub Totals: | 0.00          | 0.00          | 0.00       | 0.00    | 0.00              | 0.00      | 0.00        |

| Account Number | Description                 | Budget Amount | Period Amount | YTD Amount | YTD Var | Encumbered Amount | Available | % Available |
|----------------|-----------------------------|---------------|---------------|------------|---------|-------------------|-----------|-------------|
| Dept 110-410   | Federal Grants              |               |               |            |         |                   |           |             |
| R07            | Intergovernmental Revenue 1 |               |               |            |         |                   |           |             |
| 110-410-42312  | Misc Grants-Federal         | 0.00          | 0.00          | 0.00       | 0.00    | 0.00              | 0.00      | 0.00        |
|                | R07 Sub Totals:             | 0.00          | 0.00          | 0.00       | 0.00    | 0.00              | 0.00      | 0.00        |
|                | Revenue Sub Totals:         | 0.00          | 0.00          | 0.00       | 0.00    | 0.00              | 0.00      | 0.00        |
|                | Dept 410 Sub Totals:        | 0.00          | 0.00          | 0.00       | 0.00    | 0.00              | 0.00      | 0.00        |

| Account Number | Description                 | Budget Amount | Period Amount | YTD Amount | YTD Var   | Encumbered Amount | Available | % Available |
|----------------|-----------------------------|---------------|---------------|------------|-----------|-------------------|-----------|-------------|
| Dept 110-412   | State Grants                |               |               |            |           |                   |           |             |
| R07            | Intergovernmental Revenue 1 |               |               |            |           |                   |           |             |
| 110-412-42211  | Loan Star Grant             | 0.00          | 0.00          | 0.00       | 0.00      | 0.00              | 0.00      | 0.00        |
|                | R07 Sub Totals:             | 0.00          | 0.00          | 0.00       | 0.00      | 0.00              | 0.00      | 0.00        |
| R18            | Intergovernmental Revenue 2 |               |               |            |           |                   |           |             |
| 110-412-42212  | Misc Grants-State           | 0.00          | 3,980.00      | 3,980.00   | -3,980.00 | 0.00              | -3,980.00 | -100.00     |
|                | R18 Sub Totals:             | 0.00          | 3,980.00      | 3,980.00   | -3,980.00 | 0.00              | -3,980.00 | -100.00     |
|                | Revenue Sub Totals:         | 0.00          | 3,980.00      | 3,980.00   | -3,980.00 | 0.00              | -3,980.00 | -100.00     |
|                | Dept 412 Sub Totals:        | 0.00          | -3,980.00     | -3,980.00  | 3,980.00  | 0.00              | 0.00      | 0.00        |

| Account Number | Description                 | Budget Amount | Period Amount | YTD Amount | YTD Var | Encumbered Amount | Available | % Available |
|----------------|-----------------------------|---------------|---------------|------------|---------|-------------------|-----------|-------------|
| Dept 110-414   | Local Grants (County)       |               |               |            |         |                   |           |             |
| R07            | Intergovernmental Revenue 1 |               |               |            |         |                   |           |             |
| 110-414-42313  | CAPCOG                      | 0.00          | 0.00          | 0.00       | 0.00    | 0.00              | 0.00      | 0.00        |
|                | R07 Sub Totals:             | 0.00          | 0.00          | 0.00       | 0.00    | 0.00              | 0.00      | 0.00        |
| R18            | Intergovernmental Revenue 2 |               |               |            |         |                   |           |             |
| 110-414-42311  | Hays County Support         | 30,000.00     | 30,000.00     | 30,000.00  | 0.00    | 0.00              | 0.00      | 0.00        |
| 110-414-42312  | Misc. Grants                | 0.00          | 0.00          | 0.00       | 0.00    | 0.00              | 0.00      | 0.00        |
|                | R18 Sub Totals:             | 30,000.00     | 30,000.00     | 30,000.00  | 0.00    | 0.00              | 0.00      | 0.00        |
|                | Revenue Sub Totals:         | 30,000.00     | 30,000.00     | 30,000.00  | 0.00    | 0.00              | 0.00      | 0.00        |
|                | Dept 414 Sub Totals:        | -30,000.00    | -30,000.00    | -30,000.00 | 0.00    | 0.00              | 0.00      | 0.00        |

| Account Number | Description              | Budget Amount | Period Amount | YTD Amount | YTD Var | Encumbered Amount | Available | % Available |
|----------------|--------------------------|---------------|---------------|------------|---------|-------------------|-----------|-------------|
| Dept 110-416   |                          |               |               |            |         |                   |           |             |
| R09            | Private Donations/Grants |               |               |            |         |                   |           |             |
| 110-416-42312  | Misc. Grants             | 0.00          | 0.00          | 0.00       | 0.00    | 0.00              | 0.00      | 0.00        |
|                | R09 Sub Totals:          | 0.00          | 0.00          | 0.00       | 0.00    | 0.00              | 0.00      | 0.00        |
|                | Revenue Sub Totals:      | 0.00          | 0.00          | 0.00       | 0.00    | 0.00              | 0.00      | 0.00        |
|                | Dept 416 Sub Totals:     | 0.00          | 0.00          | 0.00       | 0.00    | 0.00              | 0.00      | 0.00        |

| Account Number | Description                 | Budget Amount | Period Amount | YTD Amount | YTD Var   | Encumbered Amount | Available | % Available |
|----------------|-----------------------------|---------------|---------------|------------|-----------|-------------------|-----------|-------------|
| Dept 110-441   | Interest/Investment Income  |               |               |            |           |                   |           |             |
| R08            | Use of Money and Property 1 |               |               |            |           |                   |           |             |
| 110-441-42412  | Investment Income           | 15,000.00     | 5,907.15      | 5,907.15   | 9,092.85  | 0.00              | 9,092.85  | 60.62       |
|                | R08 Sub Totals:             | 15,000.00     | 5,907.15      | 5,907.15   | 9,092.85  | 0.00              | 9,092.85  | 60.62       |
|                | Revenue Sub Totals:         | 15,000.00     | 5,907.15      | 5,907.15   | 9,092.85  | 0.00              | 9,092.85  | 60.62       |
|                | Dept 441 Sub Totals:        | -15,000.00    | -5,907.15     | -5,907.15  | -9,092.85 | 0.00              | 0.00      | 0.00        |



| Account Number | Description                 | Budget Amount | Period Amount | YTD Amount | YTD Var    | Encumbered Amount | Available | % Available |
|----------------|-----------------------------|---------------|---------------|------------|------------|-------------------|-----------|-------------|
| Dept 110-442   | Property Lease/Rental       |               |               |            |            |                   |           |             |
| R13            | Use of Money and Property 2 |               |               |            |            |                   |           |             |
| 110-442-4241   | Lease - Land                | 1,000.00      | 3,820.00      | 3,820.00   | -2,820.00  | 0.00              | -2,820.00 | -100.00     |
| 110-442-4242   | Lease - Buildings           | 97,200.00     | 73,200.00     | 73,200.00  | 24,000.00  | 0.00              | 24,000.00 | 24.69       |
| 110-442-4243   | Lease - Equipment           | 0.00          | 0.00          | 0.00       | 0.00       | 0.00              | 0.00      | 0.00        |
|                | R13 Sub Totals:             | 98,200.00     | 77,020.00     | 77,020.00  | 21,180.00  | 0.00              | 21,180.00 | 21.57       |
|                | Revenue Sub Totals:         | 98,200.00     | 77,020.00     | 77,020.00  | 21,180.00  | 0.00              | 21,180.00 | 21.57       |
|                | Dept 442 Sub Totals:        | -98,200.00    | -77,020.00    | -77,020.00 | -21,180.00 | 0.00              | 0.00      | 0.00        |

| Account Number | Description                 | Budget Amount | Period Amount | YTD Amount | YTD Var   | Encumbered Amount | Available | % Available |
|----------------|-----------------------------|---------------|---------------|------------|-----------|-------------------|-----------|-------------|
| Dept 110-443   | Sales of Assets             |               |               |            |           |                   |           |             |
| R13            | Use of Money and Property 2 |               |               |            |           |                   |           |             |
| 110-443-42431  | Sell - Land                 | 0.00          | 0.00          | 0.00       | 0.00      | 0.00              | 0.00      | 0.00        |
| 110-443-42432  | Sell - Buildings            | 0.00          | 0.00          | 0.00       | 0.00      | 0.00              | 0.00      | 0.00        |
| 110-443-42433  | Sell - Assets               | 5,000.00      | 123.95        | 123.95     | 4,876.05  | 0.00              | 4,876.05  | 97.52       |
|                | R13 Sub Totals:             | 5,000.00      | 123.95        | 123.95     | 4,876.05  | 0.00              | 4,876.05  | 97.52       |
|                | Revenue Sub Totals:         | 5,000.00      | 123.95        | 123.95     | 4,876.05  | 0.00              | 4,876.05  | 97.52       |
|                | Dept 443 Sub Totals:        | -5,000.00     | -123.95       | -123.95    | -4,876.05 | 0.00              | 0.00      | 0.00        |

| Account Number | Description                 | Budget Amount | Period Amount | YTD Amount | YTD Var   | Encumbered Amount | Available | % Available |
|----------------|-----------------------------|---------------|---------------|------------|-----------|-------------------|-----------|-------------|
| Dept 110-445   | Claims and Reimbursement    |               |               |            |           |                   |           |             |
| R13            | Use of Money and Property 2 |               |               |            |           |                   |           |             |
| 110-445-42451  | Refunds and Reimbursement   | 25,000.00     | 26,477.07     | 26,477.07  | -1,477.07 | 0.00              | -1,477.07 | -100.00     |
| 110-445-42452  | Refunds                     | 0.00          | 0.00          | 0.00       | 0.00      | 0.00              | 0.00      | 0.00        |
|                | R13 Sub Totals:             | 25,000.00     | 26,477.07     | 26,477.07  | -1,477.07 | 0.00              | -1,477.07 | -100.00     |
|                | Revenue Sub Totals:         | 25,000.00     | 26,477.07     | 26,477.07  | -1,477.07 | 0.00              | -1,477.07 | -100.00     |
|                | Dept 445 Sub Totals:        | -25,000.00    | -26,477.07    | -26,477.07 | 1,477.07  | 0.00              | 0.00      | 0.00        |

| Account Number | Description                    | Budget Amount | Period Amount | YTD Amount | YTD Var   | Encumbered Amount | Available | % Available |
|----------------|--------------------------------|---------------|---------------|------------|-----------|-------------------|-----------|-------------|
| Dept 110-451   | Donations                      |               |               |            |           |                   |           |             |
| R09            | Private Donations/Grants       |               |               |            |           |                   |           |             |
| 110-451-42511  | Donations - Unrestricted       | 0.00          | 1,000.00      | 1,000.00   | -1,000.00 | 0.00              | -1,000.00 | -100.00     |
| 110-451-42512  | Donations - Public Safety      | 0.00          | 0.00          | 0.00       | 0.00      | 0.00              | 0.00      | 0.00        |
| 110-451-42513  | Donations - Parks              | 0.00          | 0.00          | 0.00       | 0.00      | 0.00              | 0.00      | 0.00        |
| 110-451-42514  | Donations - Other Restricted   | 0.00          | 0.00          | 0.00       | 0.00      | 0.00              | 0.00      | 0.00        |
| 110-451-42515  | Library Donation - Thrift Shop | 25,800.00     | 34,400.00     | 34,400.00  | -8,600.00 | 0.00              | -8,600.00 | -100.00     |
| 110-451-42519  | Library Donations/Contribution | 0.00          | 0.00          | 0.00       | 0.00      | 0.00              | 0.00      | 0.00        |
|                | R09 Sub Totals:                | 25,800.00     | 35,400.00     | 35,400.00  | -9,600.00 | 0.00              | -9,600.00 | -100.00     |
|                | Revenue Sub Totals:            | 25,800.00     | 35,400.00     | 35,400.00  | -9,600.00 | 0.00              | -9,600.00 | -100.00     |
|                | Dept 451 Sub Totals:           | -25,800.00    | -35,400.00    | -35,400.00 | 9,600.00  | 0.00              | 0.00      | 0.00        |

| Account Number | Description                  | Budget Amount | Period Amount | YTD Amount | YTD Var    | Encumbered Amount | Available  | % Available |
|----------------|------------------------------|---------------|---------------|------------|------------|-------------------|------------|-------------|
| Dept 110-461   | Transfer Revenue             |               |               |            |            |                   |            |             |
| R10            | Transfers 1                  |               |               |            |            |                   |            |             |
| 110-461-42611  | Transfer - Comm Develop Fund | 0.00          | 0.00          | 0.00       | 0.00       | 0.00              | 0.00       | 0.00        |
| 110-461-42612  | Transfer - Recreation Fund   | 0.00          | 0.00          | 0.00       | 0.00       | 0.00              | 0.00       | 0.00        |
| 110-461-42637  | Transfer In - Grant Fund     | 0.00          | 26,544.85     | 26,544.85  | -26,544.85 | 0.00              | -26,544.85 | -100.00     |
|                | R10 Sub Totals:              | 0.00          | 26,544.85     | 26,544.85  | -26,544.85 | 0.00              | -26,544.85 | -100.00     |
|                | Revenue Sub Totals:          | 0.00          | 26,544.85     | 26,544.85  | -26,544.85 | 0.00              | -26,544.85 | -100.00     |
|                | Dept 461 Sub Totals:         | 0.00          | -26,544.85    | -26,544.85 | 26,544.85  | 0.00              | 0.00       | 0.00        |

| Account Number | Description                     | Budget Amount | Period Amount | YTD Amount    | YTD Var | Encumbered Amount | Available | % Available |
|----------------|---------------------------------|---------------|---------------|---------------|---------|-------------------|-----------|-------------|
| Dept 110-462   | Transfer Revenue                |               |               |               |         |                   |           |             |
| R10            | Transfers 1                     | 0.00          | 0.00          | 0.00          | 0.00    | 0.00              | 0.00      | 0.00        |
| 110-462-42621  | Transfer - Utility Operating    |               |               |               |         |                   |           |             |
| 110-462-42634  | Transfer - Water Operating      | 850,200.00    | 850,200.00    | 850,200.00    | 0.00    | 0.00              | 0.00      | 0.00        |
| 110-462-42635  | Transfer - Wastewater Operating | 784,800.00    | 784,800.00    | 784,800.00    | 0.00    | 0.00              | 0.00      | 0.00        |
| 110-462-42636  | Transfer-Court Special Revenue  | 0.00          | 0.00          | 0.00          | 0.00    | 0.00              | 0.00      | 0.00        |
|                | R10 Sub Totals:                 | 1,635,000.00  | 1,635,000.00  | 1,635,000.00  | 0.00    | 0.00              | 0.00      | 0.00        |
| R14            | Transfers 2                     | 0.00          | 0.00          | 0.00          | 0.00    | 0.00              | 0.00      | 0.00        |
| 110-462-42622  | Transfer - CIP OP & Bond Fund   |               |               |               |         |                   |           |             |
| 110-462-42633  | Transfer - OPEB Fund            | 0.00          | 0.00          | 0.00          | 0.00    | 0.00              | 0.00      | 0.00        |
|                | R14 Sub Totals:                 | 0.00          | 0.00          | 0.00          | 0.00    | 0.00              | 0.00      | 0.00        |
|                | Revenue Sub Totals:             | 1,635,000.00  | 1,635,000.00  | 1,635,000.00  | 0.00    | 0.00              | 0.00      | 0.00        |
|                | Dept 462 Sub Totals:            | -1,635,000.00 | -1,635,000.00 | -1,635,000.00 | 0.00    | 0.00              | 0.00      | 0.00        |

| Account Number | Description          | Budget Amount | Period Amount | YTD Amount | YTD Var | Encumbered Amount | Available | % Available |
|----------------|----------------------|---------------|---------------|------------|---------|-------------------|-----------|-------------|
| Dept 110-463   | Bond Proceeds        |               |               |            |         |                   |           |             |
| R14            | Transfers 2          |               |               |            |         |                   |           |             |
| 110-463-42631  | Transfer - 2008 CO's | 0.00          | 0.00          | 0.00       | 0.00    | 0.00              | 0.00      | 0.00        |
| 110-463-42632  | Transfer - 2009 CO's | 0.00          | 0.00          | 0.00       | 0.00    | 0.00              | 0.00      | 0.00        |
|                | R14 Sub Totals:      | 0.00          | 0.00          | 0.00       | 0.00    | 0.00              | 0.00      | 0.00        |
|                | Revenue Sub Totals:  | 0.00          | 0.00          | 0.00       | 0.00    | 0.00              | 0.00      | 0.00        |
|                | Dept 463 Sub Totals: | 0.00          | 0.00          | 0.00       | 0.00    | 0.00              | 0.00      | 0.00        |

| Account Number | Description             | Budget Amount | Period Amount | YTD Amount | YTD Var | Encumbered Amount | Available | % Available |
|----------------|-------------------------|---------------|---------------|------------|---------|-------------------|-----------|-------------|
| Dept 110-465   | Reserves                |               |               |            |         |                   |           |             |
| R10            | Transfers 1             |               |               |            |         |                   |           |             |
| 110-465-42642  | Prior Period Adjustment | 0.00          | 0.00          | 0.00       | 0.00    | 0.00              | 0.00      | 0.00        |
|                | R10 Sub Totals:         | 0.00          | 0.00          | 0.00       | 0.00    | 0.00              | 0.00      | 0.00        |
|                | Revenue Sub Totals:     | 0.00          | 0.00          | 0.00       | 0.00    | 0.00              | 0.00      | 0.00        |
|                | Dept 465 Sub Totals:    | 0.00          | 0.00          | 0.00       | 0.00    | 0.00              | 0.00      | 0.00        |



| Account Number | Description              | Budget Amount | Period Amount | YTD Amount    | YTD Var      | Encumbered Amount | Available    | % Available |
|----------------|--------------------------|---------------|---------------|---------------|--------------|-------------------|--------------|-------------|
|                | Fund Revenue Sub Totals: | 12,485,163.00 | 13,360,518.15 | 13,360,518.15 | -875,355.15  | 0.00              | -875,355.15  | -100.00     |
|                | Fund Expense Sub Totals: | 12,674,999.47 | 11,821,261.86 | 11,821,261.86 | 853,737.61   | 66,725.06         | 787,012.55   | 6.21        |
|                | Fund 110 Sub Totals:     | 189,836.47    | -1,539,256.29 | -1,539,256.29 | 1,729,092.76 | 66,725.06         | 1,662,367.70 | 875.68      |
|                | Revenue Totals:          | 12,485,163.00 | 13,360,518.15 | 13,360,518.15 | -875,355.15  | 0.00              | -875,355.15  | -100.00     |
|                | Expense Totals:          | 12,674,999.47 | 11,821,261.86 | 11,821,261.86 | 853,737.61   | 66,725.06         | 787,012.55   | 6.21        |
|                | Report Totals:           | 189,836.47    | -1,539,256.29 | -1,539,256.29 | 1,729,092.76 | 66,725.06         | 1,662,367.70 | 875.68      |

# General Ledger

## Budget Status

User: talejandro  
 Printed: 11/8/2012 - 11:46 AM  
 Period: 1 to 12, 2012



| Account Number | Description                | Budget Amount | Period Amount | YTD Amount | YTD Var | Encumbered Amount | Available | % Available |
|----------------|----------------------------|---------------|---------------|------------|---------|-------------------|-----------|-------------|
| Fund 310       | Utility Operating Fund     |               |               |            |         |                   |           |             |
| Dept 310-162   |                            |               |               |            |         |                   |           |             |
| E50            | Personnel                  |               |               |            |         |                   |           |             |
| 310-162-51111  | Regular Full Time Wages    | 0.00          | 0.00          | 0.00       | 0.00    | 0.00              | 0.00      | 0.00        |
| 310-162-51141  | FICA/Social Security       | 0.00          | 0.00          | 0.00       | 0.00    | 0.00              | 0.00      | 0.00        |
| 310-162-51144  | Retirement - TMRS          | 0.00          | 0.00          | 0.00       | 0.00    | 0.00              | 0.00      | 0.00        |
| 310-162-51151  | Health Insurance           | 0.00          | 0.00          | 0.00       | 0.00    | 0.00              | 0.00      | 0.00        |
| 310-162-51152  | Dental Insurance           | 0.00          | 0.00          | 0.00       | 0.00    | 0.00              | 0.00      | 0.00        |
| 310-162-51153  | Life Insurance             | 0.00          | 0.00          | 0.00       | 0.00    | 0.00              | 0.00      | 0.00        |
| 310-162-51154  | ST/LT Disability Insurance | 0.00          | 0.00          | 0.00       | 0.00    | 0.00              | 0.00      | 0.00        |
| 310-162-51156  | Vision Insurance           | 0.00          | 0.00          | 0.00       | 0.00    | 0.00              | 0.00      | 0.00        |
| 310-162-51157  | AD&D                       | 0.00          | 0.00          | 0.00       | 0.00    | 0.00              | 0.00      | 0.00        |
|                | E50 Sub Totals:            | 0.00          | 0.00          | 0.00       | 0.00    | 0.00              | 0.00      | 0.00        |
|                | Expense Sub Totals:        | 0.00          | 0.00          | 0.00       | 0.00    | 0.00              | 0.00      | 0.00        |
|                | Dept 162 Sub Totals:       | 0.00          | 0.00          | 0.00       | 0.00    | 0.00              | 0.00      | 0.00        |

| Account Number       | Description                    | Budget Amount | Period Amount | YTD Amount | YTD Var   | Encumbered Amount | Available | % Available |
|----------------------|--------------------------------|---------------|---------------|------------|-----------|-------------------|-----------|-------------|
| Dept 310-190         |                                |               |               |            |           |                   |           |             |
| E42                  | Depreciation Expense           |               |               |            |           |                   |           |             |
| 310-190-57900        | Depr Exp - Infrastructure      | 0.00          | 0.00          | 0.00       | 0.00      | 0.00              | 0.00      | 0.00        |
| 310-190-57901        | Depr Exp - Buildings           | 0.00          | 0.00          | 0.00       | 0.00      | 0.00              | 0.00      | 0.00        |
| 310-190-57902        | Depr Exp - Non Bidg Improv     | 0.00          | 0.00          | 0.00       | 0.00      | 0.00              | 0.00      | 0.00        |
| 310-190-57903        | Depr Exp - Mach & Equip        | 0.00          | 0.00          | 0.00       | 0.00      | 0.00              | 0.00      | 0.00        |
| 310-190-57904        | Depr Exp - Vehicles            | 0.00          | 0.00          | 0.00       | 0.00      | 0.00              | 0.00      | 0.00        |
| E42 Sub Totals:      |                                | 0.00          | 0.00          | 0.00       | 0.00      | 0.00              | 0.00      | 0.00        |
| E43                  | Exp Default Invest Fixed Asset |               |               |            |           |                   |           |             |
| 310-190-57910        | Investment in Fixed Assets     | 0.00          | 0.00          | 0.00       | 0.00      | 0.00              | 0.00      | 0.00        |
| E43 Sub Totals:      |                                | 0.00          | 0.00          | 0.00       | 0.00      | 0.00              | 0.00      | 0.00        |
| E50                  | Personnel                      |               |               |            |           |                   |           |             |
| 310-190-51142        | Workers Compensation Insurance | 0.00          | 0.00          | 0.00       | 0.00      | 0.00              | 0.00      | 0.00        |
| 310-190-51143        | State Unemployment Taxes       | 3,847.00      | 9,024.41      | 9,024.41   | -5,177.41 | 0.00              | -5,177.41 | -100.00     |
| E50 Sub Totals:      |                                | 3,847.00      | 9,024.41      | 9,024.41   | -5,177.41 | 0.00              | -5,177.41 | -100.00     |
| Expense Sub Totals:  |                                | 3,847.00      | 9,024.41      | 9,024.41   | -5,177.41 | 0.00              | -5,177.41 | -100.00     |
| Dept 190 Sub Totals: |                                | 3,847.00      | 9,024.41      | 9,024.41   | -5,177.41 | 0.00              | -5,177.41 | -100.00     |

| Account Number       | Description                   | Budget Amount | Period Amount | YTD Amount | YTD Var   | Encumbered Amount | Available | % Available |
|----------------------|-------------------------------|---------------|---------------|------------|-----------|-------------------|-----------|-------------|
| Dept 310-280         | Public Works Building         |               |               |            |           |                   |           |             |
| E52                  | Contractual Services          |               |               |            |           |                   |           |             |
| 310-280-53112        | Annual Facility Lease         | 0.00          | 0.00          | 0.00       | 0.00      | 0.00              | 0.00      | 0.00        |
| 310-280-53121        | Light & Power                 | 15,000.00     | 11,077.86     | 11,077.86  | 3,922.14  | 0.00              | 3,922.14  | 26.15       |
| 310-280-53122        | Natural Gas/Propane           | 3,000.00      | 2,776.81      | 2,776.81   | 223.19    | 0.00              | 223.19    | 7.44        |
| 310-280-53123        | Telephone System              | 9,000.00      | 4,845.53      | 4,845.53   | 4,154.47  | 0.00              | 4,154.47  | 46.16       |
| 310-280-53124        | Cell Phones/Pagers            | 0.00          | 0.00          | 0.00       | 0.00      | 0.00              | 0.00      | 0.00        |
| 310-280-53125        | Internet Service              | 2,500.00      | 1,919.76      | 1,919.76   | 580.24    | 0.00              | 580.24    | 23.21       |
| 310-280-53127        | Water/Sewer/Trash             | 0.00          | 0.00          | 0.00       | 0.00      | 0.00              | 0.00      | 0.00        |
| 310-280-53131        | Roofing Repairs               | 0.00          | 0.00          | 0.00       | 0.00      | 0.00              | 0.00      | 0.00        |
| 310-280-53132        | Electrical Repairs            | 0.00          | 0.00          | 0.00       | 0.00      | 0.00              | 0.00      | 0.00        |
| 310-280-53133        | Heating/Cooling Repairs       | 0.00          | 435.05        | 435.05     | -435.05   | 0.00              | -435.05   | -100.00     |
| 310-280-53134        | Plumbing Repairs              | 0.00          | 0.00          | 0.00       | 0.00      | 0.00              | 0.00      | 0.00        |
| 310-280-53135        | Carpentry/Painting            | 0.00          | 0.00          | 0.00       | 0.00      | 0.00              | 0.00      | 0.00        |
| 310-280-53136        | Concrete Masonary             | 0.00          | 0.00          | 0.00       | 0.00      | 0.00              | 0.00      | 0.00        |
| 310-280-53141        | Grounds Maintenance/Repair    | 0.00          | 0.00          | 0.00       | 0.00      | 0.00              | 0.00      | 0.00        |
| 310-280-53149        | Misc Facility Repairs/Maint   | 0.00          | 201.79        | 201.79     | -201.79   | 0.00              | -201.79   | -100.00     |
| 310-280-53151        | Janitorial Service - Contract | 0.00          | 0.00          | 0.00       | 0.00      | 0.00              | 0.00      | 0.00        |
| 310-280-55329        | Other Contract Services       | 0.00          | 1,976.24      | 1,976.24   | -1,976.24 | 0.00              | -1,976.24 | -100.00     |
| 310-280-55341        | Trash Collection Service      | 0.00          | 0.00          | 0.00       | 0.00      | 0.00              | 0.00      | 0.00        |
| 310-280-55342        | Landscaping/Groundskeeping    | 0.00          | 0.00          | 0.00       | 0.00      | 0.00              | 0.00      | 0.00        |
| 310-280-55614        | Services - Pest Control       | 0.00          | 0.00          | 0.00       | 0.00      | 0.00              | 0.00      | 0.00        |
| 310-280-55615        | Services - Security           | 0.00          | 0.00          | 0.00       | 0.00      | 0.00              | 0.00      | 0.00        |
| E52 Sub Totals:      |                               | 29,500.00     | 23,233.04     | 23,233.04  | 6,266.96  | 0.00              | 6,266.96  | 21.24       |
| E54                  | Commodities                   |               |               |            |           |                   |           |             |
| 310-280-52122        | Safety Signs and Barricades   | 0.00          | 0.00          | 0.00       | 0.00      | 0.00              | 0.00      | 0.00        |
| 310-280-52124        | Building Materials            | 0.00          | 0.00          | 0.00       | 0.00      | 0.00              | 0.00      | 0.00        |
| 310-280-52131        | Electrical/Plumbing Supplies  | 0.00          | 859.68        | 859.68     | -859.68   | 0.00              | -859.68   | -100.00     |
| 310-280-52132        | Machine Fabricated Parts      | 0.00          | 0.00          | 0.00       | 0.00      | 0.00              | 0.00      | 0.00        |
| 310-280-52133        | Misc Hardware                 | 0.00          | 70.34         | 70.34      | -70.34    | 0.00              | -70.34    | -100.00     |
| 310-280-52163        | Medical Supplies              | 0.00          | 0.00          | 0.00       | 0.00      | 0.00              | 0.00      | 0.00        |
| 310-280-52165        | Pesticides                    | 0.00          | 0.00          | 0.00       | 0.00      | 0.00              | 0.00      | 0.00        |
| 310-280-52168        | Minor Tools/Instruments       | 0.00          | 0.00          | 0.00       | 0.00      | 0.00              | 0.00      | 0.00        |
| 310-280-53152        | Cleaning Supplies             | 0.00          | 403.99        | 403.99     | -403.99   | 0.00              | -403.99   | -100.00     |
| 310-280-53153        | Cleaning - Paper Products     | 0.00          | 801.49        | 801.49     | -801.49   | 0.00              | -801.49   | -100.00     |
| E54 Sub Totals:      |                               | 0.00          | 2,135.50      | 2,135.50   | -2,135.50 | 0.00              | -2,135.50 | -100.00     |
| Expense Sub Totals:  |                               | 29,500.00     | 25,368.54     | 25,368.54  | 4,131.46  | 0.00              | 4,131.46  | 14.00       |
| Dept 280 Sub Totals: |                               | 29,500.00     | 25,368.54     | 25,368.54  | 4,131.46  | 0.00              | 4,131.46  | 14.00       |

| Account Number | Description  | Budget Amount | Period Amount | YTD Amount | YTD Var   | Encumbered Amount | Available | % Available |
|----------------|--|---------------|---------------|------------|-----------|-------------------|-----------|-------------|
| Dept 310-321   |  |               |               |            |           |                   |           |             |
| R02            |  |               |               |            |           |                   |           |             |
| 310-321-41216  | Charges for Services<br>Billable City Work Revenue | 1,500.00      | 0.00          | 0.00       | 1,500.00  | 0.00              | 1,500.00  | 100.00      |
|                | R02 Sub Totals:                                    | 1,500.00      | 0.00          | 0.00       | 1,500.00  | 0.00              | 1,500.00  | 100.00      |
|                | Revenue Sub Totals:                                | 1,500.00      | 0.00          | 0.00       | 1,500.00  | 0.00              | 1,500.00  | 100.00      |
|                | Dept 321 Sub Totals:                               | -1,500.00     | 0.00          | 0.00       | -1,500.00 | 0.00              | 0.00      | 0.00        |

| Account Number | Description                 | Budget Amount | Period Amount | YTD Amount    | YTD Var     | Encumbered Amount | Available   | % Available |
|----------------|-----------------------------|---------------|---------------|---------------|-------------|-------------------|-------------|-------------|
| Dept 310-327   | Water Service Charges       |               |               |               |             |                   |             |             |
| R02            | Charges for Services        | 5,317,892.00  | 4,607,296.73  | 4,607,296.73  | 710,595.27  | 0.00              | 710,595.27  | 13.36       |
| 310-327-41271  | Water Consumption Charges   | 100.00        | 291.94        | 291.94        | -191.94     | 0.00              | -191.94     | -100.00     |
| 310-327-41272  | Bulk Water Sales            | 26,400.00     | 37,003.44     | 37,003.44     | -10,603.44  | 0.00              | -10,603.44  | -100.00     |
| 310-327-41273  | Water Service Taps          | 0.00          | 46,710.40     | 46,710.40     | -46,710.40  | 0.00              | -46,710.40  | -100.00     |
| 310-327-41274  | Water Reconnect Fees        | 84,920.00     | 78,974.81     | 78,974.81     | 5,945.19    | 0.00              | 5,945.19    | 7.00        |
| 310-327-41275  | Water New Service Charges   | 0.00          | 935,244.38    | 935,244.38    | -935,244.38 | 0.00              | -935,244.38 | -100.00     |
| 310-327-41278  | Min. Monthly Charge - Water | 3,000.00      | 7,509.03      | 7,509.03      | -4,509.03   | 0.00              | -4,509.03   | -100.00     |
| 310-327-41279  | Miscellaneous Water Revenue |               |               |               |             |                   |             |             |
|                | R02 Sub Totals:             | 5,432,312.00  | 5,713,030.73  | 5,713,030.73  | -280,718.73 | 0.00              | -280,718.73 | -100.00     |
| R13            | Use of Money and Property 2 |               |               |               |             |                   |             |             |
| 310-327-42471  | Late Payment Penalties - W  | 0.00          | -132.51       | -132.51       | 132.51      | 0.00              | 132.51      | 13,251.00   |
|                | R13 Sub Totals:             | 0.00          | -132.51       | -132.51       | 132.51      | 0.00              | 132.51      | 13,251.00   |
|                | Revenue Sub Totals:         | 5,432,312.00  | 5,712,898.22  | 5,712,898.22  | -280,586.22 | 0.00              | -280,586.22 | -100.00     |
|                | Dept 327 Sub Totals:        | -5,432,312.00 | -5,712,898.22 | -5,712,898.22 | 280,586.22  | 0.00              | 0.00        | 0.00        |

| Account Number | Description                    | Budget Amount | Period Amount | YTD Amount    | YTD Var     | Encumbered Amount | Available   | % Available |
|----------------|--------------------------------|---------------|---------------|---------------|-------------|-------------------|-------------|-------------|
| Dept 310-328   | Sewer Service Charges          |               |               |               |             |                   |             |             |
| R02            | Charges for Services           |               |               |               |             |                   |             |             |
| 310-328-41278  | Min. Monthly Charge - WW       | 0.00          | 490,684.86    | 490,684.86    | -490,684.86 | 0.00              | -490,684.86 | -100.00     |
| 310-328-41281  | Wastewater Volume Charges      | 3,288,838.00  | 3,053,785.54  | 3,053,785.54  | 235,052.46  | 0.00              | 235,052.46  | 7.15        |
| 310-328-41283  | Wastewater Service Taps        | 31,300.00     | 43,920.00     | 43,920.00     | -12,620.00  | 0.00              | -12,620.00  | -100.00     |
| 310-328-41284  | Wastewater Reconnect Fees      | 0.00          | 23,291.05     | 23,291.05     | -23,291.05  | 0.00              | -23,291.05  | -100.00     |
| 310-328-41285  | Wastewater New Service Charges | 5,800.00      | 15,111.84     | 15,111.84     | -9,311.84   | 0.00              | -9,311.84   | -100.00     |
| 310-328-41286  | Sunset Ridge WW                | 0.00          | 0.00          | 0.00          | 0.00        | 0.00              | 0.00        | 0.00        |
| 310-328-41287  | Lift Station Hays CISD         | 8,000.00      | 8,487.23      | 8,487.23      | -487.23     | 0.00              | -487.23     | -100.00     |
| 310-328-41289  | Misc. Wastewater Revenue       | 0.00          | 139.17        | 139.17        | -139.17     | 0.00              | -139.17     | -100.00     |
|                | R02 Sub Totals:                | 3,333,938.00  | 3,635,419.69  | 3,635,419.69  | -301,481.69 | 0.00              | -301,481.69 | -100.00     |
| R13            | Use of Money and Property 2    |               |               |               |             |                   |             |             |
| 310-328-42471  | Late Payment Penalties - WW    | 0.00          | -132.51       | -132.51       | 132.51      | 0.00              | 132.51      | 13,251.00   |
|                | R13 Sub Totals:                | 0.00          | -132.51       | -132.51       | 132.51      | 0.00              | 132.51      | 13,251.00   |
|                | Revenue Sub Totals:            | 3,333,938.00  | 3,635,287.18  | 3,635,287.18  | -301,349.18 | 0.00              | -301,349.18 | -100.00     |
|                | Dept 328 Sub Totals:           | -3,333,938.00 | -3,635,287.18 | -3,635,287.18 | 301,349.18  | 0.00              | 0.00        | 0.00        |

| Account Number | Description          | Budget Amount | Period Amount | YTD Amount | YTD Var   | Encumbered Amount | Available | % Available |
|----------------|----------------------|---------------|---------------|------------|-----------|-------------------|-----------|-------------|
| Dept 310-332   | Water Meter - Fee    |               |               |            |           |                   |           |             |
| R02            | Charges for Services |               |               |            |           |                   |           |             |
| 310-332-41321  | Water Meter - Fee    | 38,500.00     | 43,364.55     | 43,364.55  | -4,864.55 | 0.00              | -4,864.55 | -100.00     |
|                | R02 Sub Totals:      | 38,500.00     | 43,364.55     | 43,364.55  | -4,864.55 | 0.00              | -4,864.55 | -100.00     |
|                | Revenue Sub Totals:  | 38,500.00     | 43,364.55     | 43,364.55  | -4,864.55 | 0.00              | -4,864.55 | -100.00     |
|                | Dept 332 Sub Totals: | -38,500.00    | -43,364.55    | -43,364.55 | 4,864.55  | 0.00              | 0.00      | 0.00        |



| Account Number | Description                 | Budget Amount | Period Amount | YTD Amount | YTD Var | Encumbered Amount | Available | % Available |
|----------------|-----------------------------|---------------|---------------|------------|---------|-------------------|-----------|-------------|
| Dept 310-441   | Interest/Investment Income  |               |               |            |         |                   |           |             |
| R08            | Use of Money and Property I |               |               |            |         |                   |           |             |
| 310-441-42412  | Investment Income           | 3,000.00      | 2,358.44      | 2,358.44   | 641.56  | 0.00              | 641.56    | 21.39       |
|                | R08 Sub Totals:             | 3,000.00      | 2,358.44      | 2,358.44   | 641.56  | 0.00              | 641.56    | 21.39       |
|                | Revenue Sub Totals:         | 3,000.00      | 2,358.44      | 2,358.44   | 641.56  | 0.00              | 641.56    | 21.39       |
|                | Dept 441 Sub Totals:        | -3,000.00     | -2,358.44     | -2,358.44  | -641.56 | 0.00              | 0.00      | 0.00        |

| Account Number | Description                 | Budget Amount | Period Amount | YTD Amount | YTD Var   | Encumbered Amount | Available | % Available |
|----------------|-----------------------------|---------------|---------------|------------|-----------|-------------------|-----------|-------------|
| Dept 310-443   | Sales of Assets             |               |               |            |           |                   |           |             |
| R09            | Private Donations/Grants    |               |               |            |           |                   |           |             |
| 310-443-42501  | Contributed Capital         | 0.00          | 0.00          | 0.00       | 0.00      | 0.00              | 0.00      | 0.00        |
|                | R09 Sub Totals:             | 0.00          | 0.00          | 0.00       | 0.00      | 0.00              | 0.00      | 0.00        |
| R13            | Use of Money and Property 2 |               |               |            |           |                   |           |             |
| 310-443-42433  | Sell - Assets               | 0.00          | 0.00          | 0.00       | 0.00      | 0.00              | 0.00      | 0.00        |
| 310-443-42441  | Misc Revenue-Scrap Sales    | 1,500.00      | 4,428.69      | 4,428.69   | -2,928.69 | 0.00              | -2,928.69 | -100.00     |
|                | R13 Sub Totals:             | 1,500.00      | 4,428.69      | 4,428.69   | -2,928.69 | 0.00              | -2,928.69 | -100.00     |
|                | Revenue Sub Totals:         | 1,500.00      | 4,428.69      | 4,428.69   | -2,928.69 | 0.00              | -2,928.69 | -100.00     |
|                | Dept 443 Sub Totals:        | -1,500.00     | -4,428.69     | -4,428.69  | 2,928.69  | 0.00              | 0.00      | 0.00        |

| Account Number | Description                 | Budget Amount | Period Amount | YTD Amount | YTD Var   | Encumbered Amount | Available | % Available |
|----------------|-----------------------------|---------------|---------------|------------|-----------|-------------------|-----------|-------------|
| Dept 310-445   | Claims and Reimbursement    |               |               |            |           |                   |           |             |
| R13            | Use of Money and Property 2 |               |               |            |           |                   |           |             |
| 310-445-42451  | Refunds and Reimbursement   | 10,000.00     | 1,882.78      | 1,882.78   | 8,117.22  | 0.00              | 8,117.22  | 81.17       |
| 310-445-42452  | Refunds                     | 0.00          | 0.00          | 0.00       | 0.00      | 0.00              | 0.00      | 0.00        |
|                | R13 Sub Totals:             | 10,000.00     | 1,882.78      | 1,882.78   | 8,117.22  | 0.00              | 8,117.22  | 81.17       |
|                | Revenue Sub Totals:         | 10,000.00     | 1,882.78      | 1,882.78   | 8,117.22  | 0.00              | 8,117.22  | 81.17       |
|                | Dept 445 Sub Totals:        | -10,000.00    | -1,882.78     | -1,882.78  | -8,117.22 | 0.00              | 0.00      | 0.00        |

| Account Number | Description                    | Budget Amount | Period Amount | YTD Amount  | YTD Var    | Encumbered Amount | Available  | % Available |
|----------------|--------------------------------|---------------|---------------|-------------|------------|-------------------|------------|-------------|
| Dept 310-447   | Late Payment Penalties Revenue |               |               |             |            |                   |            |             |
| R13            | Use of Money and Property 2    |               |               |             |            |                   |            |             |
| 310-447-42471  | Late Payment Penalties         | 167,900.00    | 239,829.20    | 239,829.20  | -71,929.20 | 0.00              | -71,929.20 | -100.00     |
| 310-447-42472  | Late Payment Interests         | 0.00          | 0.00          | 0.00        | 0.00       | 0.00              | 0.00       | 0.00        |
|                | R13 Sub Totals:                | 167,900.00    | 239,829.20    | 239,829.20  | -71,929.20 | 0.00              | -71,929.20 | -100.00     |
|                | Revenue Sub Totals:            | 167,900.00    | 239,829.20    | 239,829.20  | -71,929.20 | 0.00              | -71,929.20 | -100.00     |
|                | Dept 447 Sub Totals:           | -167,900.00   | -239,829.20   | -239,829.20 | 71,929.20  | 0.00              | 0.00       | 0.00        |

| Account Number | Description              | Budget Amount | Period Amount | YTD Amount | YTD Var | Encumbered Amount | Available | % Available |
|----------------|--------------------------|---------------|---------------|------------|---------|-------------------|-----------|-------------|
| Dept 310-451   |                          |               |               |            |         |                   |           |             |
| R09            |                          |               |               |            |         |                   |           |             |
| 310-451-42501  | Private Donations/Grants | 0.00          | 0.00          | 0.00       | 0.00    | 0.00              | 0.00      | 0.00        |
|                | Contributed Capital      | 0.00          | 0.00          | 0.00       | 0.00    | 0.00              | 0.00      | 0.00        |
|                | R09 Sub Totals:          | 0.00          | 0.00          | 0.00       | 0.00    | 0.00              | 0.00      | 0.00        |
|                | Revenue Sub Totals:      | 0.00          | 0.00          | 0.00       | 0.00    | 0.00              | 0.00      | 0.00        |
|                | Dept 451 Sub Totals:     | 0.00          | 0.00          | 0.00       | 0.00    | 0.00              | 0.00      | 0.00        |

| Account Number | Description              | Budget Amount | Period Amount | YTD Amount | YTD Var    | Encumbered Amount | Available  | % Available |
|----------------|--------------------------|---------------|---------------|------------|------------|-------------------|------------|-------------|
| Dept 310-461   |                          |               |               |            |            |                   |            |             |
| R10            | Transfers 1              |               |               |            |            |                   |            |             |
| 310-461-42611  | Transfer - CIP           | 0.00          | 0.00          | 0.00       | 0.00       | 0.00              | 0.00       | 0.00        |
| 310-461-42637  | Transfer In - Grant Fund | 0.00          | 16,218.46     | 16,218.46  | -16,218.46 | 0.00              | -16,218.46 | -100.00     |
|                | R10 Sub Totals:          | 0.00          | 16,218.46     | 16,218.46  | -16,218.46 | 0.00              | -16,218.46 | -100.00     |
|                | Revenue Sub Totals:      | 0.00          | 16,218.46     | 16,218.46  | -16,218.46 | 0.00              | -16,218.46 | -100.00     |
|                | Dept 461 Sub Totals:     | 0.00          | -16,218.46    | -16,218.46 | 16,218.46  | 0.00              | 0.00       | 0.00        |

| Account Number | Description                  | Budget Amount | Period Amount | YTD Amount | YTD Var | Encumbered Amount | Available | % Available |
|----------------|------------------------------|---------------|---------------|------------|---------|-------------------|-----------|-------------|
| Dept 310-710   |                              |               |               |            |         |                   |           |             |
| E52            |                              |               |               |            |         |                   |           |             |
| 310-710-54135  | Contractual Services         |               |               |            |         |                   |           |             |
| 310-710-55241  | Truck/Heavy Equipment Repair | 0.00          | 0.00          | 0.00       | 0.00    | 0.00              | 0.00      | 0.00        |
| 310-710-55328  | Outside Printing             | 0.00          | 0.00          | 0.00       | 0.00    | 0.00              | 0.00      | 0.00        |
|                | Testing/Certification        | 0.00          | 0.00          | 0.00       | 0.00    | 0.00              | 0.00      | 0.00        |
|                | E52 Sub Totals:              | 0.00          | 0.00          | 0.00       | 0.00    | 0.00              | 0.00      | 0.00        |
|                | Expense Sub Totals:          | 0.00          | 0.00          | 0.00       | 0.00    | 0.00              | 0.00      | 0.00        |
|                | Dept 710 Sub Totals:         | 0.00          | 0.00          | 0.00       | 0.00    | 0.00              | 0.00      | 0.00        |

| Account Number | Description                   | Budget Amount | Period Amount | YTD Amount | YTD Var    | Encumbered Amount | Available  | % Available |
|----------------|-------------------------------|---------------|---------------|------------|------------|-------------------|------------|-------------|
| Dept 310-810   | Utility Administration        |               |               |            |            |                   |            |             |
| R14            | Transfers 2                   |               |               |            |            |                   |            |             |
| 310-810-42621  | Transfer - Utility Operating  | 0.00          | 0.00          | 0.00       | 0.00       | 0.00              | 0.00       | 0.00        |
|                | R14 Sub Totals:               | 0.00          | 0.00          | 0.00       | 0.00       | 0.00              | 0.00       | 0.00        |
|                | Revenue Sub Totals:           | 0.00          | 0.00          | 0.00       | 0.00       | 0.00              | 0.00       | 0.00        |
| E50            | Personnel                     |               |               |            |            |                   |            |             |
| 310-810-51111  | Regular Full Time Wages       | 565,607.00    | 522,137.79    | 522,137.79 | 43,469.21  | 0.00              | 43,469.21  | 7.69        |
| 310-810-51112  | Regular Part Time Wages       | 0.00          | 0.00          | 0.00       | 0.00       | 0.00              | 0.00       | 0.00        |
| 310-810-51113  | Temporary/Seasonal Wages      | 0.00          | 0.00          | 0.00       | 0.00       | 0.00              | 0.00       | 0.00        |
| 310-810-51114  | Overtime Wages                | 3,000.00      | 1,945.68      | 1,945.68   | 1,054.32   | 0.00              | 1,054.32   | 35.14       |
| 310-810-51121  | Vacation Leave                | 0.00          | 24,639.54     | 24,639.54  | -24,639.54 | 0.00              | -24,639.54 | -100.00     |
| 310-810-51122  | Sick Leave - Regular          | 0.00          | 18,370.04     | 18,370.04  | -18,370.04 | 0.00              | -18,370.04 | -100.00     |
| 310-810-51127  | Cost of Living Adjustment     | 0.00          | 0.00          | 0.00       | 0.00       | 0.00              | 0.00       | 0.00        |
| 310-810-51128  | Merit Increase                | 0.00          | 0.00          | 0.00       | 0.00       | 0.00              | 0.00       | 0.00        |
| 310-810-51131  | Longevity Pay                 | 2,804.00      | 2,700.00      | 2,700.00   | 104.00     | 0.00              | 104.00     | 3.71        |
| 310-810-51133  | Car Allowance                 | 6,000.00      | 6,000.00      | 6,000.00   | 0.00       | 0.00              | 0.00       | 0.00        |
| 310-810-51134  | Language Incentive            | 2,250.00      | 1,661.75      | 1,661.75   | 588.25     | 0.00              | 588.25     | 26.14       |
| 310-810-51135  | Certification Incentive       | 0.00          | 0.00          | 0.00       | 0.00       | 0.00              | 0.00       | 0.00        |
| 310-810-51141  | FICA/Social Security          | 44,344.00     | 39,705.39     | 39,705.39  | 4,638.61   | 0.00              | 4,638.61   | 10.46       |
| 310-810-51142  | Workers Compensation          | 0.00          | 0.00          | 0.00       | 0.00       | 0.00              | 0.00       | 0.00        |
| 310-810-51143  | State Unemployment Taxes      | 0.00          | 0.00          | 0.00       | 0.00       | 0.00              | 0.00       | 0.00        |
| 310-810-51144  | Retirement - TMRS             | 46,953.00     | 45,343.05     | 45,343.05  | 1,609.95   | 0.00              | 1,609.95   | 3.43        |
| 310-810-51151  | Health Insurance              | 35,036.00     | 32,093.81     | 32,093.81  | 2,942.19   | 0.00              | 2,942.19   | 8.40        |
| 310-810-51152  | Dental Insurance              | 2,814.00      | 2,551.31      | 2,551.31   | 262.69     | 0.00              | 262.69     | 9.34        |
| 310-810-51153  | Life Insurance                | 593.00        | 616.02        | 616.02     | -23.02     | 0.00              | -23.02     | -100.00     |
| 310-810-51154  | ST/LT Disability Insurance    | 3,500.00      | 3,688.83      | 3,688.83   | -188.83    | 0.00              | -188.83    | -100.00     |
| 310-810-51156  | Vision Insurance              | 891.00        | 830.07        | 830.07     | 60.93      | 0.00              | 60.93      | 6.84        |
| 310-810-51157  | AD&D                          | 113.00        | 122.67        | 122.67     | -9.67      | 0.00              | -9.67      | -100.00     |
|                | E50 Sub Totals:               | 713,905.00    | 702,405.95    | 702,405.95 | 11,499.05  | 0.00              | 11,499.05  | 1.61        |
| E52            | Contractual Services          |               |               |            |            |                   |            |             |
| 310-810-51162  | Uniform Rental                | 0.00          | 0.00          | 0.00       | 0.00       | 0.00              | 0.00       | 0.00        |
| 310-810-51171  | Travel - City Business        | 0.00          | 0.00          | 0.00       | 0.00       | 0.00              | 0.00       | 0.00        |
| 310-810-51172  | Travel - Employee Recruitment | 0.00          | 0.00          | 0.00       | 0.00       | 0.00              | 0.00       | 0.00        |
| 310-810-51173  | Travel-Training & Conferences | 8,084.00      | 0.00          | 0.00       | 8,084.00   | 0.00              | 8,084.00   | 100.00      |
| 310-810-51174  | Training & Conf (Non-Travel)  | 0.00          | 1,741.64      | 1,741.64   | -1,741.64  | 0.00              | -1,741.64  | -100.00     |
| 310-810-51175  | Mileage - Reimbursement       | 0.00          | 225.33        | 225.33     | -225.33    | 0.00              | -225.33    | -100.00     |
| 310-810-51183  | Memberships and Dues          | 1,000.00      | 1,773.50      | 1,773.50   | -773.50    | 0.00              | -773.50    | -100.00     |
| 310-810-51184  | Subscription and Books        | 50.00         | 0.00          | 0.00       | 50.00      | 0.00              | 50.00      | 100.00      |
| 310-810-52117  | Postage                       | 720.00        | 0.00          | 0.00       | 720.00     | 0.00              | 720.00     | 100.00      |
| 310-810-53121  | Light & Power                 | 0.00          | 0.00          | 0.00       | 0.00       | 0.00              | 0.00       | 0.00        |
| 310-810-53122  | Natural Gas/Propane           | 0.00          | 0.00          | 0.00       | 0.00       | 0.00              | 0.00       | 0.00        |
| 310-810-53123  | Telephone System              | 0.00          | 0.00          | 0.00       | 0.00       | 0.00              | 0.00       | 0.00        |

Item # 27



| Account Number | Description                    | Budget Amount | Period Amount | YTD Amount | YTD Var   | Encumbered Amount | Available | % Available |
|----------------|--------------------------------|---------------|---------------|------------|-----------|-------------------|-----------|-------------|
| 310-810-53124  | Cell Phones/Pagers             | 5,000.00      | 3,991.81      | 3,991.81   | 1,008.19  | 0.00              | 1,008.19  | 20.16       |
| 310-810-53125  | Internet Service               | 0.00          | 0.00          | 0.00       | 0.00      | 0.00              | 0.00      | 0.00        |
| 310-810-53126  | Wireless Data Services         | 1,500.00      | 1,266.08      | 1,266.08   | 233.92    | 0.00              | 233.92    | 15.59       |
| 310-810-53127  | Water/Sewer/Trash              | 0.00          | 0.00          | 0.00       | 0.00      | 0.00              | 0.00      | 0.00        |
| 310-810-53132  | Electrical Maintenance/Repairs | 1,000.00      | 23.04         | 23.04      | 976.96    | 0.00              | 976.96    | 97.70       |
| 310-810-53134  | Plumbing Repairs               | 500.00        | 417.38        | 417.38     | 82.62     | 0.00              | 82.62     | 16.52       |
| 310-810-53141  | Grounds Maintenance/Repair     | 1,000.00      | 289.42        | 289.42     | 710.58    | 0.00              | 710.58    | 71.06       |
| 310-810-53149  | Misc Facility Repairs/Maint    | 750.00        | 182.23        | 182.23     | 567.77    | 0.00              | 567.77    | 75.70       |
| 310-810-53151  | Janitorial Service - Contract  | 0.00          | 0.00          | 0.00       | 0.00      | 0.00              | 0.00      | 0.00        |
| 310-810-54112  | Light Equipment Rental         | 0.00          | 0.00          | 0.00       | 0.00      | 0.00              | 0.00      | 0.00        |
| 310-810-54131  | Motor Vehicle Repair/Maint     | 0.00          | 0.00          | 0.00       | 0.00      | 0.00              | 0.00      | 0.00        |
| 310-810-54132  | Repair/Maintenance - Minor     | 1,000.00      | 3.95          | 3.95       | 996.05    | 0.00              | 996.05    | 99.61       |
| 310-810-54143  | Inspection/Registration/Etc    | 350.00        | 58.00         | 58.00      | 292.00    | 0.00              | 292.00    | 83.43       |
| 310-810-54148  | Body Shop Repairs              | 1,000.00      | 0.00          | 0.00       | 1,000.00  | 0.00              | 1,000.00  | 100.00      |
| 310-810-54154  | Other Equip Maint/Repair       | 3,000.00      | 462.00        | 462.00     | 2,538.00  | 0.00              | 2,538.00  | 84.60       |
| 310-810-54162  | Oil & Lube Svc/Seasonal Maint  | 2,000.00      | 410.99        | 410.99     | 1,589.01  | 0.00              | 1,589.01  | 79.45       |
| 310-810-54164  | Car Washes (& Tokens)          | 0.00          | 0.00          | 0.00       | 0.00      | 0.00              | 0.00      | 0.00        |
| 310-810-54171  | Office Equipment Maint/Repair  | 0.00          | 0.00          | 0.00       | 0.00      | 0.00              | 0.00      | 0.00        |
| 310-810-54172  | Computer Equip Maint/Repair    | 0.00          | 0.00          | 0.00       | 0.00      | 0.00              | 0.00      | 0.00        |
| 310-810-54173  | Communication Equip Repair     | 0.00          | 0.00          | 0.00       | 0.00      | 0.00              | 0.00      | 0.00        |
| 310-810-54175  | Office Equipment Rental        | 7,000.00      | 5,412.49      | 5,412.49   | 1,587.51  | 0.00              | 1,587.51  | 22.68       |
| 310-810-55111  | Legal Services                 | 2,500.00      | 1,831.47      | 1,831.47   | 668.53    | 0.00              | 668.53    | 26.74       |
| 310-810-55113  | Engineering Services           | 9,000.00      | 3,819.04      | 3,819.04   | 5,180.96  | 0.00              | 5,180.96  | 57.57       |
| 310-810-55115  | Medical Services/Drug Testing  | 1,200.00      | 195.00        | 195.00     | 1,005.00  | 0.00              | 1,005.00  | 83.75       |
| 310-810-55117  | Other Professional Services    | 57,134.00     | 11,485.00     | 11,485.00  | 45,649.00 | 0.00              | 45,649.00 | 79.90       |
| 310-810-55222  | Credit Card Fees               | 0.00          | 0.00          | 0.00       | 0.00      | 0.00              | 0.00      | 0.00        |
| 310-810-55223  | Penalties & Interest           | 0.00          | 50.00         | 50.00      | -50.00    | 0.00              | -50.00    | -100.00     |
| 310-810-55225  | Insurance & Bonds              | 0.00          | 105.00        | 105.00     | -105.00   | 0.00              | -105.00   | -100.00     |
| 310-810-55226  | Bad Debt Collection Service    | 0.00          | 0.00          | 0.00       | 0.00      | 0.00              | 0.00      | 0.00        |
| 310-810-55241  | Outside Printing               | 3,000.00      | 1,652.24      | 1,652.24   | 1,347.76  | 0.00              | 1,347.76  | 44.93       |
| 310-810-55242  | Delivery/Courier Service       | 300.00        | 35.20         | 35.20      | 264.80    | 0.00              | 264.80    | 88.27       |
| 310-810-55243  | Advertising                    | 500.00        | 385.75        | 385.75     | 114.25    | 0.00              | 114.25    | 22.85       |
| 310-810-55244  | Public Notices                 | 0.00          | 0.00          | 0.00       | 0.00      | 0.00              | 0.00      | 0.00        |
| 310-810-55323  | Utility Consulting Services    | 0.00          | 0.00          | 0.00       | 0.00      | 0.00              | 0.00      | 0.00        |
| 310-810-55325  | Training Services              | 0.00          | 0.00          | 0.00       | 0.00      | 0.00              | 0.00      | 0.00        |
| 310-810-55329  | Other Contract Services        | 0.00          | 0.00          | 0.00       | 0.00      | 0.00              | 0.00      | 0.00        |
| 310-810-55331  | IT Service Maint/License Fees  | 0.00          | 0.00          | 0.00       | 0.00      | 0.00              | 0.00      | 0.00        |
| 310-810-55334  | IT Testing/Certification       | 0.00          | 0.00          | 0.00       | 0.00      | 0.00              | 0.00      | 0.00        |
| 310-810-55341  | Trash Collection Service       | 0.00          | 0.00          | 0.00       | 0.00      | 0.00              | 0.00      | 0.00        |
| 310-810-55342  | Landscaping/Groundskeeping     | 0.00          | 0.00          | 0.00       | 0.00      | 0.00              | 0.00      | 0.00        |
| 310-810-55348  | Public Works OCS               | 0.00          | 0.00          | 0.00       | 0.00      | 0.00              | 0.00      | 0.00        |
| 310-810-55632  | Services - Grant Contracts     | 12,724.00     | 4,367.32      | 4,367.32   | 8,356.68  | 0.00              | 8,356.68  | 65.68       |
| 310-810-55633  | Services - Grant Other         | 1,500.00      | 928.47        | 928.47     | 571.53    | 0.00              | 571.53    | 38.10       |
| 310-810-58900  | Reserve Expense for OPEB       | 0.00          | 0.00          | 0.00       | 0.00      | 0.00              | 0.00      | 0.00        |
| 310-810-59132  | GBRA - WTP Debt Service        | 0.00          | 0.00          | 0.00       | 0.00      | 0.00              | 0.00      | 0.00        |
| 310-810-59133  | GBRA - I-35 Pipeline Debt Serv | 0.00          | 0.00          | 0.00       | 0.00      | 0.00              | 0.00      | 0.00        |

Item # 27

| Account Number  | Description                   | Budget Amount | Period Amount | YTD Amount | YTD Var   | Encumbered Amount | Available | % Available |
|-----------------|-------------------------------|---------------|---------------|------------|-----------|-------------------|-----------|-------------|
| E54             | E54 Sub Totals:               | 121,812.00    | 41,112.35     | 41,112.35  | 80,699.65 | 0.00              | 80,699.65 | 66.25       |
|                 | Commodities                   |               |               |            |           |                   |           |             |
| 310-810-51161   | Uniforms (Buy)                | 3,000.00      | 784.00        | 784.00     | 2,216.00  | 0.00              | 2,216.00  | 73.87       |
| 310-810-52111   | General Office Supplies       | 4,320.00      | 3,104.07      | 3,104.07   | 1,215.93  | 0.00              | 1,215.93  | 28.15       |
| 310-810-52113   | Copier/Printer/Plotter Supply | 720.00        | 582.93        | 582.93     | 137.07    | 0.00              | 137.07    | 19.04       |
| 310-810-52115   | Computer Supplies             | 720.00        | 0.00          | 0.00       | 720.00    | 0.00              | 720.00    | 100.00      |
| 310-810-52118   | Office Security Supplies      | 144.00        | 30.01         | 30.01      | 113.99    | 0.00              | 113.99    | 79.16       |
| 310-810-52124   | Building Materials            | 720.00        | 95.00         | 95.00      | 625.00    | 0.00              | 625.00    | 86.81       |
| 310-810-52126   | Sand and Gravel               | 0.00          | 0.00          | 0.00       | 0.00      | 0.00              | 0.00      | 0.00        |
| 310-810-52131   | Electrical/Plumbing Supplies  | 720.00        | 89.24         | 89.24      | 630.76    | 0.00              | 630.76    | 87.61       |
| 310-810-52133   | Misc Hardware                 | 720.00        | 17.67         | 17.67      | 702.33    | 0.00              | 702.33    | 97.55       |
| 310-810-52141   | City Sponsored Event Supplies | 369.00        | 39.98         | 39.98      | 329.02    | 0.00              | 329.02    | 89.17       |
| 310-810-52154   | Fire Prevention Supplies      | 360.00        | 100.51        | 100.51     | 259.49    | 0.00              | 259.49    | 72.08       |
| 310-810-52163   | Medical Supplies              | 360.00        | 309.40        | 309.40     | 50.60     | 0.00              | 50.60     | 14.06       |
| 310-810-52165   | Pesticides                    | 0.00          | 0.00          | 0.00       | 0.00      | 0.00              | 0.00      | 0.00        |
| 310-810-52168   | Minor Tools/Instruments       | 2,160.00      | 943.05        | 943.05     | 1,216.95  | 0.00              | 1,216.95  | 56.34       |
| 310-810-52171   | Training Supplies             | 0.00          | 0.00          | 0.00       | 0.00      | 0.00              | 0.00      | 0.00        |
| 310-810-52172   | Misc Occasions Supplies       | 720.00        | 511.05        | 511.05     | 208.95    | 0.00              | 208.95    | 29.02       |
| 310-810-52173   | Food/Meals                    | 108.00        | 23.99         | 23.99      | 84.01     | 0.00              | 84.01     | 77.79       |
| 310-810-52174   | Misc Supplies                 | 1,440.00      | 739.01        | 739.01     | 700.99    | 0.00              | 700.99    | 48.68       |
| 310-810-52211   | Office Furniture (<\$5K)      | 720.00        | 662.50        | 662.50     | 57.50     | 0.00              | 57.50     | 7.99        |
| 310-810-52212   | Communication Equipment       | 360.00        | 110.49        | 110.49     | 249.51    | 0.00              | 249.51    | 69.31       |
| 310-810-52214   | Computer Hardware             | 1,160.00      | 58.44         | 58.44      | 1,101.56  | 0.00              | 1,101.56  | 94.96       |
| 310-810-52215   | Computer Software             | 0.00          | 0.00          | 0.00       | 0.00      | 0.00              | 0.00      | 0.00        |
| 310-810-52216   | Computer Accessories          | 216.00        | 144.34        | 144.34     | 71.66     | 0.00              | 71.66     | 33.18       |
| 310-810-52217   | Instruments/Apparatus         | 0.00          | 0.00          | 0.00       | 0.00      | 0.00              | 0.00      | 0.00        |
| 310-810-52218   | General Electronic Equipment  | 0.00          | 0.00          | 0.00       | 0.00      | 0.00              | 0.00      | 0.00        |
| 310-810-52219   | Other Office Equipment        | 0.00          | 0.00          | 0.00       | 0.00      | 0.00              | 0.00      | 0.00        |
| 310-810-52222   | Street Maintenance Equipment  | 0.00          | 0.00          | 0.00       | 0.00      | 0.00              | 0.00      | 0.00        |
| 310-810-52228   | Facility Maintenance Tools    | 1,440.00      | 319.99        | 319.99     | 1,120.01  | 0.00              | 1,120.01  | 77.78       |
| 310-810-52229   | Other Field Equipment         | 803.00        | 73.88         | 73.88      | 729.12    | 0.00              | 729.12    | 90.80       |
| 310-810-53152   | Cleaning Supplies             | 0.00          | 0.00          | 0.00       | 0.00      | 0.00              | 0.00      | 0.00        |
| 310-810-53153   | Cleaning - Paper Products     | 0.00          | 0.00          | 0.00       | 0.00      | 0.00              | 0.00      | 0.00        |
| 310-810-54161   | Fuel                          | 9,000.00      | 4,756.62      | 4,756.62   | 4,243.38  | 0.00              | 4,243.38  | 47.15       |
| 310-810-54163   | Tires/Batteries               | 2,000.00      | 93.42         | 93.42      | 1,906.58  | 0.00              | 1,906.58  | 95.33       |
| E54 Sub Totals: |                               | 32,280.00     | 13,589.59     | 13,589.59  | 18,690.41 | 0.00              | 18,690.41 | 57.90       |
| E60             | Non-CIP Capital Outlay        |               |               |            |           |                   |           |             |
| 310-810-57111   | Office Furniture (>\$5K)      | 0.00          | 0.00          | 0.00       | 0.00      | 0.00              | 0.00      | 0.00        |
| 310-810-57112   | Communication Equipment       | 0.00          | 0.00          | 0.00       | 0.00      | 0.00              | 0.00      | 0.00        |
| 310-810-57114   | Computer Equipment            | 0.00          | 0.00          | 0.00       | 0.00      | 0.00              | 0.00      | 0.00        |
| 310-810-57115   | Instruments/Apparatus         | 0.00          | 0.00          | 0.00       | 0.00      | 0.00              | 0.00      | 0.00        |
| 310-810-57117   | Other Capital Outlay          | 0.00          | 0.00          | 0.00       | 0.00      | 0.00              | 0.00      | 0.00        |
| 310-810-57121   | Machine Tools/Apparatus       | 0.00          | 0.00          | 0.00       | 0.00      | 0.00              | 0.00      | 0.00        |

Item # 27

| Account Number | Description                   | Budget Amount | Period Amount | YTD Amount | YTD Var    | Encumbered Amount | Available  | % Available |
|----------------|-------------------------------|---------------|---------------|------------|------------|-------------------|------------|-------------|
| 310-810-57122  | Light Equipment               | 0.00          | 0.00          | 0.00       | 0.00       | 0.00              | 0.00       | 0.00        |
| 310-810-57123  | Motor Vehicles                | 0.00          | 0.00          | 0.00       | 0.00       | 0.00              | 0.00       | 0.00        |
| 310-810-57124  | Heavy Equipment               | 0.00          | 0.00          | 0.00       | 0.00       | 0.00              | 0.00       | 0.00        |
| 310-810-57125  | Other Equipment               | 0.00          | 0.00          | 0.00       | 0.00       | 0.00              | 0.00       | 0.00        |
| 310-810-57229  | Building & Storage Facilities | 0.00          | 0.00          | 0.00       | 0.00       | 0.00              | 0.00       | 0.00        |
|                | E60 Sub Totals:               | 0.00          | 0.00          | 0.00       | 0.00       | 0.00              | 0.00       | 0.00        |
| E62            | Transfers                     |               |               |            |            |                   |            |             |
| 310-810-58114  | Interfund Transfers Out       | 0.00          | 0.00          | 0.00       | 0.00       | 0.00              | 0.00       | 0.00        |
| 310-810-58120  | Transfer Out to OPEB Fund     | 20,000.00     | 20,000.00     | 20,000.00  | 0.00       | 0.00              | 0.00       | 0.00        |
|                | E62 Sub Totals:               | 20,000.00     | 20,000.00     | 20,000.00  | 0.00       | 0.00              | 0.00       | 0.00        |
|                | Expense Sub Totals:           | 887,997.00    | 777,107.89    | 777,107.89 | 110,889.11 | 0.00              | 110,889.11 | 12.49       |
|                | Dept 810 Sub Totals:          | 887,997.00    | 777,107.89    | 777,107.89 | 110,889.11 | 0.00              | 110,889.11 | 12.49       |

| Account Number | Description                   | Budget Amount | Period Amount | YTD Amount | YTD Var   | Encumbered Amount | Available | % Available |
|----------------|-------------------------------|---------------|---------------|------------|-----------|-------------------|-----------|-------------|
| Dept 310-812   | Utility Billing               |               |               |            |           |                   |           |             |
| R02            | Charges for Services          |               |               |            |           |                   |           |             |
| 310-812-42426  | Electronic Pmt Processing Fee | 78,000.00     | 71,882.75     | 71,882.75  | 6,117.25  | 0.00              | 6,117.25  | 7.84        |
|                | R02 Sub Totals:               | 78,000.00     | 71,882.75     | 71,882.75  | 6,117.25  | 0.00              | 6,117.25  | 7.84        |
|                | Revenue Sub Totals:           | 78,000.00     | 71,882.75     | 71,882.75  | 6,117.25  | 0.00              | 6,117.25  | 7.84        |
| E50            | Personnel                     |               |               |            |           |                   |           |             |
| 310-812-51111  | Regular Full Time Wages       | 191,251.00    | 174,005.56    | 174,005.56 | 17,245.44 | 0.00              | 17,245.44 | 9.02        |
| 310-812-51112  | Regular Part Time Wages       | 0.00          | 0.00          | 0.00       | 0.00      | 0.00              | 0.00      | 0.00        |
| 310-812-51113  | Temporary/Seasonal Wages      | 0.00          | 0.00          | 0.00       | 0.00      | 0.00              | 0.00      | 0.00        |
| 310-812-51114  | Overtime Wages                | 4,625.00      | 3,273.88      | 3,273.88   | 1,351.12  | 0.00              | 1,351.12  | 29.21       |
| 310-812-51121  | Vacation Leave                | 0.00          | 7,436.18      | 7,436.18   | -7,436.18 | 0.00              | -7,436.18 | -100.00     |
| 310-812-51122  | Sick Leave - Regular          | 0.00          | 5,711.35      | 5,711.35   | -5,711.35 | 0.00              | -5,711.35 | -100.00     |
| 310-812-51127  | Cost of Living Adjustment     | 0.00          | 0.00          | 0.00       | 0.00      | 0.00              | 0.00      | 0.00        |
| 310-812-51128  | Merit Increase                | 0.00          | 0.00          | 0.00       | 0.00      | 0.00              | 0.00      | 0.00        |
| 310-812-51131  | Longevity Pay                 | 720.00        | 1,008.00      | 1,008.00   | -288.00   | 0.00              | -288.00   | -100.00     |
| 310-812-51134  | Language Incentive            | 3,600.00      | 2,700.36      | 2,700.36   | 899.64    | 0.00              | 899.64    | 24.99       |
| 310-812-51135  | Certification Incentive       | 0.00          | 0.00          | 0.00       | 0.00      | 0.00              | 0.00      | 0.00        |
| 310-812-51141  | FICA/Social Security          | 15,315.00     | 13,486.32     | 13,486.32  | 1,828.68  | 0.00              | 1,828.68  | 11.94       |
| 310-812-51142  | Workers Compensation          | 0.00          | 0.00          | 0.00       | 0.00      | 0.00              | 0.00      | 0.00        |
| 310-812-51143  | State Unemployment Taxes      | 0.00          | 0.00          | 0.00       | 0.00      | 0.00              | 0.00      | 0.00        |
| 310-812-51144  | Retirement - TMRS             | 15,841.00     | 15,162.97     | 15,162.97  | 678.03    | 0.00              | 678.03    | 4.28        |
| 310-812-51151  | Health Insurance              | 21,234.00     | 21,315.14     | 21,315.14  | -81.14    | 0.00              | -81.14    | -100.00     |
| 310-812-51152  | Dental Insurance              | 1,705.00      | 1,671.17      | 1,671.17   | 33.83     | 0.00              | 33.83     | 1.98        |
| 310-812-51153  | Life Insurance                | 228.00        | 222.30        | 222.30     | 5.70      | 0.00              | 5.70      | 2.50        |
| 310-812-51154  | ST/LT Disability Insurance    | 1,183.00      | 1,199.46      | 1,199.46   | -16.46    | 0.00              | -16.46    | -100.00     |
| 310-812-51156  | Vision Insurance              | 540.00        | 526.50        | 526.50     | 13.50     | 0.00              | 13.50     | 2.50        |
| 310-812-51157  | AD&D                          | 42.00         | 40.95         | 40.95      | 1.05      | 0.00              | 1.05      | 2.50        |
|                | E50 Sub Totals:               | 256,284.00    | 247,760.14    | 247,760.14 | 8,523.86  | 0.00              | 8,523.86  | 3.33        |
| E52            | Contractual Services          |               |               |            |           |                   |           |             |
| 310-812-51174  | Training & Conf (Non-Travel)  | 4,080.00      | 0.00          | 0.00       | 4,080.00  | 0.00              | 4,080.00  | 100.00      |
| 310-812-51175  | Mileage-Reimbursement         | 0.00          | 0.00          | 0.00       | 0.00      | 0.00              | 0.00      | 0.00        |
| 310-812-52117  | Postage                       | 37,300.00     | 39,653.01     | 39,653.01  | -2,353.01 | 0.00              | -2,353.01 | -100.00     |
| 310-812-53123  | Telephone System              | 3,300.00      | 4,235.50      | 4,235.50   | -935.50   | 0.00              | -935.50   | -100.00     |
| 310-812-53124  | Cell Phones/Pagers            | 1,350.00      | 808.10        | 808.10     | 541.90    | 0.00              | 541.90    | 40.14       |
| 310-812-54131  | Motor Vehicle Repair/Maint    | 0.00          | 0.00          | 0.00       | 0.00      | 0.00              | 0.00      | 0.00        |
| 310-812-54154  | Other Equip Maint/Repair      | 0.00          | 0.00          | 0.00       | 0.00      | 0.00              | 0.00      | 0.00        |
| 310-812-54175  | Office Equipment Rental       | 1,000.00      | 2,477.84      | 2,477.84   | -1,477.84 | 0.00              | -1,477.84 | -100.00     |
| 310-812-54177  | Rental - Storage              | 0.00          | 0.00          | 0.00       | 0.00      | 0.00              | 0.00      | 0.00        |
| 310-812-55111  | Legal Services                | 0.00          | 0.00          | 0.00       | 0.00      | 0.00              | 0.00      | 0.00        |
| 310-812-55222  | Credit Card Fees              | 78,000.00     | 75,514.85     | 75,514.85  | 2,485.15  | 0.00              | 2,485.15  | 3.19        |
| 310-812-55226  | Bad Debt Collection Service   | 4,500.00      | 199.07        | 199.07     | 4,300.93  | 0.00              | 4,300.93  | 95.58       |
| 310-812-55241  | Outside Printing              | 1,500.00      | 271.15        | 271.15     | 1,228.85  | 0.00              | 1,228.85  | 81.92       |

Item # 27

| Account Number | Description                   | Budget Amount     | Period Amount     | YTD Amount        | YTD Var          | Encumbered Amount | Available        | % Available  |
|----------------|-------------------------------|-------------------|-------------------|-------------------|------------------|-------------------|------------------|--------------|
| 310-812-55242  | Delivery/Courier Service      | 125.00            | 62.21             | 62.21             | 62.79            | 0.00              | 62.79            | 50.23        |
| 310-812-55329  | Other Contract Services       | 37,830.00         | 38,629.12         | 38,629.12         | -799.12          | 0.00              | -799.12          | -100.00      |
| 310-812-55331  | IT Service Maint/License Fees | 1,700.00          | 1,870.00          | 1,870.00          | -170.00          | 0.00              | -170.00          | -100.00      |
| 310-812-55348  | Public Works OCS              | 0.00              | 0.00              | 0.00              | 0.00             | 0.00              | 0.00             | 0.00         |
| 310-812-55604  | Services - Utility Billing    | 0.00              | 0.00              | 0.00              | 0.00             | 0.00              | 0.00             | 0.00         |
| 310-812-55612  | Services - Meter Testing      | 0.00              | 0.00              | 0.00              | 0.00             | 0.00              | 0.00             | 0.00         |
|                | <b>E52 Sub Totals:</b>        | <b>170,685.00</b> | <b>163,720.85</b> | <b>163,720.85</b> | <b>6,964.15</b>  | <b>0.00</b>       | <b>6,964.15</b>  | <b>4.08</b>  |
| E54            | Commodities                   |                   |                   |                   |                  |                   |                  |              |
| 310-812-51161  | Uniforms (Buy)                | 300.00            | 579.27            | 579.27            | -279.27          | 0.00              | -279.27          | -100.00      |
| 310-812-52111  | General Office Supplies       | 5,040.00          | 3,007.39          | 3,007.39          | 2,032.61         | 0.00              | 2,032.61         | 40.33        |
| 310-812-52113  | Copier/Printer/Plotter Supply | 315.00            | 0.00              | 0.00              | 315.00           | 0.00              | 315.00           | 100.00       |
| 310-812-52115  | Computer Supplies             | 0.00              | 0.00              | 0.00              | 0.00             | 0.00              | 0.00             | 0.00         |
| 310-812-52141  | City Sponsored Event Supplies | 315.00            | 0.00              | 0.00              | 315.00           | 0.00              | 315.00           | 100.00       |
| 310-812-52163  | Medical Supplies              | 0.00              | 0.00              | 0.00              | 0.00             | 0.00              | 0.00             | 0.00         |
| 310-812-52174  | Misc Supplies                 | 0.00              | 0.00              | 0.00              | 0.00             | 0.00              | 0.00             | 0.00         |
| 310-812-52211  | Office Furniture (<\$5K)      | 0.00              | 0.00              | 0.00              | 0.00             | 0.00              | 0.00             | 0.00         |
| 310-812-52212  | Communication Equipment       | 523.00            | 0.00              | 0.00              | 523.00           | 0.00              | 523.00           | 100.00       |
| 310-812-52214  | Computer Hardware             | 945.00            | 944.85            | 944.85            | 0.15             | 0.00              | 0.15             | 0.02         |
| 310-812-52216  | Computer Accessories          | 690.00            | 0.00              | 0.00              | 690.00           | 0.00              | 690.00           | 100.00       |
| 310-812-52219  | Other Office Equipment        | 0.00              | 0.00              | 0.00              | 0.00             | 0.00              | 0.00             | 0.00         |
| 310-812-54161  | Fuel                          | 0.00              | 0.00              | 0.00              | 0.00             | 0.00              | 0.00             | 0.00         |
|                | <b>E54 Sub Totals:</b>        | <b>8,128.00</b>   | <b>4,531.51</b>   | <b>4,531.51</b>   | <b>3,596.49</b>  | <b>0.00</b>       | <b>3,596.49</b>  | <b>44.25</b> |
|                | <b>Expense Sub Totals:</b>    | <b>435,097.00</b> | <b>416,012.50</b> | <b>416,012.50</b> | <b>19,084.50</b> | <b>0.00</b>       | <b>19,084.50</b> | <b>4.39</b>  |
|                | <b>Dept 812 Sub Totals:</b>   | <b>357,097.00</b> | <b>344,129.75</b> | <b>344,129.75</b> | <b>12,967.25</b> | <b>0.00</b>       | <b>12,967.25</b> | <b>3.63</b>  |

| Account Number  | Description                    | Budget Amount | Period Amount | YTD Amount | YTD Var    | Encumbered Amount | Available  | % Available |
|-----------------|--------------------------------|---------------|---------------|------------|------------|-------------------|------------|-------------|
| Dept 310-820    | Water Operating Personnel      |               |               |            |            |                   |            |             |
| E50             |                                |               |               |            |            |                   |            |             |
| 310-820-51111   | Regular Full Time Wages        | 512,503.00    | 399,518.35    | 399,518.35 | 112,984.65 | 0.00              | 112,984.65 | 22.05       |
| 310-820-51112   | Regular Part Time Wages        | 0.00          | 0.00          | 0.00       | 0.00       | 0.00              | 0.00       | 0.00        |
| 310-820-51113   | Temporary/Seasonal Wages       | 0.00          | 0.00          | 0.00       | 0.00       | 0.00              | 0.00       | 0.00        |
| 310-820-51114   | Overtime Wages                 | 28,875.00     | 28,458.24     | 28,458.24  | 416.76     | 0.00              | 416.76     | 1.44        |
| 310-820-51121   | Vacation Leave                 | 0.00          | 28,553.84     | 28,553.84  | -28,553.84 | 0.00              | -28,553.84 | -100.00     |
| 310-820-51122   | Sick Leave - Regular           | 0.00          | 15,105.62     | 15,105.62  | -15,105.62 | 0.00              | -15,105.62 | -100.00     |
| 310-820-51127   | Cost of Living Adjustment      | 0.00          | 0.00          | 0.00       | 0.00       | 0.00              | 0.00       | 0.00        |
| 310-820-51128   | Merit Increase                 | 0.00          | 0.00          | 0.00       | 0.00       | 0.00              | 0.00       | 0.00        |
| 310-820-51131   | Longevity Pay                  | 5,796.00      | 5,724.00      | 5,724.00   | 72.00      | 0.00              | 72.00      | 1.24        |
| 310-820-51134   | Language Incentive             | 0.00          | 0.00          | 0.00       | 0.00       | 0.00              | 0.00       | 0.00        |
| 310-820-51135   | Certification Incentive        | 15,300.00     | 6,284.96      | 6,284.96   | 9,015.04   | 0.00              | 9,015.04   | 58.92       |
| 310-820-51141   | FICA/Social Security           | 43,029.00     | 34,401.66     | 34,401.66  | 8,627.34   | 0.00              | 8,627.34   | 20.05       |
| 310-820-51142   | Workers Compensation           | 0.00          | 0.00          | 0.00       | 0.00       | 0.00              | 0.00       | 0.00        |
| 310-820-51143   | State Unemployment Taxes       | 0.00          | 0.00          | 0.00       | 0.00       | 0.00              | 0.00       | 0.00        |
| 310-820-51144   | Retirement - TMRS              | 45,560.00     | 38,465.43     | 38,465.43  | 7,094.57   | 0.00              | 7,094.57   | 15.57       |
| 310-820-51151   | Health Insurance               | 61,579.00     | 54,444.62     | 54,444.62  | 7,134.38   | 0.00              | 7,134.38   | 11.59       |
| 310-820-51152   | Dental Insurance               | 4,945.00      | 4,270.58      | 4,270.58   | 674.42     | 0.00              | 674.42     | 13.64       |
| 310-820-51153   | Life Insurance                 | 661.00        | 606.26        | 606.26     | 54.74      | 0.00              | 54.74      | 8.28        |
| 310-820-51154   | ST/LT Disability Insurance     | 3,171.00      | 3,106.21      | 3,106.21   | 64.79      | 0.00              | 64.79      | 2.04        |
| 310-820-51156   | Vision Insurance               | 1,566.00      | 1,403.99      | 1,403.99   | 162.01     | 0.00              | 162.01     | 10.35       |
| 310-820-51157   | AD&D                           | 122.00        | 120.16        | 120.16     | 1.84       | 0.00              | 1.84       | 1.51        |
| E50 Sub Totals: |                                | 723,107.00    | 620,463.92    | 620,463.92 | 102,643.08 | 0.00              | 102,643.08 | 14.19       |
| E50             | Contractual Services           |               |               |            |            |                   |            |             |
| 310-820-51162   | Uniform Rental                 | 7,400.00      | 8,254.44      | 8,254.44   | -854.44    | 0.00              | -854.44    | -100.00     |
| 310-820-51171   | Travel - City Business         | 0.00          | 47.18         | 47.18      | -47.18     | 0.00              | -47.18     | -100.00     |
| 310-820-51172   | Travel - Employee Recruitment  | 0.00          | 0.00          | 0.00       | 0.00       | 0.00              | 0.00       | 0.00        |
| 310-820-51173   | Travel-Training & Conferences  | 7,400.00      | 0.00          | 0.00       | 7,400.00   | 0.00              | 7,400.00   | 100.00      |
| 310-820-51174   | Training & Conf (Non-Travel)   | 0.00          | 6,195.05      | 6,195.05   | -6,195.05  | 0.00              | -6,195.05  | -100.00     |
| 310-820-51175   | Mileage-Reimbursement          | 0.00          | 0.00          | 0.00       | 0.00       | 0.00              | 0.00       | 0.00        |
| 310-820-51183   | Memberships and Dues           | 800.00        | 690.00        | 690.00     | 110.00     | 0.00              | 110.00     | 13.75       |
| 310-820-51184   | Subscription and Books         | 0.00          | 0.00          | 0.00       | 0.00       | 0.00              | 0.00       | 0.00        |
| 310-820-52117   | Postage                        | 300.00        | 55.20         | 55.20      | 244.80     | 0.00              | 244.80     | 81.60       |
| 310-820-53121   | Light & Power                  | 140,000.00    | 136,534.00    | 136,534.00 | 3,466.00   | 0.00              | 3,466.00   | 2.48        |
| 310-820-53122   | Natural Gas/Propane            | 1,000.00      | 0.00          | 0.00       | 1,000.00   | 0.00              | 1,000.00   | 100.00      |
| 310-820-53123   | Telephone System               | 2,000.00      | 0.00          | 0.00       | 2,000.00   | 0.00              | 2,000.00   | 100.00      |
| 310-820-53124   | Cell Phones/Pagers             | 3,000.00      | 4,507.69      | 4,507.69   | -1,507.69  | 0.00              | -1,507.69  | -100.00     |
| 310-820-53127   | Water/Sewer/Trash              | 0.00          | 0.00          | 0.00       | 0.00       | 0.00              | 0.00       | 0.00        |
| 310-820-53132   | Electrical Repairs             | 15,000.00     | 8,960.56      | 8,960.56   | 6,039.44   | 0.00              | 6,039.44   | 40.26       |
| 310-820-53134   | Plumbing Repairs               | 0.00          | 0.00          | 0.00       | 0.00       | 0.00              | 0.00       | 0.00        |
| 310-820-53143   | Water Distribution Maintenance | 56,720.00     | 36,697.96     | 36,697.96  | 20,022.04  | 0.00              | 20,022.04  | 35.30       |
| 310-820-53145   | Tap Install/Expense            | 10,000.00     | 5,533.23      | 5,533.23   | 4,466.77   | 8.00              | 4,458.77   | 44.59       |
| 310-820-53149   | Misc Facility Repairs/Maint    | 500.00        | 316.12        | 316.12     | 183.88     | 0.00              | 183.88     | 36.78       |
| 310-820-53151   | Janitorial Service - Contract  | 0.00          | 0.00          | 0.00       | 0.00       | 0.00              | 0.00       | 0.00        |

Item # 097

| Account Number  | Description                    | Budget Amount | Period Amount | YTD Amount | YTD Var   | Encumbered Amount | Available | % Available |
|-----------------|--------------------------------|---------------|---------------|------------|-----------|-------------------|-----------|-------------|
| 310-820-54112   | Light Equipment Rental         | 1,000.00      | 0.00          | 0.00       | 1,000.00  | 0.00              | 1,000.00  | 100.00      |
| 310-820-54113   | Motor Vehicle Rental           | 0.00          | 0.00          | 0.00       | 0.00      | 0.00              | 0.00      | 0.00        |
| 310-820-54114   | Trucks/Heavy Equip Rental      | 1,500.00      | 0.00          | 0.00       | 1,500.00  | 0.00              | 1,500.00  | 100.00      |
| 310-820-54131   | Motor Vehicle Repair/Maint     | 4,970.53      | 5,171.91      | 5,171.91   | -201.38   | 0.00              | -201.38   | -100.00     |
| 310-820-54132   | Repair/Maintenance - Minor     | 500.00        | 334.86        | 334.86     | 165.14    | 0.00              | 165.14    | 33.03       |
| 310-820-54135   | Truck/Heavy Equipment Repair   | 2,714.73      | 2,354.09      | 2,354.09   | 360.64    | 0.00              | 360.64    | 13.28       |
| 310-820-54143   | Inspection/Registration/Etc    | 200.00        | 106.59        | 106.59     | 93.41     | 0.00              | 93.41     | 46.71       |
| 310-820-54148   | Body Shop Repairs              | 2,000.00      | 0.00          | 0.00       | 2,000.00  | 0.00              | 2,000.00  | 100.00      |
| 310-820-54151   | Machine Tools Maint/Repair     | 1,000.00      | 973.52        | 973.52     | 26.48     | 0.00              | 26.48     | 2.65        |
| 310-820-54152   | Pump & Motor Repair            | 55,000.00     | 30,713.84     | 30,713.84  | 24,286.16 | 0.00              | 24,286.16 | 44.16       |
| 310-820-54153   | Electric Motor Repair          | 0.00          | 0.00          | 0.00       | 0.00      | 0.00              | 0.00      | 0.00        |
| 310-820-54154   | Other Equip Maint/Repair       | 1,000.00      | 342.27        | 342.27     | 657.73    | 0.00              | 657.73    | 65.77       |
| 310-820-54162   | Oil & Lube Svc/Seasonal Maint  | 2,500.00      | 1,541.24      | 1,541.24   | 958.76    | 0.00              | 958.76    | 38.35       |
| 310-820-54164   | Car Washes (& Tokens)          | 0.00          | 0.00          | 0.00       | 0.00      | 0.00              | 0.00      | 0.00        |
| 310-820-54172   | Computer Equip Maint/Repair    | 0.00          | 0.00          | 0.00       | 0.00      | 0.00              | 0.00      | 0.00        |
| 310-820-54175   | Office Equipment Rental        | 0.00          | 0.00          | 0.00       | 0.00      | 0.00              | 0.00      | 0.00        |
| 310-820-54177   | Rental - Storage               | 0.00          | 0.00          | 0.00       | 0.00      | 0.00              | 0.00      | 0.00        |
| 310-820-55111   | Legal Services                 | 5,000.00      | 3,662.97      | 3,662.97   | 1,337.03  | 0.00              | 1,337.03  | 26.74       |
| 310-820-55113   | Engineering Services           | 0.00          | 0.00          | 0.00       | 0.00      | 0.00              | 0.00      | 0.00        |
| 310-820-55115   | Medical Services/Drug Testing  | 1,000.00      | 520.00        | 520.00     | 480.00    | 0.00              | 480.00    | 48.00       |
| 310-820-55117   | Other Professional Services    | 5,000.00      | 3,923.85      | 3,923.85   | 1,076.15  | 0.00              | 1,076.15  | 21.52       |
| 310-820-55222   | Credit Card Fees               | 0.00          | 0.00          | 0.00       | 0.00      | 0.00              | 0.00      | 0.00        |
| 310-820-55223   | Penalties & Interest           | 0.00          | 0.00          | 0.00       | 0.00      | 0.00              | 0.00      | 0.00        |
| 310-820-55225   | Insurance & Bonds              | 0.00          | 1,000.00      | 1,000.00   | -1,000.00 | 0.00              | -1,000.00 | -100.00     |
| 310-820-55241   | Outside Printing               | 0.00          | 0.00          | 0.00       | 0.00      | 0.00              | 0.00      | 0.00        |
| 310-820-55242   | Delivery/Courier Service       | 100.00        | 63.64         | 63.64      | 36.36     | 0.00              | 36.36     | 36.36       |
| 310-820-55325   | Training Services              | 0.00          | 0.00          | 0.00       | 0.00      | 0.00              | 0.00      | 0.00        |
| 310-820-55328   | Testing/Certification          | 40,000.00     | 40,888.50     | 40,888.50  | -888.50   | 0.00              | -888.50   | -100.00     |
| 310-820-55329   | Other Contract Services        | 300.00        | 198.00        | 198.00     | 102.00    | 0.00              | 102.00    | 34.00       |
| 310-820-55334   | IT Testing/Certification       | 0.00          | 0.00          | 0.00       | 0.00      | 0.00              | 0.00      | 0.00        |
| 310-820-55341   | Trash Collection Service       | 0.00          | 0.00          | 0.00       | 0.00      | 0.00              | 0.00      | 0.00        |
| 310-820-55342   | Landscaping/Groundskeeping     | 1,500.00      | 21.96         | 21.96      | 1,478.04  | 0.00              | 1,478.04  | 98.54       |
| 310-820-55346   | Water Storage/Distribution Rep | 15,000.00     | 6,971.46      | 6,971.46   | 8,028.54  | 0.00              | 8,028.54  | 53.52       |
| 310-820-55348   | Public Works OCS               | 0.00          | 0.00          | 0.00       | 0.00      | 0.00              | 0.00      | 0.00        |
| 310-820-55446   | Water Lines                    | 0.00          | 0.00          | 0.00       | 0.00      | 0.00              | 0.00      | 0.00        |
| 310-820-55512   | TCEQ Water Permit              | 15,000.00     | 15,000.00     | 15,000.00  | 0.00      | 0.00              | 0.00      | 0.00        |
| 310-820-58312   | Payment of Claims              | 0.00          | 0.00          | 0.00       | 0.00      | 0.00              | 0.00      | 0.00        |
| 310-820-59132   | GBRA - WTP Debt Service        | 0.00          | 0.00          | 0.00       | 0.00      | 0.00              | 0.00      | 0.00        |
| 310-820-59133   | GBRA - I-35 Pipeline Debt Serv | 0.00          | 0.00          | 0.00       | 0.00      | 0.00              | 0.00      | 0.00        |
| E52 Sub Totals: |                                | 399,405.26    | 321,580.13    | 321,580.13 | 77,825.13 | 8.00              | 77,817.13 | 19.48       |
| Commodities     |                                |               |               |            |           |                   |           |             |
| 310-820-51161   | Uniforms (Buy)                 | 4,500.00      | 3,095.84      | 3,095.84   | 1,404.16  | 0.00              | 1,404.16  | 31.20       |
| 310-820-52111   | General Office Supplies        | 927.00        | 562.98        | 562.98     | 364.02    | 0.00              | 364.02    | 39.27       |
| 310-820-52113   | Copier/Printer/Plotter Supply  | 0.00          | 0.00          | 0.00       | 0.00      | 0.00              | 0.00      | 0.00        |
| 310-820-52118   | Office Security Supplies       | 300.00        | 35.84         | 35.84      | 264.16    | 0.00              | 264.16    | 88.05       |

Item # 27

| Account Number  | Description                   | Budget Amount | Period Amount | YTD Amount | YTD Var   | Encumbered Amount | Available | % Available |
|-----------------|-------------------------------|---------------|---------------|------------|-----------|-------------------|-----------|-------------|
| 310-820-52121   | Street Repair Materials       | 1,500.00      | 0.00          | 0.00       | 1,500.00  | 0.00              | 1,500.00  | 100.00      |
| 310-820-52122   | Safety Signs and Barricades   | 0.00          | 0.00          | 0.00       | 0.00      | 0.00              | 0.00      | 0.00        |
| 310-820-52124   | Building Materials            | 1,500.00      | 1,445.82      | 1,445.82   | 54.18     | 0.00              | 54.18     | 3.61        |
| 310-820-52125   | Clamps                        | 4,635.00      | 2,113.10      | 2,113.10   | 2,521.90  | 0.00              | 2,521.90  | 54.41       |
| 310-820-52126   | Sand and Gravel               | 6,000.00      | 3,859.09      | 3,859.09   | 2,140.91  | 0.00              | 2,140.91  | 35.68       |
| 310-820-52131   | Electrical/Plumbing Supplies  | 13,000.00     | 10,294.27     | 10,294.27  | 2,705.73  | 103.62            | 2,602.11  | 20.02       |
| 310-820-52132   | Machine Fabricated Parts      | 0.00          | 0.00          | 0.00       | 0.00      | 0.00              | 0.00      | 0.00        |
| 310-820-52133   | Misc Hardware                 | 200.00        | 9.10          | 9.10       | 190.90    | 0.00              | 190.90    | 95.45       |
| 310-820-52141   | City Sponsored Event Supplies | 200.00        | 0.00          | 0.00       | 200.00    | 0.00              | 200.00    | 100.00      |
| 310-820-52154   | Fire Prevention Supplies      | 324.00        | 100.51        | 100.51     | 223.49    | 0.00              | 223.49    | 68.98       |
| 310-820-52162   | Laboratory Supplies           | 139.00        | 57.30         | 57.30      | 81.70     | 0.00              | 81.70     | 58.78       |
| 310-820-52163   | Medical Supplies              | 600.00        | 439.92        | 439.92     | 160.08    | 0.00              | 160.08    | 26.68       |
| 310-820-52164   | Chemicals/Pool Supplies       | 20,000.00     | 12,074.04     | 12,074.04  | 7,925.96  | 5,329.60          | 2,596.36  | 12.98       |
| 310-820-52165   | Pesticides                    | 200.00        | 117.54        | 117.54     | 82.46     | 0.00              | 82.46     | 41.23       |
| 310-820-52166   | Botanical/Landscape           | 3,000.00      | 815.92        | 815.92     | 2,184.08  | 0.00              | 2,184.08  | 72.80       |
| 310-820-52168   | Minor Tools/Instruments       | 8,000.00      | 8,000.71      | 8,000.71   | -0.71     | 0.00              | -0.71     | -100.00     |
| 310-820-52172   | Misc Occasions Supplies       | 200.00        | 74.91         | 74.91      | 125.09    | 0.00              | 125.09    | 62.55       |
| 310-820-52173   | Food/Meals                    | 90.00         | 23.99         | 23.99      | 66.01     | 0.00              | 66.01     | 73.34       |
| 310-820-52174   | Misc Supplies                 | 1,200.00      | 755.42        | 755.42     | 444.58    | 0.00              | 444.58    | 37.05       |
| 310-820-52212   | Communication Equipment       | 200.00        | 110.49        | 110.49     | 89.51     | 0.00              | 89.51     | 44.76       |
| 310-820-52214   | Computer Hardware             | 1,000.00      | 0.00          | 0.00       | 1,000.00  | 0.00              | 1,000.00  | 100.00      |
| 310-820-52215   | Computer Software             | 0.00          | 0.00          | 0.00       | 0.00      | 0.00              | 0.00      | 0.00        |
| 310-820-52216   | Computer Accessories          | 0.00          | 0.00          | 0.00       | 0.00      | 0.00              | 0.00      | 0.00        |
| 310-820-52217   | Instruments/Apparatus         | 0.00          | 0.00          | 0.00       | 0.00      | 0.00              | 0.00      | 0.00        |
| 310-820-52218   | General Electronic Equipment  | 0.00          | 0.00          | 0.00       | 0.00      | 0.00              | 0.00      | 0.00        |
| 310-820-52222   | Street Maintenance Equipment  | 927.00        | 927.00        | 927.00     | 0.00      | 0.00              | 0.00      | 0.00        |
| 310-820-52223   | Fire Hydrants                 | 8,000.00      | 7,975.91      | 7,975.91   | 24.09     | 0.00              | 24.09     | 0.30        |
| 310-820-52224   | Water Meters/Meter Supplies   | 55,000.00     | 54,033.11     | 54,033.11  | 966.89    | 0.00              | 966.89    | 1.76        |
| 310-820-52228   | Facility Maintenance Tools    | 800.00        | 255.16        | 255.16     | 544.84    | 0.00              | 544.84    | 68.11       |
| 310-820-52229   | Other Field Equipment         | 800.00        | 536.95        | 536.95     | 263.05    | 0.00              | 263.05    | 32.88       |
| 310-820-53152   | Cleaning Supplies             | 500.00        | 93.09         | 93.09      | 406.91    | 0.00              | 406.91    | 81.38       |
| 310-820-53153   | Cleaning - Paper Products     | 100.00        | 77.84         | 77.84      | 22.16     | 0.00              | 22.16     | 22.16       |
| 310-820-54161   | Fuel                          | 30,000.00     | 33,580.33     | 33,580.33  | -3,580.33 | 0.00              | -3,580.33 | -100.00     |
| 310-820-54163   | Tires/Batteries               | 2,000.00      | 1,698.07      | 1,698.07   | 301.93    | 0.00              | 301.93    | 15.10       |
| E54 Sub Totals: |                               | 165,842.00    | 143,164.25    | 143,164.25 | 22,677.75 | 5,433.22          | 17,244.53 | 10.40       |
| E60             | Non-CIP Capital Outlay        | 0.00          | 0.00          | 0.00       | 0.00      | 0.00              | 0.00      | 0.00        |
| 310-820-57111   | Office Furniture (>\$5K)      | 0.00          | 0.00          | 0.00       | 0.00      | 0.00              | 0.00      | 0.00        |
| 310-820-57112   | Communication Equipment       | 0.00          | 0.00          | 0.00       | 0.00      | 0.00              | 0.00      | 0.00        |
| 310-820-57121   | Machine Tools/Apparatus       | 0.00          | 0.00          | 0.00       | 0.00      | 0.00              | 0.00      | 0.00        |
| 310-820-57122   | Light Equipment               | 0.00          | 0.00          | 0.00       | 0.00      | 0.00              | 0.00      | 0.00        |
| 310-820-57123   | Motor Vehicles                | 0.00          | 0.00          | 0.00       | 0.00      | 0.00              | 0.00      | 0.00        |
| 310-820-57124   | Heavy Equipment               | 0.00          | 0.00          | 0.00       | 0.00      | 0.00              | 0.00      | 0.00        |
| 310-820-57125   | Other Equipment               | 0.00          | 0.00          | 0.00       | 0.00      | 0.00              | 0.00      | 0.00        |
| 310-820-57211   | Water/Sewer Mains or Lines    | 0.00          | 0.00          | 0.00       | 0.00      | 0.00              | 0.00      | 0.00        |
| 310-820-57212   | Water Meters                  | 0.00          | 0.00          | 0.00       | 0.00      | 0.00              | 0.00      | 0.00        |

Item # 097



| Account Number | Description                   | Budget Amount | Period Amount | YTD Amount   | YTD Var    | Encumbered Amount | Available  | % Available |
|----------------|-------------------------------|---------------|---------------|--------------|------------|-------------------|------------|-------------|
| 310-820-57215  | Water Wells & Pumps           | 8,280.00      | 0.00          | 0.00         | 8,280.00   | 0.00              | 8,280.00   | 100.00      |
| 310-820-57222  | Capital Improv - Construction | 0.00          | 0.00          | 0.00         | 0.00       | 0.00              | 0.00       | 0.00        |
|                | E60 Sub Totals:               | 8,280.00      | 0.00          | 0.00         | 8,280.00   | 0.00              | 8,280.00   | 100.00      |
| E62            | Transfers                     |               |               |              |            |                   |            |             |
| 310-820-58114  | Interfund Transfers Out       | 0.00          | 0.00          | 0.00         | 0.00       | 0.00              | 0.00       | 0.00        |
| 310-820-58115  | Transfer Out - GF             | 850,200.00    | 850,200.00    | 850,200.00   | 0.00       | 0.00              | 0.00       | 0.00        |
| 310-820-58117  | Transfer Out - CIP            | 0.00          | 0.00          | 0.00         | 0.00       | 0.00              | 0.00       | 0.00        |
| 310-820-58118  | Transfer Out - Comm Develop   | 0.00          | 0.00          | 0.00         | 0.00       | 0.00              | 0.00       | 0.00        |
| 310-820-58119  | Transfer Out - Debt Service   | 785,224.00    | 785,224.00    | 785,224.00   | 0.00       | 0.00              | 0.00       | 0.00        |
|                | E62 Sub Totals:               | 1,635,424.00  | 1,635,424.00  | 1,635,424.00 | 0.00       | 0.00              | 0.00       | 0.00        |
|                | Expense Sub Totals:           | 2,932,058.26  | 2,720,632.30  | 2,720,632.30 | 211,425.96 | 5,441.22          | 205,984.74 | 7.03        |
|                | Dept 820 Sub Totals:          | 2,932,058.26  | 2,720,632.30  | 2,720,632.30 | 211,425.96 | 5,441.22          | 205,984.74 | 7.03        |

| Account Number | Description                    | Budget Amount | Period Amount | YTD Amount   | YTD Var    | Encumbered Amount | Available  | % Available |
|----------------|--------------------------------|---------------|---------------|--------------|------------|-------------------|------------|-------------|
| Dept 310-821   | Water Supply                   |               |               |              |            |                   |            |             |
| E52            | Contractual Services           |               |               |              |            |                   |            |             |
| 310-821-55111  | Legal Services                 | 40,000.00     | 64,971.97     | 64,971.97    | -24,971.97 | 0.00              | -24,971.97 | -100.00     |
| 310-821-55112  | Litigation/Mediation           | 60,000.00     | 48,202.20     | 48,202.20    | 11,797.80  | 0.00              | 11,797.80  | 19.66       |
| 310-821-55113  | Engineering Services           | 3,000.00      | 2,353.04      | 2,353.04     | 646.96     | 0.00              | 646.96     | 21.57       |
| 310-821-55118  | Water Supply Development       | 126,814.00    | 1,080.00      | 1,080.00     | 125,734.00 | 0.00              | 125,734.00 | 99.15       |
| 310-821-55225  | Insurance & Bonds              | 0.00          | 0.00          | 0.00         | 0.00       | 0.00              | 0.00       | 0.00        |
| 310-821-55243  | Advertising                    | 0.00          | 0.00          | 0.00         | 0.00       | 0.00              | 0.00       | 0.00        |
| 310-821-55314  | HCPUA Carrizo Wilcox Study     | 0.00          | 0.00          | 0.00         | 0.00       | 0.00              | 0.00       | 0.00        |
| 310-821-55315  | HCPUA O&M Expenses             | 352,300.00    | 352,266.00    | 352,266.00   | 34.00      | 0.00              | 34.00      | 0.01        |
| 310-821-55317  | HCPUA Capital                  | 163,386.00    | 163,386.00    | 163,386.00   | 0.00       | 0.00              | 0.00       | 0.00        |
| 310-821-55325  | Training Services              | 0.00          | 0.00          | 0.00         | 0.00       | 0.00              | 0.00       | 0.00        |
| 310-821-55328  | Testing/Certification          | 11,000.00     | 8,178.00      | 8,178.00     | 2,822.00   | 2,306.00          | 516.00     | 4.69        |
| 310-821-55334  | IT Testing/Certification       | 0.00          | 0.00          | 0.00         | 0.00       | 0.00              | 0.00       | 0.00        |
| 310-821-55342  | Landscaping/Groundskeeping     | 0.00          | 0.00          | 0.00         | 0.00       | 0.00              | 0.00       | 0.00        |
| 310-821-55348  | Public Works OCS               | 13,000.00     | 0.00          | 0.00         | 13,000.00  | 0.00              | 13,000.00  | 100.00      |
| 310-821-55513  | Edwards Aquifer Authority      | 50,112.00     | 36,833.94     | 36,833.94    | 13,278.06  | 0.00              | 13,278.06  | 26.50       |
| 310-821-55514  | Barton Springs EAC District    | 222,400.00    | 212,770.87    | 212,770.87   | 9,629.13   | 0.00              | 9,629.13   | 4.33        |
| 310-821-55516  | Mgmt Fees (EAA/NBU)            | 0.00          | 0.00          | 0.00         | 0.00       | 0.00              | 0.00       | 0.00        |
| 310-821-55517  | GBRA-RW Reservation Fee        | 639,100.00    | 630,762.00    | 630,762.00   | 8,338.00   | 0.00              | 8,338.00   | 1.30        |
| 310-821-55518  | GBRA - Raw Capacity Charge     | 0.00          | 0.00          | 0.00         | 0.00       | 0.00              | 0.00       | 0.00        |
| 310-821-55519  | GBRA - Raw Water O&M           | 201,379.00    | 121,132.17    | 121,132.17   | 80,246.83  | 0.00              | 80,246.83  | 39.85       |
| 310-821-55521  | GBRA Grant Contribution        | 5,200.00      | 5,148.00      | 5,148.00     | 52.00      | 0.00              | 52.00      | 1.00        |
| 310-821-55523  | GBRA - I-35 Pipeline O & M     | 90,000.00     | 179,677.89    | 179,677.89   | -89,677.89 | 0.00              | -89,677.89 | -100.00     |
| 310-821-55524  | GBRA - WTP O & M               | 327,403.00    | 360,795.26    | 360,795.26   | -33,392.26 | 0.00              | -33,392.26 | -100.00     |
| 310-821-55525  | EAA Lease (NBU)                | 0.00          | 0.00          | 0.00         | 0.00       | 0.00              | 0.00       | 0.00        |
| 310-821-55526  | Lease - Other Water Rights     | 0.00          | 0.00          | 0.00         | 0.00       | 0.00              | 0.00       | 0.00        |
| 310-821-55527  | San Marcos-Treated Wtr Supply  | 40,000.00     | 2,179.24      | 2,179.24     | 37,820.76  | 0.00              | 37,820.76  | 94.55       |
| 310-821-59132  | GBRA - WTP Debt Service        | 353,500.00    | 352,360.84    | 352,360.84   | 1,139.16   | 0.00              | 1,139.16   | 0.32        |
| 310-821-59133  | GBRA - I-35 Pipeline Debt Serv | 620,900.00    | 620,884.44    | 620,884.44   | 15.56      | 0.00              | 15.56      | 0.00        |
| 310-821-59137  | GBRA - RRWDS Debt Service      | 357,900.00    | 355,426.52    | 355,426.52   | 2,473.48   | 0.00              | 2,473.48   | 0.69        |
|                | E52 Sub Totals:                | 3,677,394.00  | 3,518,408.38  | 3,518,408.38 | 158,985.62 | 2,306.00          | 156,679.62 | 4.26        |
| E60            | Non-CIP Capital Outlay         |               |               |              |            |                   |            |             |
| 310-821-57215  | Water Well & Pumps             | 0.00          | 0.00          | 0.00         | 0.00       | 0.00              | 0.00       | 0.00        |
| 310-821-57321  | Water Rights - Carrizo Wilcox  | 0.00          | 0.00          | 0.00         | 0.00       | 0.00              | 0.00       | 0.00        |
|                | E60 Sub Totals:                | 0.00          | 0.00          | 0.00         | 0.00       | 0.00              | 0.00       | 0.00        |
|                | Expense Sub Totals:            | 3,677,394.00  | 3,518,408.38  | 3,518,408.38 | 158,985.62 | 2,306.00          | 156,679.62 | 4.26        |
|                | Dept 821 Sub Totals:           | 3,677,394.00  | 3,518,408.38  | 3,518,408.38 | 158,985.62 | 2,306.00          | 156,679.62 | 4.26        |

| Account Number         | Description                   | Budget Amount     | Period Amount     | YTD Amount        | YTD Var         | Encumbered Amount | Available       | % Available |
|------------------------|-------------------------------|-------------------|-------------------|-------------------|-----------------|-------------------|-----------------|-------------|
| Dept 310-825           | Sewer Operating               |                   |                   |                   |                 |                   |                 |             |
| E50                    | Personnel                     |                   |                   |                   |                 |                   |                 |             |
| 310-825-51111          | Regular Full Time Wages       | 176,334.00        | 162,630.34        | 162,630.34        | 13,703.66       | 0.00              | 13,703.66       | 7.77        |
| 310-825-51112          | Regular Part Time Wages       | 0.00              | 0.00              | 0.00              | 0.00            | 0.00              | 0.00            | 0.00        |
| 310-825-51113          | Temporary/Seasonal Wages      | 0.00              | 0.00              | 0.00              | 0.00            | 0.00              | 0.00            | 0.00        |
| 310-825-51114          | Overtime Wages                | 15,000.00         | 12,929.96         | 12,929.96         | 2,070.04        | 0.00              | 2,070.04        | 13.80       |
| 310-825-51121          | Vacation Leave                | 0.00              | 8,213.47          | 8,213.47          | -8,213.47       | 0.00              | -8,213.47       | -100.00     |
| 310-825-51122          | Sick Leave - Regular          | 0.00              | 4,130.98          | 4,130.98          | -4,130.98       | 0.00              | -4,130.98       | -100.00     |
| 310-825-51127          | Cost of Living Adjustment     | 0.00              | 0.00              | 0.00              | 0.00            | 0.00              | 0.00            | 0.00        |
| 310-825-51128          | Merit Increase                | 0.00              | 0.00              | 0.00              | 0.00            | 0.00              | 0.00            | 0.00        |
| 310-825-51131          | Longevity Pay                 | 2,196.00          | 1,836.00          | 1,836.00          | 360.00          | 0.00              | 360.00          | 16.39       |
| 310-825-51135          | Certification Incentive       | 3,900.00          | 2,835.00          | 2,835.00          | 1,065.00        | 0.00              | 1,065.00        | 27.31       |
| 310-825-51141          | FICA/Social Security          | 15,103.00         | 13,846.18         | 13,846.18         | 1,256.82        | 0.00              | 1,256.82        | 8.32        |
| 310-825-51142          | Workers Compensation          | 0.00              | 0.00              | 0.00              | 0.00            | 0.00              | 0.00            | 0.00        |
| 310-825-51143          | State Unemployment Taxes      | 0.00              | 0.00              | 0.00              | 0.00            | 0.00              | 0.00            | 0.00        |
| 310-825-51144          | Retirement - TMRS             | 15,992.00         | 15,331.16         | 15,331.16         | 660.84          | 0.00              | 660.84          | 4.13        |
| 310-825-51151          | Health Insurance              | 23,357.00         | 22,435.43         | 22,435.43         | 921.57          | 0.00              | 921.57          | 3.95        |
| 310-825-51152          | Dental Insurance              | 1,876.00          | 1,798.18          | 1,798.18          | 77.82           | 0.00              | 77.82           | 4.15        |
| 310-825-51153          | Life Insurance                | 251.00            | 243.19            | 243.19            | 7.81            | 0.00              | 7.81            | 3.11        |
| 310-825-51154          | ST/LT Disability Insurance    | 1,091.00          | 1,172.43          | 1,172.43          | -81.43          | 0.00              | -81.43          | -100.00     |
| 310-825-51156          | Vision Insurance              | 594.00            | 567.01            | 567.01            | 26.99           | 0.00              | 26.99           | 4.54        |
| 310-825-51157          | AD&D                          | 46.00             | 40.19             | 40.19             | 5.81            | 0.00              | 5.81            | 12.63       |
| <b>E50 Sub Totals:</b> |                               | <b>255,740.00</b> | <b>248,009.52</b> | <b>248,009.52</b> | <b>7,730.48</b> | <b>0.00</b>       | <b>7,730.48</b> | <b>3.02</b> |
| E51                    | Contractual Services          |                   |                   |                   |                 |                   |                 |             |
| 310-825-51162          | Uniform Rental                | 5,333.00          | 4,532.08          | 4,532.08          | 800.92          | 0.00              | 800.92          | 15.02       |
| 310-825-51171          | Travel - City Business        | 0.00              | 0.00              | 0.00              | 0.00            | 0.00              | 0.00            | 0.00        |
| 310-825-51172          | Travel - Employee Recruitment | 0.00              | 0.00              | 0.00              | 0.00            | 0.00              | 0.00            | 0.00        |
| 310-825-51173          | Travel-Training & Conferences | 6,000.00          | 0.00              | 0.00              | 6,000.00        | 0.00              | 6,000.00        | 100.00      |
| 310-825-51174          | Training & Conf (Non-Travel)  | 0.00              | 2,983.52          | 2,983.52          | -2,983.52       | 0.00              | -2,983.52       | -100.00     |
| 310-825-51175          | Mileage-Reimbursement         | 0.00              | 0.00              | 0.00              | 0.00            | 0.00              | 0.00            | 0.00        |
| 310-825-51183          | Memberships and Dues          | 500.00            | 330.00            | 330.00            | 170.00          | 0.00              | 170.00          | 34.00       |
| 310-825-51184          | Subscription and Books        | 0.00              | 0.00              | 0.00              | 0.00            | 0.00              | 0.00            | 0.00        |
| 310-825-52117          | Postage                       | 203.00            | 30.38             | 30.38             | 172.62          | 0.00              | 172.62          | 85.03       |
| 310-825-53121          | Light & Power                 | 38,000.00         | 18,748.66         | 18,748.66         | 19,251.34       | 0.00              | 19,251.34       | 50.66       |
| 310-825-53122          | Natural Gas/Propane           | 700.00            | 293.62            | 293.62            | 406.38          | 0.00              | 406.38          | 58.05       |
| 310-825-53123          | Telephone System              | 3,500.00          | 3,052.32          | 3,052.32          | 447.68          | 0.00              | 447.68          | 12.79       |
| 310-825-53124          | Cell Phones/Pagers            | 2,500.00          | 1,333.08          | 1,333.08          | 1,166.92        | 0.00              | 1,166.92        | 46.68       |
| 310-825-53127          | Water/Sewer/Trash             | 0.00              | 0.00              | 0.00              | 0.00            | 0.00              | 0.00            | 0.00        |
| 310-825-53132          | Electrical Repairs            | 5,000.00          | 911.25            | 911.25            | 4,088.75        | 0.00              | 4,088.75        | 81.78       |
| 310-825-53144          | Wastewater System Maintenance | 87,275.02         | 11,825.14         | 11,825.14         | 75,449.88       | 0.00              | 75,449.88       | 86.45       |
| 310-825-53145          | Tap Install/Expense           | 10,000.00         | 1,770.15          | 1,770.15          | 8,229.85        | 0.00              | 8,229.85        | 82.30       |
| 310-825-53149          | Misc Facility Repairs/Maint   | 800.00            | 100.16            | 100.16            | 699.84          | 0.00              | 699.84          | 87.48       |
| 310-825-53151          | Janitorial Service - Contract | 0.00              | 0.00              | 0.00              | 0.00            | 0.00              | 0.00            | 0.00        |
| 310-825-54112          | Light Equipment Rental        | 500.00            | 223.20            | 223.20            | 276.80          | 0.00              | 276.80          | 55.36       |
| 310-825-54113          | Motor Vehicle Rental          | 0.00              | 0.00              | 0.00              | 0.00            | 0.00              | 0.00            | 0.00        |

Item # 097

| Account Number  | Description                   | Budget Amount | Period Amount | YTD Amount   | YTD Var    | Encumbered Amount | Available  | % Available |
|-----------------|-------------------------------|---------------|---------------|--------------|------------|-------------------|------------|-------------|
| 310-825-54114   | Trucks/Heavy Equip Rental     | 0.00          | 1,130.93      | 1,130.93     | -1,130.93  | 0.00              | -1,130.93  | -100.00     |
| 310-825-54131   | Motor Vehicle Repair/Maint    | 2,000.00      | 1,364.36      | 1,364.36     | 635.64     | 0.00              | 635.64     | 31.78       |
| 310-825-54132   | Repair/Maintenance - Minor    | 200.00        | 28.38         | 28.38        | 171.62     | 0.00              | 171.62     | 85.81       |
| 310-825-54135   | Truck/Heavy Equipment Repair  | 4,714.74      | 2,381.01      | 2,381.01     | 2,333.73   | 0.00              | 2,333.73   | 49.50       |
| 310-825-54143   | Inspection/Registration/Etc   | 200.00        | 92.08         | 92.08        | 107.92     | 0.00              | 107.92     | 53.96       |
| 310-825-54148   | Body Shop Repairs             | 2,000.00      | 0.00          | 0.00         | 2,000.00   | 0.00              | 2,000.00   | 100.00      |
| 310-825-54151   | Machine Tools Maint/Repair    | 300.00        | 86.66         | 86.66        | 213.34     | 0.00              | 213.34     | 71.11       |
| 310-825-54152   | Pump Maint Repair             | 27,724.98     | 22,234.22     | 22,234.22    | 5,490.76   | 0.00              | 5,490.76   | 19.80       |
| 310-825-54153   | Electric Motor Repair         | 0.00          | 0.00          | 0.00         | 0.00       | 0.00              | 0.00       | 0.00        |
| 310-825-54154   | Other Equip Maint/Repair      | 5,000.00      | 519.66        | 519.66       | 4,480.34   | 0.00              | 4,480.34   | 89.61       |
| 310-825-54162   | Oil & Lube Svc/Seasonal Maint | 2,000.00      | 1,672.37      | 1,672.37     | 327.63     | 0.00              | 327.63     | 16.38       |
| 310-825-54164   | Car Washes (& Tokens)         | 0.00          | 0.00          | 0.00         | 0.00       | 0.00              | 0.00       | 0.00        |
| 310-825-54175   | Office Equipment Rental       | 0.00          | 0.00          | 0.00         | 0.00       | 0.00              | 0.00       | 0.00        |
| 310-825-55111   | Legal Services                | 2,500.00      | 24,946.17     | 24,946.17    | -22,446.17 | 0.00              | -22,446.17 | -100.00     |
| 310-825-55113   | Engineering Services          | 13,000.00     | 5,543.71      | 5,543.71     | 7,456.29   | 1,093.79          | 6,362.50   | 48.94       |
| 310-825-55115   | Medical Services/Drug Testing | 1,200.00      | 0.00          | 0.00         | 1,200.00   | 0.00              | 1,200.00   | 100.00      |
| 310-825-55117   | Other Professional Services   | 15,000.00     | 648.04        | 648.04       | 14,351.96  | 0.00              | 14,351.96  | 95.68       |
| 310-825-55222   | Credit Card Fees              | 0.00          | 0.00          | 0.00         | 0.00       | 0.00              | 0.00       | 0.00        |
| 310-825-55223   | Penalties & Interest          | 0.00          | 9,408.46      | 9,408.46     | -9,408.46  | 0.00              | -9,408.46  | -100.00     |
| 310-825-55225   | Insurance & Bonds             | 0.00          | 0.00          | 0.00         | 0.00       | 0.00              | 0.00       | 0.00        |
| 310-825-55241   | Outside Printing              | 0.00          | 0.00          | 0.00         | 0.00       | 0.00              | 0.00       | 0.00        |
| 310-825-55242   | Delivery/Courier Service      | 100.00        | 0.00          | 0.00         | 100.00     | 0.00              | 100.00     | 100.00      |
| 310-825-55243   | Advertising                   | 0.00          | 0.00          | 0.00         | 0.00       | 0.00              | 0.00       | 0.00        |
| 310-825-55325   | Training Services             | 0.00          | 0.00          | 0.00         | 0.00       | 0.00              | 0.00       | 0.00        |
| 310-825-55328   | Testing/Certification         | 0.00          | 0.00          | 0.00         | 0.00       | 0.00              | 0.00       | 0.00        |
| 310-825-55329   | Other Contract Services       | 300.00        | 198.00        | 198.00       | 102.00     | 0.00              | 102.00     | 34.00       |
| 310-825-55334   | IT Testing/Certification      | 0.00          | 0.00          | 0.00         | 0.00       | 0.00              | 0.00       | 0.00        |
| 310-825-55341   | Trash Collection Service      | 0.00          | 0.00          | 0.00         | 0.00       | 0.00              | 0.00       | 0.00        |
| 310-825-55342   | Landscaping/Groundskeeping    | 0.00          | 0.00          | 0.00         | 0.00       | 0.00              | 0.00       | 0.00        |
| 310-825-55347   | Sewer System Repairs          | 0.00          | 0.00          | 0.00         | 0.00       | 0.00              | 0.00       | 0.00        |
| 310-825-55348   | Public Works OCS              | 0.00          | 0.00          | 0.00         | 0.00       | 0.00              | 0.00       | 0.00        |
| 310-825-55447   | Sewer Lines                   | 0.00          | 0.00          | 0.00         | 0.00       | 0.00              | 0.00       | 0.00        |
| 310-825-55511   | TCEQ Sewer Permit             | 0.00          | 0.00          | 0.00         | 0.00       | 0.00              | 0.00       | 0.00        |
| 310-825-55521   | Aqua Tex O&M Mgmt             | 1,300,000.00  | 1,013,712.55  | 1,013,712.55 | 286,287.45 | 0.00              | 286,287.45 | 22.02       |
| 310-825-55522   | Aqua Tex - WWTP Debt          | 504,000.00    | 493,801.44    | 493,801.44   | 10,198.56  | 0.00              | 10,198.56  | 2.02        |
| 310-825-59000   | Loss on Disposal of Assets    | 0.00          | 0.00          | 0.00         | 0.00       | 0.00              | 0.00       | 0.00        |
| E52 Sub Totals: |                               | 2,040,550.74  | 1,623,901.60  | 1,623,901.60 | 416,649.14 | 1,093.79          | 415,555.35 | 20.36       |
| Commodities     |                               |               |               |              |            |                   |            |             |
| 310-825-51161   | Uniforms (Buy)                | 3,400.00      | 2,100.79      | 2,100.79     | 1,299.21   | 0.00              | 1,299.21   | 38.21       |
| 310-825-52111   | General Office Supplies       | 675.00        | 264.20        | 264.20       | 410.80     | 0.00              | 410.80     | 60.86       |
| 310-825-52113   | Copier/Printer/Plotter Supply | 0.00          | 0.00          | 0.00         | 0.00       | 0.00              | 0.00       | 0.00        |
| 310-825-52115   | Computer Supplies             | 0.00          | 0.00          | 0.00         | 0.00       | 0.00              | 0.00       | 0.00        |
| 310-825-52118   | Office Security Supplies      | 68.00         | 29.62         | 29.62        | 38.38      | 0.00              | 38.38      | 56.44       |
| 310-825-52121   | Street Repair Materials       | 1,688.00      | 0.00          | 0.00         | 1,688.00   | 0.00              | 1,688.00   | 100.00      |
| 310-825-52122   | Safety Signs and Barricades   | 0.00          | 0.00          | 0.00         | 0.00       | 0.00              | 0.00       | 0.00        |

| Account Number  | Description                   | Budget Amount | Period Amount | YTD Amount | YTD Var   | Encumbered Amount | Available | % Available |
|-----------------|-------------------------------|---------------|---------------|------------|-----------|-------------------|-----------|-------------|
| 310-825-52124   | Building Materials            | 2,025.00      | 1,652.60      | 1,652.60   | 372.40    | 0.00              | 372.40    | 18.39       |
| 310-825-52125   | Clamps                        | 338.00        | 307.66        | 307.66     | 30.34     | 0.00              | 30.34     | 8.98        |
| 310-825-52126   | Sand and Gravel               | 10,800.00     | 5,582.54      | 5,582.54   | 5,217.46  | 0.00              | 5,217.46  | 48.31       |
| 310-825-52131   | Electrical/Plumbing Supplies  | 4,725.00      | 3,333.30      | 3,333.30   | 1,391.70  | 0.00              | 1,391.70  | 29.45       |
| 310-825-52132   | Machine Fabricated Parts      | 0.00          | 0.00          | 0.00       | 0.00      | 0.00              | 0.00      | 0.00        |
| 310-825-52133   | Misc Hardware                 | 68.00         | 0.00          | 0.00       | 68.00     | 0.00              | 68.00     | 100.00      |
| 310-825-52141   | City Sponsored Event Supplies | 338.00        | 0.00          | 0.00       | 338.00    | 0.00              | 338.00    | 100.00      |
| 310-825-52154   | Fire Prevention Supplies      | 236.00        | 100.51        | 100.51     | 135.49    | 0.00              | 135.49    | 57.41       |
| 310-825-52162   | Laboratory Supplies           | 810.00        | 764.80        | 764.80     | 45.20     | 0.00              | 45.20     | 5.58        |
| 310-825-52163   | Medical Supplies              | 675.00        | 539.17        | 539.17     | 135.83    | 0.00              | 135.83    | 20.12       |
| 310-825-52164   | Chemicals/Pool Supplies       | 5,000.00      | 4,696.19      | 4,696.19   | 303.81    | 0.00              | 303.81    | 6.08        |
| 310-825-52165   | Pesticides                    | 0.00          | 0.00          | 0.00       | 0.00      | 0.00              | 0.00      | 0.00        |
| 310-825-52166   | Botanical/Landscape           | 2,000.00      | 625.00        | 625.00     | 1,375.00  | 0.00              | 1,375.00  | 68.75       |
| 310-825-52168   | Minor Tools/Instruments       | 5,400.00      | 4,636.30      | 4,636.30   | 763.70    | 0.00              | 763.70    | 14.14       |
| 310-825-52172   | Misc Occasions Supplies       | 169.00        | 74.91         | 74.91      | 94.09     | 0.00              | 94.09     | 55.67       |
| 310-825-52173   | Food/Meals                    | 68.00         | 0.00          | 0.00       | 68.00     | 0.00              | 68.00     | 100.00      |
| 310-825-52174   | Misc Supplies                 | 1,198.00      | 1,040.85      | 1,040.85   | 157.15    | 0.00              | 157.15    | 13.12       |
| 310-825-52212   | Communication Equipment       | 270.00        | 110.49        | 110.49     | 159.51    | 0.00              | 159.51    | 59.08       |
| 310-825-52214   | Computer Hardware             | 0.00          | 0.00          | 0.00       | 0.00      | 0.00              | 0.00      | 0.00        |
| 310-825-52215   | Computer Software             | 0.00          | 0.00          | 0.00       | 0.00      | 0.00              | 0.00      | 0.00        |
| 310-825-52216   | Computer Accessories          | 0.00          | 0.00          | 0.00       | 0.00      | 0.00              | 0.00      | 0.00        |
| 310-825-52217   | Instruments/Apparatus         | 0.00          | 0.00          | 0.00       | 0.00      | 0.00              | 0.00      | 0.00        |
| 310-825-52218   | General Electronic Equipment  | 0.00          | 0.00          | 0.00       | 0.00      | 0.00              | 0.00      | 0.00        |
| 310-825-52222   | Street Maintenance Equipment  | 0.00          | 0.00          | 0.00       | 0.00      | 0.00              | 0.00      | 0.00        |
| 310-825-52225   | Sewer Manholes                | 4,050.00      | 3,551.16      | 3,551.16   | 498.84    | 0.00              | 498.84    | 12.32       |
| 310-825-52228   | Facility Maintenance Tools    | 203.00        | 0.00          | 0.00       | 203.00    | 0.00              | 203.00    | 100.00      |
| 310-825-52229   | Other Field Equipment         | 203.00        | 63.14         | 63.14      | 139.86    | 0.00              | 139.86    | 68.90       |
| 310-825-53152   | Cleaning Supplies             | 500.00        | 461.08        | 461.08     | 38.92     | 0.00              | 38.92     | 7.78        |
| 310-825-53153   | Cleaning - Paper Products     | 100.00        | 47.90         | 47.90      | 52.10     | 0.00              | 52.10     | 52.10       |
| 310-825-54161   | Fuel                          | 20,000.00     | 16,458.96     | 16,458.96  | 3,541.04  | 0.00              | 3,541.04  | 17.71       |
| 310-825-54163   | Tires/Batteries               | 2,000.00      | 2,128.60      | 2,128.60   | -128.60   | 0.00              | -128.60   | -100.00     |
| E54 Sub Totals: |                               | 67,007.00     | 48,569.77     | 48,569.77  | 18,437.23 | 0.00              | 18,437.23 | 27.52       |
| E60             | Non-CIP Capital Outlay        |               |               |            |           |                   |           |             |
| 310-825-57111   | Office Furniture (>\$5K)      | 0.00          | 0.00          | 0.00       | 0.00      | 0.00              | 0.00      | 0.00        |
| 310-825-57112   | Communication Equipment       | 0.00          | 0.00          | 0.00       | 0.00      | 0.00              | 0.00      | 0.00        |
| 310-825-57121   | Machine Tools/Apparatus       | 0.00          | 0.00          | 0.00       | 0.00      | 0.00              | 0.00      | 0.00        |
| 310-825-57122   | Light Equipment               | 0.00          | 0.00          | 0.00       | 0.00      | 0.00              | 0.00      | 0.00        |
| 310-825-57123   | Motor Vehicles                | 0.00          | 0.00          | 0.00       | 0.00      | 0.00              | 0.00      | 0.00        |
| 310-825-57124   | Heavy Equipment               | 0.00          | 0.00          | 0.00       | 0.00      | 0.00              | 0.00      | 0.00        |
| 310-825-57125   | Other Equipment               | 0.00          | 0.00          | 0.00       | 0.00      | 0.00              | 0.00      | 0.00        |
| 310-825-57211   | Water/Sewer Mains or Lines    | 0.00          | 0.00          | 0.00       | 0.00      | 0.00              | 0.00      | 0.00        |
| 310-825-57213   | Sewer Manholes                | 0.00          | 0.00          | 0.00       | 0.00      | 0.00              | 0.00      | 0.00        |
| E60 Sub Totals: |                               | 0.00          | 0.00          | 0.00       | 0.00      | 0.00              | 0.00      | 0.00        |
| Item # 27       |                               |               |               |            |           |                   |           |             |

| Account Number | Description                 | Budget Amount | Period Amount | YTD Amount   | YTD Var    | Encumbered Amount | Available  | % Available |
|----------------|-----------------------------|---------------|---------------|--------------|------------|-------------------|------------|-------------|
| E62            | Transfers                   |               |               |              |            |                   |            |             |
| 310-825-58114  | Interfund Transfers Out     | 0.00          | 0.00          | 0.00         | 0.00       | 0.00              | 0.00       | 0.00        |
| 310-825-58115  | Transfer Out - GF           | 784,800.00    | 784,800.00    | 784,800.00   | 0.00       | 0.00              | 0.00       | 0.00        |
| 310-825-58117  | Transfer Out - CIP          | 0.00          | 0.00          | 0.00         | 0.00       | 0.00              | 0.00       | 0.00        |
| 310-825-58118  | Transfer Out - Comm Develop | 0.00          | 0.00          | 0.00         | 0.00       | 0.00              | 0.00       | 0.00        |
| 310-825-58119  | Transfer Out - Debt Service | 138,569.00    | 138,569.00    | 138,569.00   | 0.00       | 0.00              | 0.00       | 0.00        |
|                | E62 Sub Totals:             | 923,369.00    | 923,369.00    | 923,369.00   | 0.00       | 0.00              | 0.00       | 0.00        |
|                | Expense Sub Totals:         | 3,286,666.74  | 2,843,849.89  | 2,843,849.89 | 442,816.85 | 1,093.79          | 441,723.06 | 13.44       |
|                | Dept 825 Sub Totals:        | 3,286,666.74  | 2,843,849.89  | 2,843,849.89 | 442,816.85 | 1,093.79          | 441,723.06 | 13.44       |

| Account Number | Description              | Budget Amount | Period Amount | YTD Amount    | YTD Var      | Encumbered Amount | Available    | % Available |
|----------------|--------------------------|---------------|---------------|---------------|--------------|-------------------|--------------|-------------|
|                | Fund Revenue Sub Totals: | 9,066,650.00  | 9,728,150.27  | 9,728,150.27  | -661,500.27  | 0.00              | -661,500.27  | -100.00     |
|                | Fund Expense Sub Totals: | 11,252,560.00 | 10,310,403.91 | 10,310,403.91 | 942,156.09   | 8,841.01          | 933,315.08   | 8.29        |
|                | Fund 310 Sub Totals:     | 2,185,910.00  | 582,253.64    | 582,253.64    | 1,603,656.36 | 8,841.01          | 1,594,815.35 | 72.96       |
|                | Revenue Totals:          | 9,066,650.00  | 9,728,150.27  | 9,728,150.27  | -661,500.27  | 0.00              | -661,500.27  | -100.00     |
|                | Expense Totals:          | 11,252,560.00 | 10,310,403.91 | 10,310,403.91 | 942,156.09   | 8,841.01          | 933,315.08   | 8.29        |
|                | Report Totals:           | 2,185,910.00  | 582,253.64    | 582,253.64    | 1,603,656.36 | 8,841.01          | 1,594,815.35 | 72.96       |