

CITY OF KYLE, TEXAS

APPROVED BUDGET



FISCAL YEAR
2023-2024





Approved Budget Fiscal Year 2023-2024 September 19, 2023

Table of Contents

	<u>Page</u>
1. City Manager's Budget Message & Follow-up on Council Items	1 - 17
2. Summary of Proposed Budget (All City Funds Summary)	18 - 26
3. New Positions w/FTE Schedule by Department	27 - 51
4. New Leased Vehicles	52
5. New Non-CIP Capital (Equipment) by Department	53 - 57
6. General Fund Summary & Line-Item Detail	58 - 123
7. Water Utility Fund Summary & Line-Item Detail	124 - 135
8. Wastewater Utility Fund Summary & Line-Item Detail	136 - 150
9. Storm Drainage Utility Fund Summary & Line-Item Detail	151 - 155
10. TIRZ #1 Summary & Line-Item Detail	156 - 157
11. TIRZ #2 Summary & Line-Item Detail	158 - 161
12. All Other Fund Summaries	162 - 220
13. 5-Year Capital Improvements Plan (CIP)	221 - 244
14. Fee Schedule – Rates, Fees & Charges	245 - 264



City Manager's Budget Message

Approved Budget
Fiscal Year 2023-2024

City Council Budget Worksession No. 5

September 19, 2023



MEMORANDUM

TO: Mayor and City Council Members

FROM: Bryan Langley, City Manager

DATE: July 26, 2023

SUBJECT: City Manager's Budget Message for Fiscal Year 2023-2024

I am pleased to submit the City's proposed operating and capital budgets for Fiscal Year 2023-2024. The proposed budget for Fiscal Year 2023-2024 has been developed over the last several months with input and feedback from the City Council, City departments, and our community.

The proposed budget incorporates the City Council's priorities for various programs, City services, and capital improvement projects for the upcoming fiscal year. The proposed budget for Fiscal Year 2023-2024 has been developed based on a 5-year financial forecast for the City's major operating Funds. By doing so, the budget will provide a framework to manage the City in a financially sustainable way over the long term planning horizon.

This memorandum provides detailed information pertaining to the budget focus areas, proposed new positions, capital improvement projects (CIP), and other enhancements in City programs and services.

Major Highlights of the Proposed Budget

The overall recommended proposed budget for Fiscal Year 2023-2024 totals \$250.7 million for all City Funds. A comprehensive detailed All Fund Summary and line-item budget is included in the accompanying proposed budget document. The proposed budget for Fiscal Year 2023-2024 includes the following major elements.

1. Addition of thirty-three (33.0) new positions for a total proposed workforce of 390.0 full-time equivalent positions (details provided in Other Significant Budget Items below),
2. For budget development purposes, the property tax rate is assumed at \$0.5082 per \$100 of taxable assessed valuation in the interim. This assumption is subject to change after the 80-step complex tax rate calculations are completed and certified by the Hays County Tax Assessor-Collector based on certified assessed valuations prepared by the Chief Appraiser of the Hays County Central Appraisal

District. We will forward the new property tax rates as soon as we receive this information from the Hays County Tax Assessor-Collector.

3. No reduction in City services,
4. No change in water service rates,
5. No change in wastewater service rates,
6. No change in storm drainage fees,
7. A 2.52 percent increase in solid waste charges per contract terms with Texas Disposal System (TDS),
8. \$2.4 million in funding for new and replacement fleet and other equipment,
9. \$176.5 million funding for Capital Improvements Plan for Fiscal Year 2023-2024 including \$70.4 million from cash funding, and
10. Addition of eight (8) new fees, limited other changes in other fees and charges for miscellaneous City services, details are highlighted and presented in the Fee Schedule.

Budget Focus Areas

In addition to City Council initiated programs and services included, the proposed budget for Fiscal Year 2023-2024 was developed to focus on the following seven areas:

1. Increased Community Engagement
2. Economic Development & Small Business Retention
3. Enhanced Public Safety
4. Increased Street Maintenance & Rehabilitation
5. Strategic Planning
6. Organizational Excellence
7. Market-Based Employee Compensation & Benefits Program

City Council Initiated Program & Service Enhancements Included

Funding for the following City Council requested program and service enhancements have been provided for in the proposed budget for Fiscal Year 2023-2024:

1. Rainwater Collection Barrel Program	\$	25,000
2. Wastewater Treatment Plant Beautification	\$	75,000
3. Waterleaf Park Irrigation Improvements	\$	75,000
4. Mental Health & Behavioral Program	\$	100,000
5. Therapeutic Recreational Specialist Position	\$	76,204
6. Storm Drainage Inspector Position	\$	99,864

7. Public Transportation Program (Uber 3.14)	\$ 300,000
8. Citywide Beautification	\$ 1,000,000
9. TNVR Program	\$ 22,250
10. Hays County Women's Shelter	\$ 15,000
11. Arts in Public Places Program	\$ 65,000
12. Downtown Redevelopment Program	\$ 10,500,000
13. Demolition of Old Police Building	\$ 1,391,720
14. Property Acquisitions	\$ 2,000,000
15. Property Acquisition - Future Park	\$ 4,000,000
16. Park Improvements	\$ 1,915,000
17. Park Parking Lot Improvements	\$ 2,000,000
18. BMX Bike Park	\$ 1,000,000
19. Festive Lighting Parks	\$ 200,000
20. Community Gardens at Post Oak	\$ 210,000
21. Heroes Memorial Park Restrooms	\$ 200,000
22. Dog Park at Waterleaf Park	\$ 75,000
23. Storm Drainage Inspector Position	\$ 106,364
24. Eastside Infrastructure Improvement Plan	\$ TBD
25. E. coli & Nutrient Reduction Study	\$ 250,000
26. Dacy Lane Illumination Project	\$ 1,000,000
27. Goforth Road Reconstruction	\$ 1,128,300
28. Heidenreich Lane Reconstruction	\$ 1,178,800
29. Other Street Improvements	\$ 1,000,000
30. Three Retail Roads in TIRZ #2	\$ 8,000,000
31. Three Roundabouts in TIRZ #2	\$ 4,500,000
32. Temporary Parking Lot in TIRZ #2	\$ 1,000,000
33. Outdoor Nature Center	\$ 400,000 (in 2025)
34. Seton Park Development	\$ 150,000 (in 2025)
35. Community Gardens at Seton Park	\$ 210,000 (in 2025)
36. Kohlers Crossing Illumination	\$ 250,000 (in 2026)
37. Community Center Project (Multi-Purpose)	\$ 250,000 (in 2026)
38. TOTAL:	<u>\$ 44,593,638</u>

Increased Community Engagement

Over the past year, the City has conducted surveys, online forums, and various outreach efforts including Townhall meetings and an open house to obtain community input and feedback on a range of programs, services, capital improvement projects from library, public safety, parks, roadways, transportation, to recreation and dining options.

In addition to conducting a visioning workshop, the City Council has held two budget worksessions in open meetings to obtain public input and feedback on the City's proposed budget for Fiscal 2023-2024.

The surveys and various forms of public input and feedback received throughout the year have formed the basis of my recommendations in the City's proposed budget for Fiscal Year 2023-2024. The proposed budget provides increased funding for community engagement initiatives including:

1. Quarterly information mailers to all residents - \$75,000
2. Council Chamber equipment upgrades - \$30,510

Economic Development & Small Business Retention

The proposed budget for Fiscal Year 2023-2024 provides funding for the City Council's initiatives pertaining to economic development and small business retention program:

1. Strategic plan for Economic Development - \$150,000
2. 1st Year On Us Grant Program - \$25,000
3. Downtown Façade Grant - \$75,000
4. Small Business Retention - \$150,000 (\$50,000 Kyle Cash, \$100,000 for permit fee waivers)

Enhanced Public Safety

Funding is provided in the proposed budget for Fiscal 2023-2024 for enhanced public safety initiatives to include:

1. Six (6) new positions and increased support costs added in the Police Department (complete listing is provided below under Other Significant Budget Items)
2. Meet & Confer agreement year 3 step increases - \$245,422
3. Police staffing study & implementation of study-based recommendations:
 - a. Staffing study - \$100,000
 - b. Implementation - \$250,000

Increased Street Maintenance & Rehabilitation

The proposed budget for Fiscal Year 2023-2024 provides funding for the City Council's high priority road improvement projects:

1. Goforth Road reconstruction (from Casetta Ranch roundabout to Bebee Road) - \$1,128,300

2. Heidenreich Lane reconstruction (from FM 150 to Hays County bridge) - \$1,178,800
3. 2022 Road Bond Program - \$278,800,000 (over 5-years)
4. Kohlers Crossing Rehabilitation - \$1,000,000
5. Dacy Lane Illumination Project - \$1,000,000
6. Other internal City roadways and streets - \$2,000,000 per year
7. Continuation of a Citywide Curb Painting Maintenance Program

Strategic Planning & Organizational Excellence

A significant focus of the proposed budget for Fiscal Year 2023-2024 is on providing long-term financial sustainability for the organization. Accordingly, the proposed budget emphasizes on and highlights the following financial strategies:

1. No rate increase is proposed for the City's:
 - a. Water Utility System
 - b. Wastewater Utility System
 - c. Storm Drainage Utility System
2. Maintains strong fund balances and reserves based on a 5-year financial forecast to ensure budgetary decisions and choices made for Fiscal Year 2023-2024 are also financially viable in the future fiscal years.
3. The 5-year Capital Improvements Plan (CIP) for Fiscal Years 2023-2024 through 2027-2028 totals \$682.6 million of which \$176.6 million is planned for next fiscal year (2023-2024).
4. The \$176.6 million Capital Improvements Plan for Fiscal Year 2023-2024 includes \$70.4 million in cash funding from the following funding sources to provide financial flexibility while avoiding future long-term debt:
 - a. General Fund: \$15.1 million
 - b. Park Development Fund: \$ 5.4 million
 - c. Water Utility: \$21.4 million
 - d. Wastewater Utility: \$15.0 million
 - e. Storm Drainage Utility: \$ 0.5 million
 - f. ARPA Grant: \$12.0 million
 - g. ALM Fee/Hot Fund: \$ 1.0 million
5. Funding is provided for the revision of the City's development code - \$500,000

Market-Based Employee Compensation & Benefits Program

The proposed budget for Fiscal Year 2023-2024 includes funding for the following market-based employee compensation and benefits program:

1. Compensation Study:	\$ 75,000
2. Deferred Compensation Plan Review (457b):	\$ 25,000
3. Market-Based Compensation Adjustments:	\$ 400,000
4. 6% Average Merit Pay:	\$1,064,299
5. Longevity Pay:	\$ 300,317
6. Medical Insurance:	\$3,638,138

We are currently working with the City's health insurance provider to reduce the employees' monthly premium cost for covering their dependents and family members under the medical plans offered by the City.

Presently, the City of Kyle does not contribute towards employees' dependents and or family members medical plans. As a result, the monthly premium rates are unaffordable and cost prohibitive for our employees to enroll their dependents and or family members in the City's medical plan. This creates an uncompetitive benefits program for our employees when compared to our benchmark cities.

Based on our research, a majority of the cities contribute anywhere from 65% to 79% for dependents and family medical plan costs. Our goal is to bring down the employees' contribution rate or cost of premium for dependent and family coverage plans to be in line and competitive with the ten benchmark cities. By doing so, this will provide our employees with affordable healthcare for their families.

The proposed budget for Fiscal Year 2023-2024 includes \$601,585 to provide 65% of the average monthly premium costs for covering our employees' dependents and family members under medical plan options currently offered by the City of Kyle.

Below is a comparison of the current and proposed insurance coverage rates for employees:

<u>Medical Plan Coverage</u>	<u>Current Monthly Rates</u>	<u>Estimated* Monthly Rates</u>	<u>\$ Decrease</u>	<u>% Decrease</u>
1 Employee	\$ -	\$ -	\$ -	0.0%
2 Employee + Spouse	\$ 729.51	\$255.33	\$474.18	65.0%
3 Employee + Children	\$ 518.86	\$181.60	\$337.26	65.0%
4 Employee + Family	\$1,144.90	\$400.72	\$744.18	65.0%

* Rates Subject to Change Based on Final Pricing by City's Insurance Provider.

Other Significant Items Included in the Recommended Proposed Budget

- **Mental Health & Behavioral Assistance Program:** The proposed budget for Fiscal Year 2023-2024 includes \$100,000 for a soon-to-be defined Mental Health & Behavioral Assistance program. Staff is working on developing specific recommendations for City Council's consideration and approval including options for entering into a partnership with an agency in this region that specializes in providing mental health services.
- **Emergency Citywide Voice-Based Siren System:** \$122,878 is included in the recommended proposed budget for Fiscal Year 2023-2024 for the installation of two Emergency Citywide Voice-Based Siren Systems.
- **Public Transportation Program (Uber 3.14):** \$300,000 is included in the proposed budget, this is an increase of \$70,000 for the Public Transportation Program (Uber 3.14).
- **Rainwater Collection Barrel Program:** The recommended proposed budget for Fiscal Year 2023-2024 includes \$25,000 for a Rainwater Collection Barrel Program. Staff will develop and bring forward program guidelines for City Council's consideration and approval prior to implementation.
- **Wastewater Treatment Plant Beautification:** \$75,000 is included in the recommended proposed budget. Staff will develop and bring forward landscaping improvement plans for the City Council's consideration and approval prior to implementation.
- **Increased Efficiency for Building Inspections:** \$1,900,000 in funding is provided in the proposed budget for Fiscal Year 2023-2024 for the 3rd Party Inspection Services Program. This is an increase of \$600,000 from the current approved budget. We believe that the City's inspection services will realize process and speed-oriented efficiencies by increasing the utilization of 3rd party inspectors.
- **Elimination of Three (3) Vacant Positions:** The recommended proposed budget eliminates the currently vacant one (1) Assistant City Manager position (\$240,900), one (1) vacant Management Analyst position (\$106,900), and one (1) vacant Facilities Division Manager position (\$112,500) resulting in approximately \$460,300 in annual recurring savings in the General Fund.

Memorandum: Mayor and City Council
 City Manager's Budget Message for Fiscal Year 2023-2024
 July 26, 2023

- **New Positions:** The proposed budget for Fiscal Year 2023-2024 provides \$3.02 million in funding for the addition of the following thirty-three (33) new full-time positions and associated support costs:

<u>Department</u>	<u>Position Title</u>	<u>Total All Funds</u>	<u>Total FTE All Funds</u>
1 Building	Director of Development Services	\$ 199,745	1.00
2 City Manager	Staff Attorney	\$ 290,951	1.00
3 City Manager	Grants Administrator	\$ 119,483	1.00
4 City Secretary	Administrative Assistant	\$ 67,517	1.00
5 Communications	Audio & Film Specialist	\$ 63,155	1.00
6 Engineering	Engineer-in-Training	\$ 93,381	1.00
7 Engineering	Storm Drainage Inspector	\$ 99,864	1.00
8 Beautification	Beautification Technicians	\$ 199,750	3.00
9 Facilities	Building Maintenance Technician	\$ 107,629	2.00
10 Financial Services	City Controller	\$ 179,162	1.00
11 Financial Services	Purchasing Manager	\$ 125,565	1.00
12 Financial Services	Purchasing Technician	\$ 98,202	1.00
13 Library	Outreach Children's Librarian	\$ 74,841	1.00
14 Parks	Assistant Director of Parks & Rec	\$ 143,805	1.00
15 Parks	Certified Therapeutic Recreation Specialist	\$ 75,704	1.00
16 Parks	Recreation Programmer - Athletics	\$ 75,704	1.00
17 Parks	Pool Maintenance Technician	\$ 65,464	1.00
18 Parks	Parks Maintenance Technicians	\$ 189,094	3.00
19 Parks	Maintenance Crew Leader	\$ 70,232	1.00
20 Police	Narcotics Investigator	\$ 88,992	1.00
21 Police	Administrative Asst-HR Specialist	\$ 74,386	1.00
22 Police	Recruiting/Background Investigator	\$ 88,992	1.00
23 Police	Mental Health Officer	\$ 88,992	1.00
24 Police	Equipment Mgr (Quarter Master)	\$ 79,698	1.00
25 Police	Facility/Fleet Coordinator	\$ 79,698	1.00
26 Public Works	Instrumentation Technician	\$ 85,430	1.00
27 Public Works	Water Production Operator	\$ 92,727	1.00
28 Public Works	Wastewater Plant Operator	\$ 92,727	1.00
29	Total New Positions:	\$ 3,110,890	33.00
30			
31	Eliminate Vacant Assistant City Manager	\$ (240,900)	-1.00
32	Eliminate Vacant Management Analyst	\$ (106,900)	-1.00
33	Eliminate Vacant Facility Manager	\$ (112,500)	-1.00
34	Total Position Eliminations:	\$ (460,300)	(3.00)
35			
36	NET TOTAL:	\$ 2,650,590	30.00

- **Formation of a Purchasing & Contract Compliance Work Unit:** A centralized work unit is being recommended with two (2) new full-time positions at an annual cost of \$223,800 to enhance the City's oversight of the purchasing function and related contract compliance. This work unit will be responsible for ensuring compliance with the City's Purchasing Policy and state statutes governing procurement. The centralized purchasing oversight function will safeguard City's interests in attaining best value when procuring goods and services, monitor annual procurement contracts, and manage and track purchase orders issued by the City.
- **New Equipment Additions:** \$2.37 million in funding has been provided in the recommended proposed budget for the purchase of specialized capital equipment including citywide voice-based emergency siren system and various other heavy machinery. A detailed listing by equipment type and City department are highlighted and presented in the New Equipment Listing in the accompanying budget document.

➤ Emergency Management	\$ 122,878
➤ Planning	\$ 7,000
➤ Parks	\$ 332,000
➤ Police	\$ 42,000
➤ Street Maintenance	\$ 330,000
➤ Street Construction	\$ 895,000
➤ Facilities Maintenance	\$ 247,500
➤ Water Operations	\$ 50,000
➤ Wastewater Operations	\$ 10,000
➤ Wastewater Treatment Plant	\$ 70,000
➤ Storm Drainage	\$ 260,000

- **Water and Wastewater Cost of Service & Rate Design Study:** The proposed budget for Fiscal Year 2023-2024 includes \$180,000 for a Cost of Service & Rate Design Study for the City's Water and Wastewater Utility systems. The purpose of a cost of service and rate design study is determining the true cost of service for each customer class and to assist in setting rates to recover the cost responsibility of the respective customer classes in a fair and equitable manner.

In Closing


The input and prioritization we received from the City Council has been invaluable in the development of the proposed budget for Fiscal Year 2023-2024. On behalf of all our City employees, I want to express our appreciation for the City Council's support and dedication for meeting the needs and expectations of the residents of the City of Kyle.

Memorandum: Mayor and City Council
City Manager's Budget Message for Fiscal Year 2023-2024
July 26, 2023

I also appreciate the input, analysis, and assistance from the Assistant City Managers and Department Directors and their staff in the development of the City Manager's recommended proposed budget for Fiscal Year 2023-2024. Specifically, I want to recognize and appreciate the dedication and long workdays put in by the City's Budget & Accounting team in the preparation, development, compilation, and analysis of the proposed budget.

We have ensured adequate financial, personnel, and support resources are provided in the recommended proposed budget for Fiscal Year 2023-2024. With continued investment in our organization, in our City employees, and in our infrastructure systems, I am confident that the accompanying proposed budget for the upcoming fiscal year will position our City to be successful in the future.


With the City Council's continued support and the dedication of our City employees, we will ensure that the "gold standard" based quality services continue to be delivered to our residents and to the community that we proudly serve.



Bryan Langley
City Manager

Attachments

cc: Jerry Hendrix, Assistant City Manager
Amber Schmeits, Assistant City Manager
All City Department Directors
Andy Alejandro, Accounting Manager
Connie Campa, Accounting Manager



MEMORANDUM

TO: Mayor and City Council Members

FROM: Bryan Langley, City Manager

DATE: July 12, 2023

SUBJECT: Follow-up on Council Items From Budget Worksession No 2 on July 8, 2023

As a follow-up to the Council Budget Worksession No. 2 held on July 8, 2023, this memorandum provides information pertaining to items requested by the City Council during the worksession.

1. What is Kyle Cash and how will it be distributed?

The Kyle Cash program is intended as an incentive and marketing program to assist small businesses in our community. The preliminary proposed budget includes \$50,000 for a Kyle Cash program. The Economic Development department staff with the assistance of the City's Economic Development Board is finalizing the program goals, scope, eligibility criteria, and other details. As soon as the program details are ready for discussion, this information will be presented to the City Council for your consideration and approval before implementation.

2. Can \$100,000 be set aside in the proposed budget for FY 2024 for mental health resources?

The City Manager's proposed budget for FY 2024 will include \$100,000 for a yet-to-be defined Mental Health & Behavioral Assistance program. Staff is working on developing specific recommendations for City Council's consideration and approval including options for entering into a partnership with an agency in this region that specializes in providing mental health services.

3. Please provide a copy of the recently completed employee survey for the City Council's review.

As requested, a complete copy of the 2023 Team Kyle Engagement Survey Results is attached.

4. Does the proposed budget include funds for a curb painting maintenance program?

The Street Maintenance division of the City's Public Works department is responsible for the maintenance and painting of curbs throughout the City. The Street Maintenance division does not have a dedicated curb maintenance and painting crew. As such, this type of specialty work competes with all other work priorities and assignment of the Street Maintenance division.

The Public Works department has been charged with preparing a plan and associated cost estimate for implementing a Curb Maintenance & Painting program including outsourcing this service to an outside contracting entity. We will include the results of this analysis for the Council's consideration during Budget Worksession No. 3 on July 29th.

5. In the 5-year financial forecast for the General Fund, can we show the transfer-out to each TIRZ separately?

All future 5-year financial forecasts for the General Fund will itemize separately transfers-out to each TIRZ rather than showing a consolidated summary.

6. Please provide a detailed revenue and expenditures for TIRZ #1 and TIRZ #2.

A complete detailed sources and uses of funds for TIRZ #1 and TIRZ #2 for Fiscal Years 2019-2020, 2020-2021, 2021-2022, 2022-2023, and proposed 2023-2024 is attached for your information.

7. What is the repayment schedule for the General Fund to be paid back by TIRZ #2 for the total amount of funds "loaned" for the design and construction of the La Verde Park and the Heroes Memorial Park within TIRZ #2?

The City's General Fund has expended to date through June 30, 2023, a total of \$6,693,119.55 for the La Verde Park and a total of \$10,181,645.32 for the Heroes Memorial Park – for a combined total of \$16,874,764.87 for both park projects.

On May 18, 2023, the City's Financial Advisor, SAMCO Capital Market presented the Board of TIRZ #2, a 32-year cash flow analysis which included an inclining loan repayment schedule to the General Fund. The annual repayment amounts ranged from \$250,000 in 2023 to \$850,000 in 2054 based on availability of funds.

The repayment schedule as presented to the Board of TIRZ #2 on May 18, 2023, is as follows:

1) FY 2023:	\$ 250,000
2) FY 2024:	\$ 400,000
3) FY 2025:	\$ 450,000
4) FY 2026:	\$ 450,000
5) FY 2027:	\$ 450,000
6) FY 2028:	\$ 475,000
7) FY 2029:	\$ 500,000
8) FY 2030:	\$ 500,000
9) FY 2031:	\$ 525,000
10)FY 2032:	\$ 550,000
11)FY 2033:	\$ 550,000
12)FY 2034:	\$ 575,000
13)FY 2035:	\$ 600,000
14)FY 2036:	\$ 600,000
15)FY 2037:	\$ 625,000
16)FY 2038:	\$ 625,000
17)FY 2039:	\$ 650,000
18)FY 2040:	\$ 650,000
19)FY 2041:	\$ 650,000
20)FY 2042:	\$ 675,000
21)FY 2043:	\$ 700,000
22)FY 2044:	\$ 700,000
23)FY 2045:	\$ 725,000
24)FY 2046:	\$ 750,000
25)FY 2047:	\$ 750,000
26)FY 2048:	\$ 775,000
27)FY 2049:	\$ 800,000
28)FY 2050:	\$ 800,000
29)FY 2051:	\$ 800,000
30)FY 2052:	\$ 800,000
31)FY 2053:	\$ 800,000
32)FY 2054:	\$ 850,000
Total:	<u>\$20,000,000</u>

8. Could we provide utility bill comparison with the ten selected cities?

The City Manager's proposed budget presentation on July 29th will include a comparison of average monthly residential bills for water and wastewater utility services for each of the ten selected benchmark cities.

9. Are we budgeting for Kohlers Crossing illumination?

The City Engineer, with the assistance of consulting engineering firm is developing options and associated estimated costs for providing additional illumination on Kohlers Crossing (from FM 2770 to FM 1626). We will include the results of this

analysis for the Council’s consideration during Budget Worksession No. 3 on July 29th.

10. Could we add a line item in the proposed budget for infrastructure improvements on the east side of Kyle?

The City Manager’s proposed budget will include a yet-to-be defined and funded placeholder capital improvement project under General Fund CIP, Water Utility Impact Fee Fund, and Wastewater Utility Impact Fee Fund titled “Eastside Retail Infrastructure Plan.”

11. Could we get a staff update on the downtown Fire Station acquisition discussions?

There is no new information to report regarding this subject matter. City staff had preliminary discussions with the fire chief regarding purchase of the fire station should the fire department decide to relocate. Currently, there does not appear to be any interest by the Fire department to consider the sale of its downtown fire station.

12. Could we get overtime expenditures incurred by the City Secretary’s office?

Provided below is a table showing actual overtime expenditures incurred by the City Secretary’s office since Fiscal Year 2017-2018 to June 30, 2023:

	Actual 2017-18	Actual 2018-19	Actual 2019-20	Actual 2020-21	Actual 2021-22	Approved Budget 2022-23	Year to Date w/Encumbrance 6/30/2023	Current Year Estimate 2022-23	Department Proposed Budget 2023-2024
<u>CITY SECRETARY’S OFFICE</u>									
Overtime Wages	\$ -	\$ -	\$ -	\$ -	\$ -	\$ -	\$ 878	\$1,201	\$ 3,500

13. Based on our discussions, could we add back the Certified Therapeutic Recreation Specialist position in the Parks and Recreation department’s proposed budget for FY 2024?

The City Manager’s proposed budget for Fiscal Year 2023-2024 will include the new position and funding for the Certified Therapeutic Recreation Specialist position in the Parks and Recreation department.

14. Could we receive a timeline for road fixes?

As requested, the City’s Public Works department is currently developing a timeline for all roads identified under its maintenance program. We will include the requested

timeline and associated information for the Council’s consideration during Budget Worksession No. 3 on July 29th.

15. How much do we pay for purchasing ready-mix concrete and delivered? Is it worth buying a concrete truck?

Based on invoices paid for the purchase of concrete by the Public Works department over the last five fiscal years and through June 2023 of the current fiscal year, the annual cost of concrete purchases has been as follows:

Vendor Name	Fiscal Year						Total
	2022-2023	2021-2022	2020-2021	2019-2020	2018-2019	2017-2018	
1 Five Star Concrete	\$ 14,614	\$ 4,950	\$ 6,665	\$ 2,887	\$ 891	\$ 1,040	\$ 31,047
2 Central Texas Ready Mix	-	-	1,440	-	-	-	1,440
3 Yarrington Road Materials	-	5,202	3,501	28,142	14,502	17,509	68,856
4 Express Metered Concrete	9,606	5,634	628	-	1,428	6,013	23,309
5 Lauren Concrete	-	-	-	-	-	-	-
6 Total:	<u>\$ 24,220</u>	<u>\$ 15,786</u>	<u>\$ 12,234</u>	<u>\$ 31,029</u>	<u>\$ 16,820</u>	<u>\$ 24,562</u>	<u>\$ 124,651</u>

In addition, the Public Works department routinely purchases pallets of bagged concrete from local hardware stores and work crews mix in a tow-behind mixer by hand at various job sites.

Based on the data provided in the table above, the City Manager’s recommendation for funding of supplemental budget requests by City departments will not include funding for the purchase of a \$210,000 concrete truck in the proposed budget for Fiscal Year 2023-2024.

16. Regarding the new Library/Recreation/Senior Center (multi-purpose facility project), if we decide to go forward - what would it take to go forward with a future bond?

As we discussed during Budget Worksession No. 2, the proposed 5-year Capital Improvements Plan covering Fiscal Years 2024 to 2028 includes \$1.25 million in cash funding for a Community Center project (a multi-purpose facility). The \$1.25 million in cash funding is provided over a 3-year period beginning in 2026 for preliminary assessment, development of concept plans and options, survey, etc.

After the certified taxable valuations have been released by the Hays County Central Appraisal District, staff will request the City’s Financial Advisor, SAMCO Capital Markets, to prepare a General Obligation bond capacity analysis. As soon as this information is available, we will provide the results of this analysis for the Council’s information and consideration.

17. Please provide a list of the remaining parks projects funded under the 2020 GO Bonds and the timeline associated with each.

The City’s Parks and Recreation department has prepared the below list of remaining parks projects funded under the 2020 GO Bonds and the timeline associated with each:

Project	Status
Gregg-Clarke Park Improvements	<p><u>Ash Pavilion</u> Scoreboard and athletic sports floor are installed and complete.</p> <p><u>Skatepark:</u> Public Engagement Session #1 was conducted. Public Engagement Session #2 is scheduled for Thursday, August 3rd 6-8 p.m. at City Hall. Estimated project completion: Late 2024</p> <p><u>Splashpad:</u> Public Engagement Sessions 1 & 2 were completed. Construction begins July 27th. Estimated project completion: September 2024.</p>
Plum Creek Trail Improvements	<p>Trails Committee to be appointed at the July 18th City Council Meeting.</p> <p>Trails Committee to meet in July 2023.</p> <p>Trail Improvement RFP to post in September 2023.</p> <p>Estimated Project Completion: Mid:2024</p>
Sportsplex Park Improvements	Under discussions.


18. Can we budget for new chairs for the City Council or pay out of this year with cost savings?

Staff is researching possible options to purchase replacement chairs for the City Council and the executive session room from cost savings in the current approved budget for Fiscal Year 2022-2023. As soon as this information is available, we will

Memorandum: Mayor and City Council
Follow-up on Items From Budget Worksession No. 2 on July 8, 2023
July 12, 2023

send the options and associated costs to the Council for your consideration and selection.

Please let me know if you have any questions or need additional information.



Bryan Langley
City Manager

Attachments: 1. 2023 Team Kyle Engagement Survey Results
2. Sources & Uses of Funds for TIRZ #1 and TIRZ #2.

cc: Jerry Hendrix, Assistant City Manager
Amber Schmeits, Assistant City Manager
All City Department Directors



Summary of Approved Budget (All City Funds Summary)

Approved Budget
Fiscal Year 2023-2024

City Council Budget Worksession No. 5

September 19, 2023

City of Kyle, Texas
SUMMARY OF APPROVED BUDGET
For Fiscal Year 2023-2024

Version: Approved FY 2023-2024 Budget
As of Date: 09/19/2023

	<u>General Fund 1100</u>	<u>Water Utility Fund 3100</u>	<u>Wastewater Utility Fund 3110</u>	<u>Storm Drainage Utility Fund 3120</u>	<u>General Fund CIP Projects 1110</u>	<u>Health Benefits Trust Fund 1115</u>
Beginning Balance	\$ 30,415,752	\$ 10,118,753	\$ 8,263,405	\$ 990,582	\$ 22,364,551	\$ 200,000
Revenue	\$ 61,069,908	\$ 17,534,000	\$ 11,142,800	\$ 1,902,300	\$ -	\$ -
Transfers-in	2,136,313	-	-	-	13,965,561	-
Total Revenue & Transfers-in:	<u>\$ 63,206,221</u>	<u>\$ 17,534,000</u>	<u>\$ 11,142,800</u>	<u>\$ 1,902,300</u>	<u>\$ 13,965,561</u>	<u>\$ -</u>
Expenditures	\$ 55,791,575	\$ 16,113,366	\$ 8,861,559	\$ 1,772,287	\$ 14,847,100	\$ -
Transfers-Out	15,832,721	1,548,326	1,212,173	500,000	-	-
Total Expenditures & Transfers-Out:	<u>\$ 71,624,296</u>	<u>\$ 17,661,692</u>	<u>\$ 10,073,732</u>	<u>\$ 2,272,287</u>	<u>\$ 14,847,100</u>	<u>\$ -</u>
Revenue in Excess of Expenditures	<u>\$ (8,418,076)</u>	<u>\$ (127,692)</u>	<u>\$ 1,069,068</u>	<u>\$ (369,987)</u>	<u>\$ (881,539)</u>	<u>\$ -</u>
Estimated Ending Balance:	<u><u>\$ 21,997,676</u></u>	<u><u>\$ 9,991,061</u></u>	<u><u>\$ 9,332,473</u></u>	<u><u>\$ 620,595</u></u>	<u><u>\$ 21,483,012</u></u>	<u><u>\$ 200,000</u></u>

City of Kyle, Texas
SUMMARY OF APPROVED BUDGET
For Fiscal Year 2023-2024

Version: Approved FY 2023-2024 Budget
As of Date: 09/19/2023

	Plum Creek PH II 1130	Street Improvement Fund 1150	Transportation Fund 1270	Police Forfeiture Fund 1310	Police Sp. Revenue Fund 1320	Hotel Occupancy Fund 1350
Beginning Balance	\$ 50,600	\$ 1,147,327	\$ 318,060	\$ 80,390	\$ 25,249	\$ 597,664
Revenue	\$ 100,000	\$ 945,197	\$ -	\$ 15,000	\$ 3,500	\$ 450,000
Transfers-in	-	-	-	-	-	-
Total Revenue & Transfers-in:	\$ 100,000	\$ 945,197	\$ -	\$ 15,000	\$ 3,500	\$ 450,000
Expenditures	\$ -	\$ 1,000,000	\$ -	\$ 15,000	\$ 3,500	\$ 155,000
Transfers-Out	-	-	-	-	-	486,313
Total Expenditures & Transfers- Out:	\$ -	\$ 1,000,000	\$ -	\$ 15,000	\$ 3,500	\$ 641,313
Revenue in Excess of Expenditures	\$ 100,000	\$ (54,803)	\$ -	\$ -	\$ -	\$ (191,313)
Estimated Ending Balance:	\$ 150,600	\$ 1,092,524	\$ 318,060	\$ 80,390	\$ 25,249	\$ 406,351

City of Kyle, Texas
SUMMARY OF APPROVED BUDGET
For Fiscal Year 2023-2024

Version: Approved FY 2023-2024 Budget
As of Date: 09/19/2023

	Arts & Cultural Commission Fund 1355	Court Sp. Revenue Technology 1400	Court Sp. Revenue Security 1410	Court Sp. Revenue Judicial Training 1420	Court Sp. Revenue Child Safety 1430	Debt Service Fund 1510
Beginning Balance	\$ 3,609	\$ 22,697	\$ 3,817	\$ 1,971	\$ 28,985	\$ 362,946
Revenue	\$ -	\$ 12,000	\$ 15,000	\$ 500	\$ 1,200	\$ 13,330,000
Transfers-in	65,000	-	-	-	-	460,499
Total Revenue & Transfers-in:	\$ 65,000	\$ 12,000	\$ 15,000	\$ 500	\$ 1,200	\$ 13,790,499
Expenditures	\$ 65,000	\$ 7,500	\$ -	\$ 1,500	\$ -	\$ 13,008,737
Transfers-Out	-	-	15,000	-	-	1,146,686
Total Expenditures & Transfers-Out:	\$ 65,000	\$ 7,500	\$ 15,000	\$ 1,500	\$ -	\$ 14,155,423
Revenue in Excess of Expenditures	\$ -	\$ 4,500	\$ -	\$ (1,000)	\$ 1,200	\$ (364,924)
Estimated Ending Balance:	\$ 3,609	\$ 27,197	\$ 3,817	\$ 971	\$ 30,185	\$ (1,978)

City of Kyle, Texas
SUMMARY OF APPROVED BUDGET
For Fiscal Year 2023-2024

Version: Approved FY 2023-2024 Budget
As of Date: 09/19/2023

	TIRZ Debt Service Fund 1520	TIRZ #2 Fund 1530	TIRZ #3 Fund 1540	TIRZ #4 Fund 1541	Heroes Memorial Fund 1531	Park Development Fund 1720
Beginning Balance	\$ 275,842	\$ 10,084,003	\$ 121,701	\$ (893)	\$ 66,988	\$ 3,182,335
Revenue	\$ 1,138,100	\$ 16,249,756	\$ 1	\$ -	\$ -	\$ 2,500,000
Transfers-in	1,495,600	1,495,745	1	-	-	-
Total Revenue & Transfers-in:	\$ 2,633,700	\$ 17,745,501	\$ 2	\$ -	\$ -	\$ 2,500,000
Expenditures	\$ 1,822,709	\$ 14,168,499	\$ -	\$ -	\$ -	\$ 6,007,000
Transfers-Out	-	400,000	-	-	-	-
Total Expenditures & Transfers-Out:	\$ 1,822,709	\$ 14,568,499	\$ -	\$ -	\$ -	\$ 6,007,000
Revenue in Excess of Expenditures	\$ 810,991	\$ 3,177,002	\$ 2	\$ -	\$ -	\$ (3,507,000)
Estimated Ending Balance:	\$ 1,086,833	\$ 13,261,005	\$ 121,703	\$ (893)	\$ 66,988	\$ (324,665)

City of Kyle, Texas
SUMMARY OF APPROVED BUDGET
For Fiscal Year 2023-2024

Version: Approved FY 2023-2024 Budget
As of Date: 09/19/2023

	Senior Activity & Community Development Fund 1750	2008 CO Bond Fund 1840	2014 Tax Notes 1900	2015 GO Bond Fund 1920	2020 CO Bond Fund 1950	2020 GO Bond Fund 1951
Beginning Balance	\$ 211,943	\$ 1,391,720	\$ -	\$ 669,714	\$ 1,838,487	\$ 0
Revenue	\$ -	\$ -	\$ -	\$ -	\$ -	\$ 17,912,111
Transfers-in	-	-	-	-	-	-
Total Revenue & Transfers-in:	\$ -	\$ -	\$ -	\$ -	\$ -	\$ 17,912,111
Expenditures	\$ -	\$ 1,391,720	\$ -	\$ 250,000	\$ -	\$ 17,824,222
Transfers-Out	-	-	-	-	-	-
Total Expenditures & Transfers-Out:	\$ -	\$ 1,391,720	\$ -	\$ 250,000	\$ -	\$ 17,824,222
Revenue in Excess of Expenditures	\$ -	\$ (1,391,720)	\$ -	\$ (250,000)	\$ -	\$ 87,889
Estimated Ending Balance:	\$ 211,943	\$ -	\$ -	\$ 419,714	\$ 1,838,487	\$ 87,889

City of Kyle, Texas
SUMMARY OF APPROVED BUDGET
For Fiscal Year 2023-2024

Version: Approved FY 2023-2024 Budget
As of Date: 09/19/2023

	2022 GO Road Bond Fund 1952	2023 Future CO Bond Fund (WWTP) 1953	Water CIP Fund 3310	Water Impact Fee Fund 3320	Wastewater CIP Fund 3410	Wastewater Impact Fee Fund 3420
Beginning Balance	\$ 38,262,003	\$ -	\$ 6,075,321	\$ 23,725,605	\$ 2,703,959	\$ 20,268,890
Revenue	\$ 25,000,000	\$ -	\$ -	\$ 3,000,000	\$ -	\$ 4,500,000
Transfers-in	-	-	500,000	-	500,000	-
Total Revenue & Transfers-in:	\$ 25,000,000	\$ -	\$ 500,000	\$ 3,000,000	\$ 500,000	\$ 4,500,000
Expenditures	\$ 46,563,815	\$ 2,500,000	\$ 500,000	\$ 20,845,000	\$ 663,000	\$ 14,225,000
Transfers-Out	-	-	-	-	-	-
Total Expenditures & Transfers-Out:	\$ 46,563,815	\$ 2,500,000	\$ 500,000	\$ 20,845,000	\$ 663,000	\$ 14,225,000
Revenue in Excess of Expenditures	\$ (21,563,815)	\$ (2,500,000)	\$ -	\$ (17,845,000)	\$ (163,000)	\$ (9,725,000)
Estimated Ending Balance:	\$ 16,698,188	\$ (2,500,000)	\$ 6,075,321	\$ 5,880,605	\$ 2,540,959	\$ 10,543,890

City of Kyle, Texas
SUMMARY OF APPROVED BUDGET
For Fiscal Year 2023-2024

Version: Approved FY 2023-2024 Budget
As of Date: 09/19/2023

	Storm Drainage CIP Fund 3510	Victims Coordinator Grant 4140	ICAC Grant Fund 4180	Library Grant Fund 4200	Rifle-Resistant Body Armor Grant Fund 4220	WWTP LID Grant Fund 4310
Beginning Balance	\$ 3,167,040	\$ (0)	\$ -	\$ 5,110	\$ -	\$ 93,329
Revenue	\$ -	\$ 45,000	\$ -	\$ -	\$ -	\$ -
Transfers-in	500,000	22,500	-	-	-	-
Total Revenue & Transfers-in:	\$ 500,000	\$ 67,500	\$ -	\$ -	\$ -	\$ -
Expenditures	\$ 500,000	\$ 88,309	\$ -	\$ 1,000	\$ -	\$ 22,000
Transfers-Out	-	-	-	-	-	-
Total Expenditures & Transfers-Out:	\$ 500,000	\$ 88,309	\$ -	\$ 1,000	\$ -	\$ 22,000
Revenue in Excess of Expenditures	\$ -	\$ (20,809)	\$ -	\$ (1,000)	\$ -	\$ (22,000)
Estimated Ending Balance:	\$ 3,167,040	\$ (20,809)	\$ -	\$ 4,110	\$ -	\$ 71,329

City of Kyle, Texas
SUMMARY OF APPROVED BUDGET
For Fiscal Year 2023-2024

Version: Approved FY 2023-2024 Budget
As of Date: 09/19/2023

	American Rescue Plan Act Fund 4401	Public Educational & Government 4500	Bunton Creek PID 8200	SW Kyle PID #1 8220	Plum Creek North PID 8225	Porter Country PID 8227
Beginning Balance	\$ 12,002,865	\$ 303,217	\$ -	\$ -	\$ 35,875	\$ 39,958
Revenue	\$ -	\$ 80,000	\$ 90,000	\$ -	\$ -	\$ -
Transfers-in	-	-	-	-	-	-
Total Revenue & Transfers-in:	\$ -	\$ 80,000	\$ 90,000	\$ -	\$ -	\$ -
Expenditures	\$ 12,000,000	\$ 265,796	\$ 90,000	\$ -	\$ -	\$ -
Transfers-Out	-	-	-	-	-	-
Total Expenditures & Transfers-Out:	\$ 12,000,000	\$ 265,796	\$ 90,000	\$ -	\$ -	\$ -
Revenue in Excess of Expenditures	\$ (12,000,000)	\$ (185,796)	\$ -	\$ -	\$ -	\$ -
Estimated Ending Balance:	\$ 2,865	\$ 117,421	\$ -	\$ -	\$ 35,875	\$ 39,958

City of Kyle, Texas
SUMMARY OF APPROVED BUDGET
For Fiscal Year 2023-2024

Version: Approved FY 2023-2024 Budget
As of Date: 09/19/2023

	Limestone PID 8228	KAYAC Fund 8300	Total Fund Balance
Beginning Balance	\$ 37,376	\$ 3,890	\$ 199,562,637
Revenue	\$ -	\$ -	\$ 177,036,373
Transfers-in	-	-	21,141,219
Total Revenue & Transfers-in:	\$ -	\$ -	\$ 198,177,592
Expenditures	\$ -	\$ 3,890	\$ 251,374,084
Transfers-Out	-	-	21,141,219
Total Expenditures & Transfers-Out:	\$ -	\$ 3,890	\$ 272,515,303
Revenue in Excess of Expenditures	\$ -	\$ (3,890)	\$ (74,337,711)
Estimated Ending Balance:	\$ 37,376	\$ -	\$ 125,224,926



New Positions w/FTE Schedule by Department

Approved Budget
Fiscal Year 2023-2024

City Council Budget Worksession No. 5

September 19, 2023

City of Kyle, Texas
Approved New Positions - Total Costs Including Fringe Benefits
Fiscal Year 2023-2024

<u>Department</u>	<u>Position Title</u>	<u>General Fund</u>	<u>FTE General Fund</u>	<u>Water Fund</u>	<u>FTE Water Fund</u>	<u>Wastewater Fund</u>	<u>FTE Wastewater Fund</u>	<u>Drainage Utility Fund</u>	<u>FTE Drainage Utility Fund</u>	<u>Total All Funds</u>	<u>Total FTE All Funds</u>
Building	Chief Development Officer	\$ 199,745	1.00	\$ -	0.00	\$ -	0.00	\$ -	0.00	\$ 199,745	1.00
City Manager	City Attorney	\$ 290,951	1.00	\$ -	0.00	\$ -	0.00	\$ -	0.00	\$ 290,951	1.00
City Manager	Grants Administrator	\$ 119,483	1.00	\$ -	0.00	\$ -	0.00	\$ -	0.00	\$ 119,483	1.00
City Secretary	Administrative Assistant	\$ 67,517	1.00	\$ -	0.00	\$ -	0.00	\$ -	0.00	\$ 67,517	1.00
Code Enforcement	Code Enforcement Supervisor	\$ 94,609	1.00	\$ -	0.00	\$ -	0.00	\$ -	0.00	\$ 94,609	1.00
Communications	Audio & Film Specialist	\$ 63,155	1.00	\$ -	0.00	\$ -	0.00	\$ -	0.00	\$ 63,155	1.00
Engineering	Engineering Associate	\$ -	0.00	\$ 46,691	0.50	\$ 46,691	0.50	\$ -	0.00	\$ 93,381	1.00
Engineering	Stormwater Inspector	\$ -	0.00	\$ -	0.00	\$ -	0.00	\$ 99,864	1.00	\$ 99,864	1.00
Beautification	Beautification Technicians	\$ 199,750	3.00	\$ -	0.00	\$ -	0.00	\$ -	0.00	\$ 199,750	3.00
Facilities	Building Maintenance Technician	\$ 107,629	2.00	\$ -	0.00	\$ -	0.00	\$ -	0.00	\$ 107,629	2.00
Financial Services	City Controller	\$ 179,162	1.00	\$ -	0.00	\$ -	0.00	\$ -	0.00	\$ 179,162	1.00
Financial Services	Purchasing Manager	\$ 125,565	1.00	\$ -	0.00	\$ -	0.00	\$ -	0.00	\$ 125,565	1.00
Financial Services	Purchasing Technician	\$ 98,202	1.00	\$ -	0.00	\$ -	0.00	\$ -	0.00	\$ 98,202	1.00
Library	Outreach Librarian	\$ 74,841	1.00	\$ -	0.00	\$ -	0.00	\$ -	0.00	\$ 74,841	1.00
Parks	Assistant Director of Parks & Rec	\$ 143,805	1.00	\$ -	0.00	\$ -	0.00	\$ -	0.00	\$ 143,805	1.00
Parks	Certified Therapeutic Recreation Specialist	\$ 75,704	1.00	\$ -	0.00	\$ -	0.00	\$ -	0.00	\$ 75,704	1.00
Parks	Recreation Programmer - Athletics	\$ 75,704	1.00	\$ -	0.00	\$ -	0.00	\$ -	0.00	\$ 75,704	1.00
Parks	Pool Maintenance Technician	\$ 65,464	1.00	\$ -	0.00	\$ -	0.00	\$ -	0.00	\$ 65,464	1.00
Parks	Parks Maintenance Technicians	\$ 189,094	3.00	\$ -	0.00	\$ -	0.00	\$ -	0.00	\$ 189,094	3.00
Parks	Parks Maintenance Crew Leader	\$ 70,232	1.00	\$ -	0.00	\$ -	0.00	\$ -	0.00	\$ 70,232	1.00
Police	Narcotics Investigator (Detective)	\$ 88,992	1.00	\$ -	0.00	\$ -	0.00	\$ -	0.00	\$ 88,992	1.00
Police	Administrative Asst-HR	\$ 74,386	1.00	\$ -	0.00	\$ -	0.00	\$ -	0.00	\$ 74,386	1.00
Police	Police Officer - Background Investigator	\$ 88,992	1.00	\$ -	0.00	\$ -	0.00	\$ -	0.00	\$ 88,992	1.00
Police	Mental Health Officer	\$ 88,992	1.00	\$ -	0.00	\$ -	0.00	\$ -	0.00	\$ 88,992	1.00
Police	Quarter Master	\$ 79,698	1.00	\$ -	0.00	\$ -	0.00	\$ -	0.00	\$ 79,698	1.00
Police	Fleet Coordinator	\$ 79,698	1.00	\$ -	0.00	\$ -	0.00	\$ -	0.00	\$ 79,698	1.00
Police	Animal Control Officer	\$ 64,257	1.00	\$ -	0.00	\$ -	0.00	\$ -	0.00	\$ 64,257	1.00
Public Utilities	Instrumentation & Control Technician	\$ -	0.00	\$ 28,192	0.33	\$ 57,238	0.67	\$ -	0.00	\$ 85,430	1.00
Public Utilities	Water Production Operator	\$ -	0.00	\$ 92,727	1.00	\$ -	0.00	\$ -	0.00	\$ 92,727	1.00
Public Utilities	Wastewater Plant Operator	\$ -	0.00	\$ -	0.00	\$ 92,727	1.00	\$ -	0.00	\$ 92,727	1.00
Public Utilities	Director of Water Utilities	\$ -	0.00	\$ 119,298	0.50	\$ 119,298	0.50	\$ -	0.00	\$ 238,595	1.00
Public Works	Street Maintenance Technician	\$ 133,775	2.00	\$ -	0.00	\$ -	0.00	\$ -	0.00	\$ 133,775	2.00
Total New Positions:		\$ 2,939,402	32.00	\$ 286,907	2.33	\$ 315,953	2.67	\$ 99,864	1.00	\$ 3,642,126	38.00

**City of Kyle, Texas
Proposed Positions
Fiscal Year 2023-2024**

Position Title	FT/PT/L	FY 2021-2022 Approved FTE	FY 2022-2023 Approved FTE	FY 2023-2024 Approved FTE	Change FTE
GENERAL FUND					
Mayor & City Council					
1 Mayor	L	1.000	1.000	1.000	0.000
2 Council Member District 1	L	1.000	1.000	1.000	0.000
3 Council Member District 2	L	1.000	1.000	1.000	0.000
4 Council Member District 3	L	1.000	1.000	1.000	0.000
5 Council Member District 4	L	1.000	1.000	1.000	0.000
6 Council Member District 5	L	1.000	1.000	1.000	0.000
7 Council Member District 6 (Mayor Pro Tem)	L	1.000	1.000	1.000	0.000
Total:		<u>7.000</u>	<u>7.000</u>	<u>7.000</u>	<u>0.000</u>
City Manager's Office					
1 City Manager	FT	0.500	0.500	0.500	0.000
2 Assistant City Manager	FT	0.500	0.500	0.500	0.000
3 Assistant City Manager	FT	1.000	0.500	0.500	0.000
4 Assistant City Manager	FT	1.000	0.500	0.000	-0.500
5 Emergency Management Coordinator	FT	1.000	0.000	0.000	0.000
6 Management Analyst	FT	0.000	1.000	0.000	-1.000
7 City Attorney	FT	0.000	0.000	1.000	1.000
8 Grants Administrator	FT	0.000	0.000	1.000	1.000
Total:		<u>4.000</u>	<u>3.000</u>	<u>3.500</u>	<u>0.500</u>
City Secretary's Office					
1 City Secretary	FT	1.000	1.000	1.000	0.000
2 Assistant City Secretary	FT	1.000	1.000	1.000	0.000
3 Records Retention Clerk	FT	0.000	1.000	1.000	0.000
4 Administrative Assistant	FT	0.000	0.000	1.000	1.000
Total:		<u>2.000</u>	<u>3.000</u>	<u>4.000</u>	<u>1.000</u>
Emergency Management					
1 Emergency Management Coordinator	FT	0.000	1.000	1.000	0.000
Total:		<u>0.000</u>	<u>1.000</u>	<u>1.000</u>	<u>0.000</u>
Human Resources					

		FY 2021-2022	FY 2022-2023	FY 2023-2024	Change	
	Position Title	Approved	Approved	Approved		
	FT/PT/L	FTE	FTE	FTE	FTE	
1	Director of Human Resources	FT	0.500	0.500	0.500	0.000
2	Human Resources Manager	FT	1.000	1.000	1.000	0.000
3	Human Resources Generalist	FT	1.000	1.000	1.000	0.000
4	Human Resources Assistant	FT	1.000	1.000	1.000	0.000
5	Compensation Administrator	FT	0.000	0.500	0.500	0.000
Total:			<u>3.500</u>	<u>4.000</u>	<u>4.000</u>	<u>0.000</u>

Information Technology Services

1	Director of Information Technology	FT	1.000	1.000	1.000	0.000
2	Assistant Director of Information Technology	FT	1.000	1.000	1.000	0.000
3	IT Application Support Analyst	FT	1.000	1.000	1.000	0.000
4	IT Systems Technician II	FT	1.000	1.000	1.000	0.000
5	IT Systems Technician I	FT	1.000	1.000	1.000	0.000
6	IT Application Support Analyst	FT	0.000	1.000	1.000	0.000
Total:			<u>5.000</u>	<u>6.000</u>	<u>6.000</u>	<u>0.000</u>

Communications

1	Director of Communications	FT	1.000	1.000	1.000	0.000
2	Communications Manager	FT	1.000	1.000	1.000	0.000
3	Video Production Specialist	FT	1.000	1.000	1.000	0.000
4	Marketing & Multimedia Specialist	FT	1.000	1.000	1.000	0.000
5	Audio & Film Specialist	FT	0.000	0.000	1.000	1.000
Total:			<u>4.000</u>	<u>4.000</u>	<u>5.000</u>	<u>1.000</u>

Building Inspection

1	Building Official	FT	1.000	1.000	1.000	0.000
2	Building Inspector	FT	1.000	1.000	1.000	0.000
3	Building Inspector	FT	1.000	1.000	1.000	0.000
4	Building Inspector	FT	1.000	1.000	1.000	0.000
5	Building Inspector/Plans Examiner	FT	1.000	1.000	1.000	0.000
6	Building Permits Program Supervisor	FT	1.000	1.000	1.000	0.000
7	Building Permits Coordinator	FT	1.000	1.000	1.000	0.000
8	Building Permits Coordinator	FT	0.000	1.000	1.000	0.000
9	Chief Development Officer	FT	0.000	0.000	1.000	1.000
Total:			<u>7.000</u>	<u>8.000</u>	<u>9.000</u>	<u>1.000</u>

Position Title		FT/PT/L	FY 2021-2022 Approved FTE	FY 2022-2023 Approved FTE	FY 2023-2024 Approved FTE	Change FTE
Planning Department						
1	Director of Planning	FT	1.000	1.000	1.000	0.000
2	Planner	FT	1.000	1.000	1.000	0.000
3	Project Development Coordinator	FT	1.000	1.000	1.000	0.000
4	GIS Administrator	FT	1.000	1.000	1.000	0.000
5	GIS Analyst	FT	1.000	1.000	1.000	0.000
6	Senior Planner	FT	1.000	1.000	1.000	0.000
Total:			<u>6.000</u>	<u>6.000</u>	<u>6.000</u>	<u>0.000</u>
Economic Development						
1	Director of Economic Development	FT	1.000	1.000	1.000	0.000
2	Business Retention Specialist	FT	1.000	1.000	1.000	0.000
3	Economic Development Coordinator	FT	1.000	1.000	1.000	0.000
Total:			<u>3.000</u>	<u>3.000</u>	<u>3.000</u>	<u>0.000</u>
Budget & Accounting						
1	Director of Finance	FT	0.500	0.500	0.500	0.000
2	Accounting Manager	FT	1.000	1.000	1.000	0.000
3	Accounting Manager	FT	1.000	1.000	1.000	0.000
4	Financial Analyst	FT	1.000	1.000	1.000	0.000
5	Staff Accountant	FT	1.000	1.000	1.000	0.000
6	Staff Accountant	FT	1.000	1.000	1.000	0.000
7	Staff Accountant	FT	1.000	1.000	1.000	0.000
8	Staff Accountant	FT	0.000	0.000	0.000	0.000
9	Staff Accountant	FT	0.000	1.000	1.000	0.000
10	Staff Accountant	FT	0.000	1.000	1.000	0.000
11	Customer Service & Billing Manager	FT	0.000	0.250	0.340	0.090
12	City Controller	FT	0.000	0.000	1.000	1.000
13	Purchasing Manager	FT	0.000	0.000	1.000	1.000
14	Purchasing Technician	FT	0.000	0.000	1.000	1.000
Total:			<u>6.500</u>	<u>8.750</u>	<u>11.840</u>	<u>3.090</u>
Municipal Court						
1	Court Administrator	FT	1.000	1.000	1.000	0.000
2	Lead Municipal Court Clerk	FT	1.000	1.000	1.000	0.000
3	Municipal Court Clerk	FT	1.000	1.000	1.000	0.000
4	Municipal Court Clerk	FT	1.000	1.000	1.000	0.000
Total:			<u>4.000</u>	<u>4.000</u>	<u>4.000</u>	<u>0.000</u>

Position Title		FT/PT/L	FY 2021-2022 Approved FTE	FY 2022-2023 Approved FTE	FY 2023-2024 Approved FTE	Change FTE
Parks & Recreation Administration						
1	Director of Parks & Recreation	FT	1.000	1.000	1.000	0.000
2	Administrative Assistant	FT	1.000	1.000	1.000	0.000
3	Office Manager	FT	1.000	1.000	1.000	0.000
4	Assistant Director of Parks & Recreation	FT	0.000	0.000	1.000	1.000
Total:			3.000	3.000	4.000	1.000
Parks Maintenance						
1	Parks Project Coordinator	FT	1.000	1.000	1.000	0.000
2	Grounds Division Manager	FT	0.000	0.000	0.000	0.000
3	Equipment Operator	FT	1.000	1.000	1.000	0.000
4	Outdoor Nature Specialist	FT	1.000	1.000	1.000	0.000
5	Parks Maintenance Technician	FT	1.000	1.000	1.000	0.000
6	Parks Maintenance Technician	FT	1.000	1.000	1.000	0.000
7	Parks Maintenance Technician	FT	1.000	1.000	1.000	0.000
8	Parks Maintenance Technician	FT	1.000	1.000	1.000	0.000
9	Parks Maintenance Technician	FT	1.000	1.000	1.000	0.000
10	Parks Maintenance Technician - Mechanic	FT	1.000	1.000	1.000	0.000
11	Parks Maintenance Technician	FT	1.000	1.000	1.000	0.000
12	Parks Maintenance Technician	FT	1.000	1.000	1.000	0.000
13	Parks Maintenance Technician	FT	1.000	1.000	1.000	0.000
14	Parks Maintenance Technician	FT	1.000	1.000	1.000	0.000
15	Parks Maintenance Technician	FT	0.000	0.000	0.000	0.000
16	Parks Maintenance Technician	FT	0.000	0.000	0.000	0.000
17	Trails Maintenance Technician	FT	0.000	0.000	0.000	0.000
18	Trails Maintenance Technician	FT	0.000	0.000	0.000	0.000
19	Parks & Trails Maintenance Supervisor	FT	1.000	1.000	1.000	0.000
20	Program Coordinator	FT	1.000	1.000	1.000	0.000
21	Parks Maintenance Technician - Trails	FT	1.000	1.000	1.000	0.000
22	Parks Maintenance Technician	FT	0.000	1.000	1.000	0.000
23	Parks Maintenance Technician	FT	0.000	1.000	1.000	0.000
24	Parks Maintenance Technician	FT	0.000	1.000	1.000	0.000
25	Parks Maintenance Technician	FT	0.000	1.000	1.000	0.000
26	Parks Maintenance Technician	FT	0.000	1.000	1.000	0.000
27	Parks Maintenance Crew Leader	FT	0.000	0.000	1.000	1.000
28	Parks Maintenance Technician	FT	0.000	0.000	1.000	1.000
29	Parks Maintenance Technician	FT	0.000	0.000	1.000	1.000
30	Parks Maintenance Technician	FT	0.000	0.000	1.000	1.000
Total:			16.000	21.000	25.000	4.000

Position Title	FT/PT/L	FY 2021-2022 Approved FTE	FY 2022-2023 Approved FTE	FY 2023-2024 Approved FTE	Change FTE
Recreation Programs					
1 Recreation Programmer	FT	1.000	1.000	1.000	0.000
2 Recreation Programmer	FT	1.000	1.000	1.000	0.000
3 Recreation Programmer	FT	1.000	1.000	1.000	0.000
4 Recreation Manager	FT	1.000	1.000	1.000	0.000
5 Certified Therapeutic Recreation Specialist	FT	0.000	0.000	1.000	1.000
6 Recreation Programmer - Athletics	FT	0.000	0.000	1.000	1.000
Total:		<u>4.000</u>	<u>4.000</u>	<u>6.000</u>	<u>2.000</u>
Aquatic Programs					
1 Pool Maintenance Technician	FT	0.000	0.000	1.000	1.000
Total:		<u>0.000</u>	<u>0.000</u>	<u>1.000</u>	<u>1.000</u>
Special Events					
1 Special Events Manager	FT	1.000	1.000	1.000	0.000
Total:		<u>1.000</u>	<u>1.000</u>	<u>1.000</u>	<u>0.000</u>
TOTAL PARKS DEPARTMENT:		<u>24.000</u>	<u>29.000</u>	<u>37.000</u>	<u>8.000</u>
Facilities Division					
1 Facilities Division Manager	FT	1.000	1.000	0.000	-1.000
2 Building Maintenance Technician	FT	1.000	1.000	1.000	0.000
3 Lead Building Maintenance Technician	FT	1.000	1.000	1.000	0.000
4 Building Specialist	FT	1.000	1.000	1.000	0.000
5 Building Maintenance Technician	FT	1.000	1.000	1.000	0.000
6 Administrative Assistant	FT	0.500	0.500	0.500	0.000
7 Building Maintenance Technician	FT	0.000	1.000	1.000	0.000
8 Building Maintenance Technician	FT	0.000	1.000	1.000	0.000
9 Building Specialist	FT	0.000	1.000	1.000	0.000
10 Building Maintenance Technician	FT	0.000	0.000	1.000	1.000
11 Building Maintenance Technician	FT	0.000	0.000	1.000	1.000
Total:		<u>5.500</u>	<u>8.500</u>	<u>9.500</u>	<u>1.000</u>

Position Title		FT/PT/L	FY 2021-2022 Approved FTE	FY 2022-2023 Approved FTE	FY 2023-2024 Approved FTE	Change FTE
Beautification Division						
1	Beautification & Facilities Division Manager	FT	1.000	1.000	1.000	0.000
2	Beautification Crew Leader	FT	1.000	1.000	1.000	0.000
3	Beautification Technician	FT	1.000	1.000	1.000	0.000
4	Beautification Technician	FT	1.000	1.000	1.000	0.000
5	Beautification Technician	FT	1.000	1.000	1.000	0.000
6	Beautification Technician	FT	1.000	1.000	1.000	0.000
7	Beautification Technician	FT	1.000	1.000	1.000	0.000
8	Beautification Technician	FT	1.000	1.000	1.000	0.000
9	Beautification Technician	FT	1.000	1.000	1.000	0.000
10	Beautification Technician	FT	1.000	1.000	1.000	0.000
11	Beautification Technician	FT	1.000	1.000	1.000	0.000
12	Beautification Technician II	FT	1.000	1.000	1.000	0.000
13	Electrician	FT	1.000	1.000	1.000	0.000
14	Administrative Assistant	FT	0.500	0.500	0.500	0.000
15	Beautification Technician	FT	0.000	1.000	1.000	0.000
16	Beautification Technician	FT	0.000	1.000	1.000	0.000
17	Beautification Technician	FT	0.000	1.000	1.000	0.000
18	Beautification Technician	FT	0.000	0.000	1.000	1.000
19	Beautification Technician	FT	0.000	0.000	1.000	1.000
20	Beautification Technician	FT	0.000	0.000	1.000	1.000
Total:			<u>13.500</u>	<u>16.500</u>	<u>19.500</u>	<u>3.000</u>
Code Enforcement Division						
1	Code Enforcement Officer	FT	0.000	0.000	1.000	1.000
2	Code Enforcement Supervisor	FT	0.000	0.000	1.000	1.000
3	Code Enforcement Officer	FT	0.000	0.000	1.000	1.000
4	Code Compliance Technician	FT	0.000	0.000	1.000	1.000
Total:			<u>0.000</u>	<u>0.000</u>	<u>4.000</u>	<u>4.000</u>
TOTAL BEAUTIFICATION & FACILITIES DEPARTMENT:			<u>19.000</u>	<u>25.000</u>	<u>33.000</u>	<u>8.000</u>

Position Title		FT/PT/L	FY 2021-2022 Approved FTE	FY 2022-2023 Approved FTE	FY 2023-2024 Approved FTE	Change FTE
Library Services						
1	Director of Library Services	FT	1.000	1.000	1.000	0.000
2	Assistant Director of Library Services	FT	1.000	1.000	1.000	0.000
3	Librarian	FT	1.000	1.000	1.000	0.000
4	Circulation Supervisor	FT	1.000	1.000	1.000	0.000
5	Library Assistant	FT	1.000	1.000	1.000	0.000
6	Library Assistant	FT	1.000	1.000	1.000	0.000
7	Library Assistant	FT	1.000	1.000	1.000	0.000
8	Library Assistant	FT	1.000	1.000	1.000	0.000
9	Library Assistant	FT	1.000	1.000	1.000	0.000
10	Library Assistant	PT	0.500	0.500	0.500	0.000
11	Library Assistant	PT	0.500	0.500	0.500	0.000
12	Circulation Desk Clerk	PT	0.500	0.500	0.500	0.000
13	Circulation Desk Clerk	PT	0.500	0.500	0.500	0.000
14	Outreach Librarian	FT	0.000	0.000	1.000	1.000
Total:			<u>11.000</u>	<u>11.000</u>	<u>12.000</u>	<u>1.000</u>
Police Department						
1	Chief of Police	FT	1.000	1.000	0.000	-1.000
2	Assistant Police Chief	FT	1.000	1.000	0.000	-1.000
3	Police Commander	FT	1.000	1.000	0.000	-1.000
4	Police Commander	FT	0.000	1.000	0.000	-1.000
5	Police Commander	FT	0.000	1.000	0.000	-1.000
6	Police Sergeant	FT	1.000	1.000	0.000	-1.000
7	Police Sergeant	FT	1.000	1.000	0.000	-1.000
8	Police Sergeant	FT	1.000	1.000	0.000	-1.000
9	Police Sergeant	FT	1.000	1.000	0.000	-1.000
10	Police Sergeant	FT	1.000	1.000	0.000	-1.000
11	Police Sergeant	FT	1.000	1.000	0.000	-1.000
12	Police Sergeant	FT	1.000	1.000	0.000	-1.000
13	Police Sergeant	FT	1.000	1.000	0.000	-1.000
14	Police Officer	FT	1.000	1.000	0.000	-1.000
15	Police Officer	FT	1.000	1.000	0.000	-1.000
16	Police Officer	FT	1.000	1.000	0.000	-1.000
17	Police Officer	FT	1.000	1.000	0.000	-1.000
18	Police Officer	FT	1.000	1.000	0.000	-1.000
19	Police Officer	FT	1.000	1.000	0.000	-1.000
20	Police Officer	FT	1.000	1.000	0.000	-1.000
21	Police Officer	FT	1.000	1.000	0.000	-1.000
22	Police Officer	FT	1.000	1.000	0.000	-1.000
23	Police Officer	FT	1.000	1.000	0.000	-1.000

			FY 2021-2022	FY 2022-2023	FY 2023-2024	Change
	Position Title	FT/PT/L	Approved FTE	Approved FTE	Approved FTE	FTE
24	Police Officer	FT	1.000	1.000	0.000	-1.000
25	Police Officer	FT	1.000	1.000	0.000	-1.000
26	Police Officer	FT	1.000	1.000	0.000	-1.000
27	Police Officer	FT	1.000	1.000	0.000	-1.000
28	Police Officer	FT	1.000	1.000	0.000	-1.000
29	Police Officer (Mental Health)	FT	1.000	1.000	0.000	-1.000
30	Police Officer	FT	1.000	1.000	0.000	-1.000
31	Police Officer	FT	1.000	1.000	0.000	-1.000
32	Police Officer	FT	1.000	1.000	0.000	-1.000
33	Police Officer	FT	1.000	1.000	0.000	-1.000
34	Police Officer	FT	1.000	1.000	0.000	-1.000
35	Police Officer	FT	1.000	1.000	0.000	-1.000
36	Police Officer	FT	1.000	1.000	0.000	-1.000
37	Police Officer	FT	1.000	1.000	0.000	-1.000
38	Police Officer	FT	1.000	1.000	0.000	-1.000
39	Police Officer	FT	1.000	1.000	0.000	-1.000
40	Police Officer	FT	1.000	1.000	0.000	-1.000
41	Police Officer	FT	1.000	1.000	0.000	-1.000
42	Police Officer	FT	1.000	1.000	0.000	-1.000
43	Police Officer	FT	1.000	1.000	0.000	-1.000
44	Police Officer (Warrant Officer)	FT	1.000	1.000	0.000	-1.000
45	Police Officer	FT	1.000	1.000	0.000	-1.000
46	Police Officer	FT	1.000	1.000	0.000	-1.000
47	Police Officer	FT	1.000	1.000	0.000	-1.000
48	Police Officer	FT	1.000	1.000	0.000	-1.000
49	Police Officer	FT	1.000	1.000	0.000	-1.000
50	Police Officer	FT	1.000	1.000	0.000	-1.000
51	Police Officer	FT	1.000	1.000	0.000	-1.000
52	Police Officer	FT	1.000	1.000	0.000	-1.000
53	Police Officer	FT	1.000	1.000	0.000	-1.000
54	Police Officer	FT	1.000	1.000	0.000	-1.000
55	Police Officer (Juvenile Justice)	FT	1.000	1.000	0.000	-1.000
56	Police Officer (Detective)	FT	1.000	1.000	0.000	-1.000
57	Police Officer (Detective)	FT	1.000	1.000	0.000	-1.000
58	Police Officer (Detective)	FT	1.000	1.000	0.000	-1.000
59	Police Officer (Patrol)	FT	1.000	1.000	0.000	-1.000
60	Police Officer (Patrol)	FT	1.000	1.000	0.000	-1.000
61	Police Officer (Patrol)	FT	1.000	1.000	0.000	-1.000
62	Police Officer (Patrol)	FT	1.000	1.000	0.000	-1.000
63	Narcotics Investigator (Detective)	FT	1.000	1.000	0.000	-1.000

		FY 2021-2022	FY 2022-2023	FY 2023-2024	Change
		Approved	Approved	Approved	
Position Title	FT/PT/L	FTE	FTE	FTE	FTE
64 Animal Control Officer	FT	1.000	1.000	0.000	-1.000
65 Animal Control Officer	FT	1.000	1.000	0.000	-1.000
66 Animal Control Officer	FT	0.000	0.000	0.000	0.000
67 Code Enforcement Officer	FT	1.000	1.000	0.000	-1.000
68 Code Enforcement Officer	PT	0.000	0.000	0.000	0.000
69 Code Enforcement Officer	PT	0.000	0.000	0.000	0.000
70 Code Enforcement Officer	FT	1.000	1.000	0.000	-1.000
71 Victim Services Coordinator	FT	1.000	1.000	0.000	-1.000
72 Property & Evidence Technician	FT	1.000	1.000	0.000	-1.000
73 Property & Evidence Technician	FT	1.000	1.000	0.000	-1.000
74 Administrative Assistant	FT	1.000	0.000	0.000	0.000
75 Records Supervisor	FT	1.000	0.000	0.000	0.000
76 Accounts Payable/Payroll Technician	FT	1.000	0.000	0.000	0.000
77 Strategic Analyst	FT	1.000	0.000	0.000	0.000
78 Police Sergeant	FT	0.000	1.000	0.000	-1.000
79 Police Sergeant	FT	0.000	1.000	0.000	-1.000
80 Police Sergeant	FT	0.000	1.000	0.000	-1.000
81 Police Corporal	FT	0.000	1.000	0.000	-1.000
82 Police Corporal	FT	0.000	1.000	0.000	-1.000
83 Police Corporal	FT	0.000	1.000	0.000	-1.000
84 Police Corporal	FT	0.000	1.000	0.000	-1.000
85 Police Officer (Patrol)	FT	0.000	1.000	0.000	-1.000
86 Police Officer (Patrol)	FT	0.000	1.000	0.000	-1.000
87 Police Officer (Patrol)	FT	0.000	1.000	0.000	-1.000
88 Police Officer (Patrol)	FT	0.000	1.000	0.000	-1.000
89 Police Officer (Detective)	FT	0.000	1.000	0.000	-1.000
90 Police Officer (Traffic)	FT	0.000	1.000	0.000	-1.000
91 Police Officer (Traffic)	FT	0.000	1.000	0.000	-1.000
92 Code Enforcement Technician	FT	0.000	1.000	0.000	-1.000
93 Animal Control Officer	FT	0.000	1.000	0.000	-1.000
94 Neighborhood Services Division Supervisor	FT	0.000	1.000	0.000	-1.000
95 Narcotics Investigator	FT	0.000	0.000	0.000	0.000
96 Recruiting/Background Investigator	FT	0.000	0.000	0.000	0.000
97 Mental Health Officer	FT	0.000	0.000	0.000	0.000
98 Equipment Manager (Quarter Master)	FT	0.000	0.000	0.000	0.000
99 Facility/Fleet Coordinator	FT	0.000	0.000	0.000	0.000
Total:		<u>72.000</u>	<u>87.000</u>	<u>0.000</u>	<u>-87.000</u>

Office of the Police Chief

1 Chief of Police	FT	0.000	0.000	1.000	1.000
-------------------	----	-------	-------	-------	-------

		FY 2021-2022	FY 2022-2023	FY 2023-2024	Change
	Position Title	Approved	Approved	Approved	
	FT/PT/L	FTE	FTE	FTE	FTE
2	Assistant Police Chief	0.000	0.000	1.000	1.000
	Total:	0.000	0.000	2.000	2.000
CIB - Criminal Investigations Division					
1	Police Commander	0.000	0.000	0.200	0.200
4	Police Sergeant	0.000	0.000	1.000	1.000
7	Police Sergeant	0.000	0.000	1.000	1.000
2	Police Officer	0.000	0.000	1.000	1.000
3	Police Officer (Detective)	0.000	0.000	1.000	1.000
5	Police Officer (Detective)	0.000	0.000	1.000	1.000
6	Police Officer (Detective)	0.000	0.000	1.000	1.000
	Total:	0.00	0.000	6.200	6.200
CIB - Narcotics Division					
1	Police Commander	0.000	0.000	0.200	0.200
2	Narcotics Investigator (Detective)	0.000	0.000	1.000	1.000
3	Narcotics Investigator (Detective)	0.000	0.000	1.000	1.000
	Total:	0.000	0.000	2.200	2.200
CIB - Forensic & Evidence Division					
1	Police Commander	0.000	0.000	0.200	0.200
2	Property & Evidence Technician	0.000	0.000	1.000	1.000
3	Property & Evidence Technician	0.000	0.000	1.000	1.000
	Total:	0.000	0.000	2.200	2.200
CIB - Victims Services Division					
1	Police Commander	0.000	0.000	0.200	0.200
2	Victim Services Coordinator	0.000	0.000	1.000	1.000
	Total:	0.000	0.000	1.200	1.200
CIB - Crime Analysis Division					
1	Police Commander	0.000	0.000	0.200	0.200
2	Senior Records Specialist - Crime Analyst	0.000	0.000	1.000	1.000
	Total:	0.000	0.000	1.200	1.200
TOTAL CRIMINAL INVESTIGATIONS BUREAU (CIB):		0.000	0.000	13.000	13.000

OB - Patrol

	Position Title	FT/PT/L	FY 2021-2022 Approved FTE	FY 2022-2023 Approved FTE	FY 2023-2024 Approved FTE	Change FTE
1	Police Commander	FT	0.000	0.000	0.500	0.500
2	Police Sergeant	FT	0.000	0.000	1.000	1.000
3	Police Sergeant	FT	0.000	0.000	1.000	1.000
4	Police Sergeant	FT	0.000	0.000	1.000	1.000
5	Police Sergeant	FT	0.000	0.000	1.000	1.000
6	Police Sergeant	FT	0.000	0.000	1.000	1.000
7	Police Sergeant	FT	0.000	0.000	1.000	1.000
8	Police Corporal	FT	0.000	0.000	1.000	1.000
9	Police Corporal	FT	0.000	0.000	1.000	1.000
10	Police Corporal	FT	0.000	0.000	1.000	1.000
11	Police Corporal	FT	0.000	0.000	1.000	1.000
12	Police Officer	FT	0.000	0.000	1.000	1.000
13	Police Officer	FT	0.000	0.000	1.000	1.000
14	Police Officer	FT	0.000	0.000	1.000	1.000
15	Police Officer	FT	0.000	0.000	1.000	1.000
16	Police Officer	FT	0.000	0.000	1.000	1.000
17	Police Officer	FT	0.000	0.000	1.000	1.000
18	Police Officer	FT	0.000	0.000	1.000	1.000
19	Police Officer	FT	0.000	0.000	1.000	1.000
20	Police Officer	FT	0.000	0.000	1.000	1.000
21	Police Officer	FT	0.000	0.000	1.000	1.000
22	Police Officer (Cadet)	FT	0.000	0.000	1.000	1.000
23	Police Officer (Cadet)	FT	0.000	0.000	1.000	1.000
24	Police Officer	FT	0.000	0.000	1.000	1.000
25	Police Officer	FT	0.000	0.000	1.000	1.000
26	Police Officer (Cadet)	FT	0.000	0.000	1.000	1.000
27	Police Officer	FT	0.000	0.000	1.000	1.000
28	Police Officer	FT	0.000	0.000	1.000	1.000
29	Police Officer	FT	0.000	0.000	1.000	1.000
30	Police Officer (Cadet)	FT	0.000	0.000	1.000	1.000
31	Police Officer	FT	0.000	0.000	1.000	1.000
32	Police Officer	FT	0.000	0.000	1.000	1.000
33	Police Officer	FT	0.000	0.000	1.000	1.000
34	Police Officer (Cadet)	FT	0.000	0.000	1.000	1.000
35	Police Officer	FT	0.000	0.000	1.000	1.000
36	Police Officer	FT	0.000	0.000	1.000	1.000
37	Police Officer	FT	0.000	0.000	1.000	1.000
38	Police Officer	FT	0.000	0.000	1.000	1.000
39	Police Officer	FT	0.000	0.000	1.000	1.000
40	Police Officer	FT	0.000	0.000	1.000	1.000

			FY 2021-2022	FY 2022-2023	FY 2023-2024	Change
	Position Title	FT/PT/L	Approved	Approved	Approved	
			FTE	FTE	FTE	FTE
41	Police Officer	FT	0.000	0.000	1.000	1.000
42	Police Officer	FT	0.000	0.000	1.000	1.000
43	Police Officer	FT	0.000	0.000	1.000	1.000
44	Police Officer	FT	0.000	0.000	1.000	1.000
45	Police Officer	FT	0.000	0.000	1.000	1.000
46	Police Officer	FT	0.000	0.000	1.000	1.000
47	Police Officer	FT	0.000	0.000	1.000	1.000
48	Police Officer (Patrol)	FT	0.000	0.000	1.000	1.000
49	Police Officer (Patrol)	FT	0.000	0.000	1.000	1.000
50	Police Officer (Patrol)	FT	0.000	0.000	1.000	1.000
51	Police Officer (Patrol)	FT	0.000	0.000	1.000	1.000
52	Police Officer (Patrol)	FT	0.000	0.000	1.000	1.000
53	Police Officer (Patrol)	FT	0.000	0.000	1.000	1.000
54	Police Officer (Patrol)	FT	0.000	0.000	1.000	1.000
55	Police Officer (Patrol)	FT	0.000	0.000	1.000	1.000
	Total:		<u>0.000</u>	<u>0.000</u>	<u>54.500</u>	<u>54.500</u>
OB - Traffic						
1	Police Commander	FT	0.000	0.000	0.500	0.500
2	Police Sergeant	FT	0.000	0.000	1.000	1.000
3	Police Officer (Traffic)	FT	0.000	0.000	1.000	1.000
4	Police Officer (Traffic)	FT	0.000	0.000	1.000	1.000
5	Police Officer (Traffic)	FT	0.000	0.000	1.000	1.000
	Total:		<u>0.000</u>	<u>0.000</u>	<u>4.500</u>	<u>4.500</u>
TOTAL OPERATIONS BUREAU (OB):			<u>0.000</u>	<u>0.000</u>	<u>59.000</u>	<u>59.000</u>
ESB - Professional Standards & Community Engagement						
1	Police Commander	FT	0.000	0.000	0.330	0.330
2	Police Sergeant	FT	0.000	0.000	1.000	1.000
3	Police Officer (Juvenile Justice)	FT	0.000	0.000	1.000	1.000
4	Police Officer	FT	0.000	0.000	1.000	1.000
5	Police Officer (Warrant Officer)	FT	0.000	0.000	1.000	1.000
6	Background Investigator	FT	0.000	0.000	1.000	1.000
	Total:		<u>0.000</u>	<u>0.000</u>	<u>5.330</u>	<u>5.330</u>
ESB - Training & Mental Health						
1	Police Commander	FT	0.000	0.000	0.340	0.340
2	Police Sergeant	FT	0.000	0.000	0.500	0.500

Position Title	FT/PT/L	FY 2021-2022	FY 2022-2023	FY 2023-2024	Change
		Approved FTE	Approved FTE	Approved FTE	
3 Police Officer (Mental Health)	FT	0.000	0.000	1.000	1.000
4 Police Officer	FT	0.000	0.000	1.000	1.000
5 Police Officer (Mental Health)	FT	0.000	0.000	1.000	1.000
5 Quarter Master	FT	0.000	0.000	1.000	1.000
6 Fleet Coordinator	FT	0.000	0.000	1.000	1.000
Total:		<u>0.000</u>	<u>0.000</u>	<u>5.840</u>	<u>5.840</u>

ESB - Neighborhood Services - Animal Control

1 Police Commander	FT	0.000	0.000	0.330	0.330
2 Police Sergeant	FT	0.000	0.000	0.500	0.500
3 Neighborhood Services Division Supervisor	FT	0.000	0.000	1.000	1.000
4 Animal Control Officer	FT	0.000	0.000	1.000	1.000
5 Animal Control Officer	FT	0.000	0.000	1.000	1.000
5 Animal Control Officer	FT	0.000	0.000	1.000	1.000
6 Animal Control Officer	FT	0.000	0.000	1.000	1.000
Total:		<u>0.000</u>	<u>0.000</u>	<u>5.830</u>	<u>5.830</u>

TOTAL EXECUTIVE SERVICES BUREAU (ESB):

0.000	0.000	17.000	17.000
--------------	--------------	---------------	---------------

Emergency Communications Bureau

1 Emergency Communications Manager	FT	0.000	1.000	1.000	0.000
2 Emergency Communications Supervisor	FT	0.000	1.000	1.000	0.000
3 Lead Telecommunications Operator	FT	0.000	1.000	1.000	0.000
4 Lead Telecommunications Operator	FT	0.000	0.000	0.000	0.000
5 Lead Telecommunications Operator	FT	0.000	1.000	1.000	0.000
6 Lead Telecommunications Operator	FT	0.000	1.000	1.000	0.000
7 Lead Telecommunications Operator	FT	0.000	1.000	1.000	0.000
8 Telecommunications Operator	FT	0.000	1.000	1.000	0.000
9 Telecommunications Operator	FT	0.000	1.000	1.000	0.000
10 Telecommunications Operator	FT	0.000	1.000	1.000	0.000
11 Telecommunications Operator	FT	0.000	1.000	1.000	0.000
12 Telecommunications Operator	FT	0.000	1.000	1.000	0.000
13 Telecommunications Operator	FT	0.000	1.000	1.000	0.000
14 Telecommunications Operator	FT	0.000	1.000	1.000	0.000
15 Telecommunications Operator	FT	0.000	1.000	1.000	0.000
16 Telecommunications Operator	FT	0.000	1.000	1.000	0.000
17 Telecommunications Operator	FT	0.000	1.000	1.000	0.000
18 Telecommunications Operator	PT	0.000	0.500	0.500	0.000
19 Telecommunications Operator	PT	0.000	0.500	0.500	0.000

Position Title	FT/PT/L	FY 2021-2022	FY 2022-2023	FY 2023-2024	Change
		Approved FTE	Approved FTE	Approved FTE	
20 Telecommunications Operator	FT	0.000	1.000	1.000	0.000
21 Telecommunications Operator	FT	0.000	1.000	1.000	0.000
22 Telecommunications Operator	FT	0.000	1.000	1.000	0.000
23 Telecommunications Operator	FT	0.000	1.000	1.000	0.000
24 Emergency Communications Compliance Coordinator	FT	0.000	1.000	1.000	0.000
Total:		0.00	22.000	22.000	0.000

Records Bureau

1 Emergency Communications Manager	FT	1.000	0.000	0.000	0.000
2 Emergency Communications Supervisor	FT	1.000	0.000	0.000	0.000
3 Lead Telecommunicator	FT	1.000	0.000	0.000	0.000
4 Lead Telecommunicator	FT	0.000	0.000	0.000	0.000
5 Lead Telecommunicator	FT	1.000	0.000	0.000	0.000
6 Telecommunicator	FT	1.000	0.000	0.000	0.000
7 Telecommunicator	FT	1.000	0.000	0.000	0.000
8 Telecommunicator	FT	1.000	0.000	0.000	0.000
9 Telecommunicator	FT	1.000	0.000	0.000	0.000
10 Telecommunicator	FT	1.000	0.000	0.000	0.000
11 Telecommunicator	FT	1.000	0.000	0.000	0.000
12 Telecommunicator	FT	1.000	0.000	0.000	0.000
13 Telecommunicator	FT	1.000	0.000	0.000	0.000
14 Telecommunicator	FT	1.000	0.000	0.000	0.000
15 Telecommunicator	FT	1.000	0.000	0.000	0.000
16 Telecommunicator	FT	1.000	0.000	0.000	0.000
17 Telecommunicator	FT	1.000	0.000	0.000	0.000
18 Telecommunicator	PT	0.500	0.000	0.000	0.000
19 Telecommunicator	PT	0.500	0.000	0.000	0.000
20 Telecommunicator	FT	1.000	0.000	0.000	0.000
21 Telecommunicator	FT	1.000	0.000	0.000	0.000
22 Telecommunicator	FT	1.000	0.000	0.000	0.000
23 Telecommunicator	FT	1.000	0.000	0.000	0.000
24 Senior Records Specialist	FT	1.000	1.000	1.000	0.000
25 Senior Records Specialist - Crime Analyst	FT	1.000	1.000	0.000	-1.000
26 Records Compliance Coordinator	FT	1.000	1.000	1.000	0.000
27 Records Compliance Technician (NIBRS)	FT	1.000	1.000	1.000	0.000
28 Records Specialist	FT	1.000	1.000	1.000	0.000
29 Records Specialist	FT	1.000	1.000	1.000	0.000
30 Administrative Assistant - A/P-Payroll	FT	0.000	1.000	0.000	-1.000
31 Records Supervisor	FT	0.000	1.000	1.000	0.000
32 Administrative Assistant	FT	0.000	1.000	0.000	-1.000

Position Title	FT/PT/L	FY 2021-2022	FY 2022-2023	FY 2023-2024	Change
		Approved FTE	Approved FTE	Approved FTE	
33 Strategic Analyst	FT	0.000	1.000	0.000	-1.000
34 Emergency Communications Compliance Coordinator	FT	0.000	0.000	0.000	0.000
35 Records Clerk	FT	0.000	1.000	1.000	0.000
36 Administrative Assistant - HR	FT	0.000	0.000	0.000	0.000
Total:		27.000	11.000	7.000	-4.000
Administrative Services Bureau					
1 Administrative Assistant	FT	0.000	0.000	1.000	1.000
2 Administrative Assistant - A/P-Payroll	FT	0.000	0.000	1.000	1.000
3 Strategic Analyst	FT	0.000	0.000	1.000	1.000
4 Emergency Communications Compliance Coordinator	FT	0.000	0.000	0.000	0.000
5 Administrative Assistant - HR	FT	0.000	0.000	1.000	1.000
Total:		0.000	0.000	4.000	4.000
Police Total:		99.000	120.000	29.000	-91.000

Street Maintenance

1 Assistant Director of Public Works	FT	0.170	0.170	0.170	0.000
2 Division Manager of Streets	FT	0.500	0.500	0.500	0.000
3 Public Works Inspector	FT	0.125	0.125	0.125	0.000
4 Public Works Inspector	FT	0.125	0.125	0.125	0.000
5 Public Works Inspector	FT	0.125	0.125	0.125	0.000
6 Public Works Inspector	FT	0.125	0.125	0.125	0.000
7 Street Superintendent	FT	0.250	0.250	0.250	0.000
8 Street Maintenance Foreperson	FT	1.000	1.000	1.000	0.000
9 Street Foreman (Construction)	FT	0.000	0.000	0.000	0.000
10 Street Maintenance Crew Leader	FT	1.000	1.000	1.000	0.000
11 Street Maintenance Technician II	FT	1.000	1.000	1.000	0.000
12 Street Technician II (Construction)	FT	0.000	0.000	0.000	0.000
13 Street Technician II (Construction)	FT	0.000	0.000	0.000	0.000
14 Street Technician II (Construction)	FT	0.000	0.000	0.000	0.000
15 Street Maintenance Technician I	FT	1.000	1.000	1.000	0.000
16 Street Maintenance Technician I	FT	1.000	1.000	1.000	0.000
17 Street Maintenance Technician I	FT	1.000	1.000	1.000	0.000
18 Street Maintenance Technician I	FT	1.000	1.000	1.000	0.000
19 Street Maintenance Technician I	FT	1.000	1.000	1.000	0.000
20 Street Maintenance Technician I	FT	1.000	1.000	1.000	0.000
21 Street Maintenance Technician I	FT	1.000	1.000	1.000	0.000
22 Street Maintenance Technician I	FT	0.000	0.000	1.000	1.000

Position Title	FT/PT/L	FY 2021-2022	FY 2022-2023	FY 2023-2024	Change
		Approved FTE	Approved FTE	Approved FTE	
23 Street Maintenance Technician I	FT	0.000	0.000	1.000	1.000
24 Street Technician I (Construction)	FT	0.000	0.000	0.000	0.000
25 Street Technician I (Construction)	FT	0.000	0.000	0.000	0.000
26 Street Technician I (Construction)	FT	0.000	0.000	0.000	0.000
27 Street Technician I (Construction)	FT	0.000	0.000	0.000	0.000
28 Administrative Assistant	FT	0.250	0.250	0.250	0.000
29 Pump & Motor Technician	FT	0.100	0.100	0.100	0.000
30 Management Analyst	FT	0.125	0.000	0.000	0.000
31 Public Works Inspections Supervisor	FT	0.170	0.170	0.170	0.000
Total:		<u>12.065</u>	<u>11.940</u>	<u>13.940</u>	<u>2.000</u>

Street Construction

1 Assistant Director of Public Works	FT	0.170	0.170	0.170	0.000
2 Division Manager of Streets	FT	0.500	0.500	0.500	0.000
3 Public Works Inspector	FT	0.125	0.125	0.125	0.000
4 Public Works Inspector	FT	0.125	0.125	0.125	0.000
5 Public Works Inspector	FT	0.125	0.125	0.125	0.000
6 Public Works Inspector	FT	0.125	0.125	0.125	0.000
7 Street Superintendent	FT	0.250	0.250	0.250	0.000
8 Street Construction Foreperson	FT	1.000	1.000	1.000	0.000
9 Street Construction Crew Leader	FT	1.000	1.000	1.000	0.000
10 Street Construction Technician II	FT	1.000	1.000	1.000	0.000
11 Street Construction Technician II	FT	1.000	1.000	1.000	0.000
12 Street Construction Technician II	FT	1.000	1.000	1.000	0.000
13 Street Construction Technician II	FT	1.000	1.000	1.000	0.000
14 Street Construction Technician II	FT	1.000	1.000	1.000	0.000
15 Street Construction Technician II	FT	1.000	1.000	1.000	0.000
16 Street Construction Technician II	FT	1.000	1.000	1.000	0.000
17 Street Construction Technician II	FT	0.000	0.000	0.000	0.000
18 Street Construction Technician I	FT	1.000	1.000	1.000	0.000
19 Street Construction Technician I	FT	1.000	1.000	1.000	0.000
20 Street Construction Technician I	FT	1.000	1.000	1.000	0.000
21 Street Construction Technician I	FT	1.000	1.000	1.000	0.000
22 Street Construction Technician I	FT	1.000	1.000	1.000	0.000
23 Street Construction Technician I	FT	1.000	1.000	1.000	0.000
24 Street Construction Technician I	FT	1.000	1.000	1.000	0.000
25 Street Construction Technician I	FT	1.000	1.000	1.000	0.000
26 Administrative Assistant	FT	0.250	0.250	0.250	0.000
27 Pump & Motor Technician	FT	0.100	0.100	0.100	0.000
28 Management Analyst	FT	0.125	0.000	0.000	0.000

		FY 2021-2022 Approved FTE	FY 2022-2023 Approved FTE	FY 2023-2024 Approved FTE	Change FTE	
29	Public Works Inspections Supervisor	FT	0.170	0.170	0.170	0.000
	Total:		19.065	18.940	18.940	0.000
Engineering						
1	City Engineer	FT	0.500	0.250	0.250	0.000
2	Engineer	FT	1.000	1.000	1.000	0.000
3	Engineer	FT	0.250	0.250	0.250	0.000
4	Project Manager	FT	0.500	0.500	0.500	0.000
5	Transportation Engineering	FT	0.000	0.000	0.000	0.000
6	Assistant City Engineer	FT	0.000	1.000	0.250	-0.750
7	Engineer - Traffic	FT	0.000	1.000	1.000	0.000
	Total:		2.250	4.000	3.250	-0.750
TOTAL GENERAL FUND:			238.380	277.630	306.470	28.840

Position Title		FT/PT/L	FY 2021-2022 Approved FTE	FY 2022-2023 Approved FTE	FY 2023-2024 Approved FTE	Change FTE
WATER FUND						
Engineering						
1	City Engineer	FT	0.250	0.250	0.250	0.000
2	Engineer	FT	0.375	0.375	0.375	0.000
3	Engineer	FT	0.250	0.250	0.250	0.000
4	Project Manager	FT	0.250	0.250	0.250	0.000
5	Engineering Technician	FT	0.500	0.500	0.500	0.000
6	Water/Wastewater Modeling Analyst	FT	0.500	0.500	0.500	0.000
7	Assistant City Engineer	FT	0.000	0.000	0.250	0.250
8	Engineer Associate	FT	0.000	0.000	0.500	0.500
Total:			<u>2.1250</u>	<u>2.125</u>	<u>2.875</u>	<u>0.750</u>
Utility Billing						
1	Senior Financial Analyst	FT	0.500	0.500	0.500	0.000
2	Utility Billing Supervisor	FT	0.500	0.500	0.500	0.000
3	Lead Utility Billing Clerk	FT	0.500	0.500	0.500	0.000
4	Utility Billing Clerk	FT	0.500	0.500	0.500	0.000
5	Utility Billing Clerk	FT	0.500	0.500	0.500	0.000
6	Utility Billing Clerk	FT	0.500	0.500	0.500	0.000
7	Utility Billing Clerk	FT	0.500	0.500	0.500	0.000
8	Meter Technician	FT	1.000	1.000	1.000	0.000
9	Meter Technician	FT	1.000	1.000	1.000	0.000
10	Meter Technician	FT	1.000	1.000	1.000	0.000
11	Lead Meter Technician	FT	0.000	1.000	1.000	0.000
12	Meter Technician	FT	0.000	1.000	1.000	0.000
13	Meter Technician	FT	0.000	1.000	1.000	0.000
14	Utility Billing Clerk	FT	0.000	1.000	0.500	-0.500
15	Utility Billing Clerk	FT	0.000	1.000	1.000	0.000
16	Utility Billing Clerk	FT	0.000	1.000	1.000	0.000
17	Customer Service & Billing Manager	FT	0.000	0.250	0.330	0.080
Total:			<u>6.500</u>	<u>12.750</u>	<u>12.330</u>	<u>-0.420</u>

		FY 2021-2022	FY 2022-2023	FY 2023-2024	Change	
		Approved	Approved	Approved		
Position Title	FT/PT/L	FTE	FTE	FTE	FTE	
Water Administration						
1	City Manager	FT	0.250	0.250	0.250	0.000
2	Assistant City Manager	FT	0.250	0.250	0.250	0.000
3	Assistant City Manager	FT	0.000	0.250	0.250	0.000
4	Assistant City Manager	FT	0.000	0.250	0.000	-0.250
5	Director of Finance	FT	0.250	0.250	0.250	0.000
6	Director of Human Resources	FT	0.250	0.250	0.250	0.000
7	Director of Public Works	FT	0.500	0.500	0.500	0.000
8	Director of Water Utilities	FT	0.000	0.000	0.500	0.500
9	Assistant Director of Public Works	FT	0.330	0.330	0.330	0.000
10	Division Manager of Treatment and Operations	FT	0.500	0.500	0.500	0.000
11	Division Manager of Water Distribution & Wastewater Collection	FT	0.500	0.500	0.500	0.000
12	Public Works Inspector	FT	0.250	0.250	0.250	0.000
13	Public Works Inspector	FT	0.250	0.250	0.250	0.000
14	Public Works Inspector	FT	0.250	0.250	0.250	0.000
15	Public Works Inspector	FT	0.250	0.250	0.250	0.000
16	Public Works Secretary	FT	0.500	0.500	0.500	0.000
17	Administrative Assistant	FT	0.250	0.250	0.250	0.000
18	Administrative Assistant	FT	0.500	0.500	0.500	0.000
19	Management Analyst	FT	0.250	0.000	0.000	0.000
20	Public Works Inspections Supervisor	FT	0.330	0.330	0.330	0.000
21	Compensation Administrator	FT	0.000	0.250	0.250	0.000
Total:			<u>5.660</u>	<u>6.160</u>	<u>6.410</u>	<u>0.250</u>
Water Operating						
1	Lead Instrumentation & Control Technician	FT	1.000	1.000	1.000	0.000
2	Instrumentation & Control Technician	FT	1.000	1.000	1.000	0.000
3	Utility Foreperson	FT	0.500	0.500	0.500	0.000
4	Water Crew Leader	FT	1.000	1.000	1.000	0.000
5	Water Production Operator	FT	1.000	1.000	1.000	0.000
6	Water Production Operator	FT	1.000	1.000	1.000	0.000
7	Water Utility Technician II	FT	1.000	1.000	1.000	0.000
8	Water Utility Technician II	FT	1.000	1.000	1.000	0.000
9	Water Utility Technician II	FT	1.000	1.000	1.000	0.000
10	Water Utility Technician I	FT	1.000	1.000	1.000	0.000
11	Water Utility Technician I	FT	1.000	1.000	1.000	0.000
12	Water Utility Technician I	FT	1.000	1.000	1.000	0.000
13	Water Utility Technician I	FT	1.000	1.000	1.000	0.000
14	Water Utility Technician I	FT	1.000	1.000	1.000	0.000

Position Title	FT/PT/L	FY 2021-2022	FY 2022-2023	FY 2023-2024	Change
		Approved FTE	Approved FTE	Approved FTE	FTE
15 Water Utility Technician I	FT	1.000	1.000	1.000	0.000
16 Water Utility Technician I	FT	1.000	1.000	1.000	0.000
17 Pump & Motor Technician	FT	0.400	0.400	0.400	0.000
18 Water Production Supervisor	FT	1.000	1.000	1.000	0.000
19 Water Production Operator	FT	1.000	1.000	1.000	0.000
20 Utility Locator	FT	0.000	0.500	0.500	0.000
21 Lead Pump & Motor Technician	FT	0.000	0.500	0.500	0.000
22 Backflow Prevention Compliance Coordinator	FT	0.000	1.000	1.000	0.000
23 Instrumentation & Control Technician	FT	0.000	0.000	0.330	0.330
24 Water Production Operator	FT	0.000	0.000	1.000	1.000
Total:		17.900	19.900	21.230	1.330
TOTAL WATER FUND:		32.185	40.935	42.845	1.910

Position Title	FT/PT/L	FY 2021-2022 Approved FTE	FY 2022-2023 Approved FTE	FY 2023-2024 Approved FTE	Change FTE
WASTEWATER FUND					
Engineering					
1 City Engineer	FT	0.250	0.250	0.250	0.000
2 Engineer	FT	0.375	0.375	0.375	0.000
3 Engineer	FT	0.250	0.250	0.250	0.000
4 Project Manager	FT	0.250	0.250	0.250	0.000
5 Engineering Technician	FT	0.500	0.500	0.500	0.000
6 Water/Wastewater Modeling Analyst	FT	0.500	0.500	0.500	0.000
7 Assistant City Engineer	FT	0.000	0.000	0.250	0.250
8 Engineer Associate	FT	0.000	0.000	0.500	0.500
Total:		2.125	2.125	2.875	0.750
Utility Billing					
1 Senior Financial Analyst	FT	0.500	0.500	0.500	0.000
2 Utility Billing Supervisor	FT	0.500	0.500	0.500	0.000
3 Lead Utility Billing Clerk	FT	0.500	0.500	0.500	0.000
4 Utility Billing Clerk	FT	0.500	0.500	0.500	0.000
5 Utility Billing Clerk	FT	0.500	0.500	0.500	0.000
6 Utility Billing Clerk	FT	0.500	0.500	0.500	0.000
7 Utility Billing Clerk	FT	0.500	0.500	0.500	0.000
8 Utility Billing Clerk	FT	0.000	0.000	0.500	0.500
8 Customer Service & Billing Manager	FT	0.000	0.250	0.330	0.080
Total:		3.500	3.750	4.330	0.580
Wastewater Administration					
1 City Manager	FT	0.250	0.250	0.250	0.000
2 Assistant City Manager	FT	0.250	0.250	0.250	0.000
3 Assistant City Manager	FT	0.000	0.250	0.250	0.000
4 Assistant City Manager	FT	0.000	0.250	0.000	-0.250
5 Director of Finance	FT	0.250	0.250	0.250	0.000
6 Director of Human Resources	FT	0.250	0.250	0.250	0.000
7 Director of Public Works	FT	0.500	0.500	0.500	0.000
8 Director of Water Utilities	FT	0.000	0.000	0.500	0.500
9 Assistant Director of Public Works	FT	0.330	0.330	0.330	0.000
10 Division Manager of Treatment and Operations	FT	0.500	0.500	0.500	0.000
11 Division Manager of Water Distribution & Wastewater Collection	FT	0.500	0.500	0.500	0.000
12 Public Works Inspector	FT	0.250	0.250	0.250	0.000
13 Public Works Inspector	FT	0.250	0.250	0.250	0.000

Position Title	FT/PT/L	FY 2021-2022	FY 2022-2023	FY 2023-2024	Change
		Approved FTE	Approved FTE	Approved FTE	
14 Public Works Inspector	FT	0.250	0.250	0.250	0.000
15 Public Works Inspector	FT	0.250	0.250	0.250	0.000
16 Public Works Secretary	FT	0.500	0.500	0.500	0.000
17 Administrative Assistant	FT	0.250	0.250	0.250	0.000
18 Administrative Assistant	FT	0.500	0.500	0.500	0.000
19 Management Analyst	FT	0.250	0.000	0.000	0.000
20 Public Works Inspections Supervisor	FT	0.330	0.330	0.330	0.000
21 Compensation Administrator	FT	0.000	0.250	0.250	0.000
Total:		5.660	6.160	6.410	0.250

Wastewater Operating

1 Utility Foreperson	FT	0.500	0.500	0.500	0.000
2 Wastewater Crew Leader	FT	1.000	1.000	1.000	0.000
3 Wastewater Utility Technician II	FT	1.000	1.000	1.000	0.000
4 Wastewater Utility Technician II	FT	1.000	1.000	1.000	0.000
5 Wastewater Utility Technician II	FT	1.000	1.000	1.000	0.000
6 Wastewater Utility Technician I	FT	1.000	1.000	1.000	0.000
7 Wastewater Utility Technician I	FT	1.000	1.000	1.000	0.000
8 Wastewater Utility Technician I	FT	1.000	1.000	1.000	0.000
9 Wastewater Utility Technician I	FT	1.000	1.000	1.000	0.000
10 Pump & Motor Technician	FT	0.400	0.400	0.400	0.000
11 Utility Locator	FT	0.000	0.500	0.500	0.000
12 Lead Pump & Motor Technician	FT	0.000	0.500	0.500	0.000
13 Instrumentation & Control Technician	FT	0.000	0.000	0.670	0.670
Total:		8.900	9.900	10.570	0.670

Wastewater Treatment Plant

1 Chief Wastewater Treatment Operator	FT	1.000	1.000	1.000	0.000
2 Wastewater Plant Operator	FT	1.000	1.000	1.000	0.000
3 Wastewater Plant Operator	FT	1.000	1.000	1.000	0.000
4 Lead Wastewater Plant Operator	FT	1.000	1.000	1.000	0.000
5 Wastewater Treatment Plant Division Manager	FT	0.000	1.000	1.000	0.000
6 Pre-Treatment Program Manager	FT	0.000	1.000	1.000	0.000
7 Wastewater Plant Operator	FT	0.000	1.000	1.000	0.000
8 Wastewater Plant Operator	FT	0.000	0.000	1.000	1.000
Total:		4.000	7.000	8.000	1.000

**TOTAL WASTEWATER FUND:
STORM DRAINAGE UTILITY FUND**

24.185	28.935	32.185	3.250
---------------	---------------	---------------	--------------

Position Title		FT/PT/L	FY 2021-2022 Approved FTE	FY 2022-2023 Approved FTE	FY 2023-2024 Approved FTE	Change FTE
Drainage Administration						
1	City Engineer	FT	0.000	0.250	0.250	0.000
2	SWMP Administrator	FT	1.000	1.000	1.000	0.000
3	Public Works Inspector	FT	0.000	0.000	0.000	0.000
4	Public Works Inspector	FT	0.000	0.000	0.000	0.000
5	Public Works Inspector	FT	0.000	0.000	0.000	0.000
6	Public Works Inspector	FT	0.000	0.000	0.000	0.000
7	Engineer	FT	0.500	0.500	0.500	0.000
8	Assistant City Engineer	FT	0.000	0.000	0.250	0.250
9	Customer Service & Billing Manager	FT	0.000	0.250	0.000	-0.250
10	Stormwater Inspector	FT	0.000	0.000	1.000	1.000
Total:			1.500	2.000	3.000	1.000
Drainage Operations						
1	Street Superintendent	FT	0.500	0.500	0.500	0.000
2	Drainage Crew Leader	FT	1.000	1.000	1.000	0.000
3	Drainage Equipment Operator	FT	0.000	0.000	0.000	0.000
4	Drainage Technician II	FT	1.000	1.000	1.000	0.000
5	Drainage Technician	FT	1.000	1.000	1.000	0.000
6	Drainage Technician	FT	1.000	1.000	1.000	0.000
7	Drainage Technician	FT	1.000	1.000	1.000	0.000
8	Drainage Technician	FT	0.000	0.000	0.000	0.000
9	Drainage Technician	FT	0.000	0.000	0.000	0.000
10	Drainage Technician	FT	0.000	0.000	0.000	0.000
11	Drainage Technician	FT	0.000	0.000	0.000	0.000
12	Community Enhancement Technician	FT	0.000	0.000	0.000	0.000
13	Community Enhancement Technician	FT	0.000	0.000	0.000	0.000
14	Public Works Inspector	FT	0.250	0.250	0.250	0.000
15	Public Works Inspector	FT	0.250	0.250	0.250	0.000
16	Public Works Inspector	FT	0.250	0.250	0.250	0.000
17	Public Works Inspector	FT	0.250	0.250	0.250	0.000
18	Management Analyst	FT	0.250	0.000	0.000	0.000
19	Drainage Foreman	FT	0.000	1.000	1.000	0.000
20	Drainage Technician	FT	0.000	1.000	1.000	0.000
Total:			6.750	8.500	8.500	0.000
TOTAL STORM DRAINAGE UTILITY FUND:			8.250	10.500	11.500	1.000

Grant Funds

		FY 2021-2022 Approved FTE	FY 2022-2023 Approved FTE	FY 2023-2024 Approved FTE	Change FTE
1	<u>Victim Services Coordinator (Unfunded in FY '21-23)</u>	<u>1.000</u>	<u>1.000</u>	<u>1.000</u>	<u>0.000</u>
2	<u>Victim Advocate I (Grant Funded)</u>	<u>1.000</u>	<u>1.000</u>	<u>1.000</u>	<u>0.000</u>
		<u>2.000</u>	<u>2.000</u>	<u>2.000</u>	<u>0.000</u>
TOTAL:		<u>305.000</u>	<u>360.000</u>	<u>395.000</u>	<u>35.000</u>



New Leased Vehicles

Approved Budget
Fiscal Year 2023-2024

City Council Budget Worksession No. 5

September 19, 2023

City of Kyle, Texas
Lease Payments - Motor Vehicles
Fiscal Year 2023 - 2024

Department	Description	New / Replacement	# of Units	Lease Rate Per Month (each)	Annual Amount	General Fund	Water Fund	Wastewater Fund	Storm Drainage Fund	Total Annual Funds
Emergency Management	Police Interceptors	New	1	1,250	\$ 15,000	\$ 15,000				\$ 15,000
Beautification Division	3/4 Ton Truck	New	2	\$ 1,500	\$ 36,000	\$ 36,000				\$ 36,000
Code Enforcment	3/4 Ton Truck	New	1	1,250	15,000	15,000				15,000
Facilities	Transit Van	New	1	700	8,400	8,400				8,400
			4			\$ 59,400	\$ -	\$ -	\$ -	\$ 59,400
Parks Operations	2500 HD Diesel 4x4 Truck	New	4	\$ 1,500	\$ 72,000	\$ 72,000				\$ 72,000
Police Operations	Police Interceptors	Replacement	9	\$ 1,500	\$ 162,000	\$ 162,000				\$ 162,000
	Police Interceptors	New	8	1,500	144,000	144,000				144,000
	Animal Control Vehicle	New	1	1,250	15,000	15,000				15,000
	Motorcycle	Replacement	3	400	14,400	14,400				14,400
	Motorcycle	New	2	400	9,600	9,600				9,600
			23			\$ 345,000	\$ -	\$ -	\$ -	\$ 345,000
Public Works - Street Maintenance	3/4 Ton Truck	New	3	\$ 1,250	\$ 45,000	\$ 22,500				\$ 22,500
Public Works - Street Construction						22,500				22,500
						\$ 45,000	\$ -	\$ -	\$ -	\$ 45,000
Public Utilities - Water Operations	F350 Truck	New	1	\$ 1,833	\$ 22,000		\$ 22,000			\$ 22,000
	Extended Cab Truck	New	2	675	16,200		16,200			16,200
	3/4 Ton Truck	New	1	1,250	15,000		15,000			15,000
			4			\$ -	\$ 53,200	\$ -	\$ -	\$ 53,200
Public Utilities - Wastewater Treatment Plant	F350 Hydraulic Truck	New	1	1,833	22,000			\$ 22,000		\$ 22,000
Public Utilities - Wastewater Operating	Extended Cab Truck	New	1	675	8,100			8,100		8,100
			2			\$ -	\$ -	\$ 30,100	\$ -	\$ 30,100
			6			\$ -	\$ 53,200	\$ 30,100	\$ -	\$ 83,300
Total Proposed New/Replacement Vehicle Leases			41			\$ 536,400	\$ 53,200	\$ 30,100	\$ -	\$ 619,700



New Non-CIP Capital (Equipment)

Approved Budget
Fiscal Year 2023-2024

City Council Budget Worksession No. 5

September 19, 2023

**City of Kyle, Texas
Non-CIP Capital Outlay by Fund/Department
Vehicles, Equipment, Furniture, and Fixtures
Fiscal Year 2023-2024**

General Fund (Fund 1100)

Fiscal Year 2023-2024				
Non-CIP Capital Item	Replacement or New	# of Units	Projected Cost/Unit	Total Cost
Emergency Management Emergency Citywide Voice-Based Siren System	New	2	\$ 61,439	\$ 122,878
Total Emergency Management				\$ 122,878

Fiscal Year 2023-2024				
Non-CIP Capital Item	Replacement or New	# of Units	Projected Cost/Unit	Total Cost
Planning Department Plotter	Replacement	1	\$ 7,000	\$ 7,000
Total Planning Department				\$ 7,000

Fiscal Year 2023-2024				
Non-CIP Capital Item	Replacement or New	# of Units	Projected Cost/Unit	Total Cost
Police Polaris Ranger Crew	New	1	\$ 31,000	\$ 31,000
Golf Cart	New	1	11,000	11,000
Total Police				\$ 42,000

Fiscal Year 2023-2024				
Non-CIP Capital Item	Replacement or New	# of Units	Projected Cost/Unit	Total Cost
Street Construction Portable Message Board	New	1	\$ 20,000	20,000
Patch Truck	New	0.5	280,000	140,000
Paver	New	1	565,000	565,000
Backhoe	New	1	170,000	170,000
Total Street Construction				\$ 895,000

City of Kyle, Texas
Non-CIP Capital Outlay by Fund/Department
Vehicles, Equipment, Furniture, and Fixtures
Fiscal Year 2023-2024

Fiscal Year 2023-2024					
Street Maintenance	Non-CIP Capital Item	Replacement or New	# of Units	Projected Cost/Unit	Total Cost
	Portable Message Board	New	1	\$ 20,000	20,000
	Patch Truck	New	0.5	280,000	140,000
	Backhoe	New	1	170,000	170,000
	Line Striper	New	2	15,000	30,000
	Trailer	New	1	25,000	25,000
Total Street Maintenance					\$ 385,000

Fiscal Year 2023-2024					
Facilities	Non-CIP Capital Item	Replacement or New	# of Units	Projected Cost/Unit	Total Cost
	26-Ft. Scissor Lift & Trailer	New	1	\$ 75,000	\$ 75,000
	Security Camera System - Library	Replacement	1	65,000	65,000
	HVAC - Library	Replacement	2	27,500	55,000
	HVAC - City Hall	Replacement	1	27,500	27,500
Total Facilities					\$ 222,500

Total General Fund **\$ 1,674,378**

**City of Kyle, Texas
Non-CIP Capital Outlay by Fund/Department
Vehicles, Equipment, Furniture, and Fixtures
Fiscal Year 2023-2024**

Water Fund (Fund 3100)

Fiscal Year 2023-2024					
Facilities	Non-CIP Capital Item	Replacement or New	# of Units	Projected Cost/Unit	Total Cost
	Condensers (Split 50/50 w/ Wastewater)	Replacement	2.5	\$ 5,000	\$ 12,500
Total Facilities					\$ 12,500

Fiscal Year 2023-2024					
Water Operations	Non-CIP Capital Item	Replacement or New	# of Units	Projected Cost/Unit	Total Cost
	Spare Variable Frequency Drive	New	1	\$ 30,000	\$ 30,000
	HACH WIMS Data System	New	0.5	40,000	20,000
Total Water Operations					\$ 50,000

Total Water Fund

\$ 62,500

**City of Kyle, Texas
Non-CIP Capital Outlay by Fund/Department
Vehicles, Equipment, Furniture, and Fixtures
Fiscal Year 2023-2024**

Wastewater Fund (Fund 3110)

Fiscal Year 2023-2024					
Facilities	Non-CIP Capital Item	Replacement or New	# of Units	Projected Cost/Unit	Total Cost
	Condensers (Split 50/50 w/ Water)	Replacement	2.5	\$ 5,000	\$ 12,500
Total Facilities					\$ 12,500

Fiscal Year 2023-2024					
Wastewater Operations	Non-CIP Capital Item	Replacement or New	# of Units	Projected Cost/Unit	Total Cost
	Confined Space Entry System	New	1	\$ 10,000	\$ 10,000
Total Wastewater Operations					\$ 10,000

Fiscal Year 2023-2024					
Wastewater Treatment Plant Operations	Non-CIP Capital Item	Replacement or New	# of Units	Projected Cost/Unit	Total Cost
	Utility Tractor w/ Grooming Mower Attachment	New	1	\$ 50,000	\$ 50,000
	HACH WIMS Data System	New	0.5	40,000	20,000
Total Wastewater Treatment Plant Operations					\$ 70,000

Total Wastewater Fund

\$ 92,500

**City of Kyle, Texas
Non-CIP Capital Outlay by Fund/Department
Vehicles, Equipment, Furniture, and Fixtures
Fiscal Year 2023-2024**

Storm Drainage Fund (Fund 3120)

Fiscal Year 2023-2024					
Drainage Utility Administration	Non-CIP Capital Item	Replacement or New	# of Units	Projected Cost/Unit	Total Cost
	Stormwater Inspection Software	New	1	\$ 10,000	\$ 10,000
	E.coli & Nutrient Reduction With Biologically Active Float Project	New	1	250,000	\$ 250,000
Total Drainage Operations					\$ 260,000

Total Storm Drainage Fund

\$ 260,000

Park Development Fund

Fiscal Year 2023-2024					
Park Improvements	Non-CIP Capital Item	Replacement or New	# of Units	Projected Cost/Unit	Total Cost
	104" Mower	New	1	\$ 32,000	\$ 32,000
	72" Exmark Mower	New	3	15,000	45,000
	Dump Trailer	New	1	15,000	15,000
	Skid Steer	New	1	150,000	150,000
	Pole Barn	New	1	40,000	40,000
	Mini Excavator	Replacement	1	50,000	50,000
Total Park Improvements					\$ 332,000

Total Park Development Fund

\$ 332,000

TOTAL ALL FUNDS

\$ 2,421,378



General Fund Summary & Line-Item Detail

Approved Budget
Fiscal Year 2023-2024

City Council Budget Worksession No. 5

September 19, 2023

**City of Kyle, Texas
Fund Summary Budget Status Report
GENERAL FUND (1100)**

	<u>Actual 2020-21</u>	<u>Actual 2021-22</u>	<u>Approved Budget 2022-23</u>	<u>Year to Date w/Encumbrance 6/30/2023</u>	<u>Current Year Estimate 2022-23</u>	<u>Council Approved Budget 2023-24</u>	<u>Approved \$ Increase(Decrease) From FY 2022-23 Approved Budget</u>	<u>Approved % Increase(Decrease) From FY 2022-23 Approved Budget</u>
BEGINNING FUND BALANCE	\$ 21,358,078	\$ 21,025,709	\$ 28,739,321	\$ 28,739,321	\$ 28,739,321	\$ 30,415,752		
REVENUE								
General Revenue								
1 Property Taxes	\$ 12,172,321	\$ 14,107,565	\$ 16,009,200	\$ 16,023,981	\$ 16,094,638	\$ 18,410,580	\$ 2,401,380	15.00%
2 Sales Taxes	11,818,057	14,680,011	15,875,000	12,010,211	16,574,480	17,498,571	1,623,571	10.23%
3 Other Taxes	76,847	2,621,372	245,000	341,834	373,554	245,000	-	0.00%
4 Gross Receipts & Franchise Fees	2,535,659	2,976,600	2,868,500	2,146,072	2,802,271	3,082,498	213,998	7.46%
5 Charges for Services	3,967,672	4,267,474	4,201,100	3,327,658	4,308,156	5,041,400	840,300	20.00%
6 Fines and Forfeitures	446,490	510,496	530,000	355,768	530,000	530,000	-	0.00%
7 Licenses, Fees and Permits	6,149	7,872	9,500	6,491	10,770	9,500	-	0.00%
8 Library Revenue	45,748	57,690	50,000	42,705	56,219	50,000	-	0.00%
9 Special Events	1,323	9,457	116,100	48,098	162,944	116,100	-	0.00%
10 Police Department Revenue	7,918	12,084	11,900	12,647	14,100	11,900	-	0.00%
11 Interest and Other	2,055,964	1,232,772	855,500	3,294,475	4,350,124	4,429,590	3,574,090	417.78%
12 PID Administration Fee	22,290	48,068	-	3,779	5,000	-	-	0.00%
Total General Revenue:	\$ 33,156,440	\$ 40,531,460	\$ 40,771,800	\$ 37,613,720	\$ 45,282,256	\$ 49,425,139	\$ 8,653,339	21.22%
Community Development Revenue								
13 Construction Inspection	\$ 5,369,200	\$ 6,991,820	\$ 6,878,500	\$ 4,074,795	\$ 7,645,194	\$ 8,199,712	\$ 1,321,212	19.21%
14 Land Use Planning & Review	1,610,652	2,970,856	2,734,100	1,676,801	2,649,027	3,239,057	504,957	18.47%
Total Community Development Revenue:	\$ 6,979,852	\$ 9,962,675	\$ 9,612,600	\$ 5,751,596	\$ 10,294,221	\$ 11,438,769	\$ 1,826,169	19.00%
Recreation Programs Revenue								
15 Recreation Program	\$ 138,228	\$ 98,786	\$ 117,500	\$ 104,748	\$ 127,243	\$ 117,500	\$ -	0.00%
16 Recreation Special Events	45,666	52,423	45,000	26,426	45,140	45,000	-	0.00%
17 Swimming Pool	14,265	14,191	43,500	10,985	25,985	43,500	-	0.00%
Total Recreation Programs Revenue:	\$ 198,159	\$ 165,401	\$ 206,000	\$ 142,159	\$ 198,368	\$ 206,000	\$ -	0.00%
TOTAL REVENUE	<u>\$ 40,334,450</u>	<u>\$ 50,659,536</u>	<u>\$ 50,590,400</u>	<u>\$ 43,507,476</u>	<u>\$ 55,774,845</u>	<u>\$ 61,069,908</u>	<u>\$ 10,479,508</u>	<u>20.71%</u>
Transfers In:								
18 Transfer In - TIRZ #2	\$ -	\$ 139,588	\$ 250,000	\$ 250,000	\$ 250,000	\$ 400,000	\$ 150,000	60.00%
19 Transfer In - Water Operating	650,000	650,000	650,000	650,000	650,000	650,000	-	0.00%
20 Transfer In - Wastewater Operating	650,000	650,000	650,000	650,000	650,000	650,000	-	0.00%
21 Transfer In - Court Security	30,500	25,000	15,000	15,000	15,000	15,000	-	0.00%
22 Transfer In - 2010 CO Bond Fund	-	-	-	-	-	-	-	0.00%
23 Transfer In - Water Reuse Feasibility	-	-	-	-	-	-	-	0.00%
24 Transfer In - Hotel Occupancy Fund	234,064	357,111	400,317	400,317	400,317	421,313	20,996	5.24%
25 Transfer In - Emergency Reserve Fund	-	-	-	-	-	-	-	0.00%
26 Transfer In - 2022 GO Bond Fund	-	-	677,002	677,002	677,002	-	(677,002)	-100.00%
27 Transfer In - Library Bldg Donation	-	-	-	-	-	-	-	0.00%
28 Transfer In - Court Technology	-	-	-	-	-	-	-	0.00%
29 Transfer In - Court Judicial Training	-	-	-	-	-	-	-	0.00%
30 Transfer In - 2014 Tax Notes Fund	-	-	-	-	-	-	-	0.00%
31 Transfer In - Transportation Fund	-	-	-	-	-	-	-	0.00%
32 Transfer In - Victims Coordinator Fund	-	-	-	-	-	-	-	0.00%
33 Transfer In - Bunton Creek PID Fund	-	-	-	-	-	-	-	0.00%
34 Transfer In - GF/CIP	2,898,500	-	-	-	-	-	-	0.00%
35 Transfer In - Train Depot Fund	1,507	-	-	-	-	-	-	0.00%
36 Transfer In - Plum Creek PH II	-	250,000	100,000	100,000	100,000	-	(100,000)	-100.00%
Total Transfer In:	\$ 4,464,571	\$ 2,071,699	\$ 2,742,319	\$ 2,742,319	\$ 2,742,319	\$ 2,136,313	\$ (606,006)	-22.10%
TOTAL REVENUE AND TRANSFERS IN:	<u>\$ 44,799,021</u>	<u>\$ 52,731,235</u>	<u>\$ 53,332,719</u>	<u>\$ 46,249,795</u>	<u>\$ 58,517,164</u>	<u>\$ 63,206,221</u>	<u>\$ 9,873,502</u>	<u>18.51%</u>

	<u>Actual 2020-21</u>	<u>Actual 2021-22</u>	<u>Approved Budget 2022-23</u>	<u>Year to Date w/Encumbrance 6/30/2023</u>	<u>Current Year Estimate 2022-23</u>	<u>Council Approved Budget 2023-24</u>	<u>Approved \$ Increase(Decrease) From FY 2022-23 Approved Budget</u>	<u>Approved % Increase(Decrease) From FY 2022-23 Approved Budget</u>
EXPENDITURES								
1 Mayor	\$ 171,179	\$ 223,150	\$ 54,012	\$ 30,876	\$ 50,293	\$ 55,550	\$ 1,538	2.85%
2 Council District 1	-	-	50,137	16,838	42,072	51,675	1,538	3.07%
3 Council District 2	-	-	50,137	20,040	50,404	51,675	1,538	3.07%
4 Council District 3	-	-	50,137	16,595	47,205	51,675	1,538	3.07%
5 Council District 4	-	-	50,137	14,608	47,137	51,675	1,538	3.07%
6 Council District 5	-	-	50,137	20,588	47,187	51,675	1,538	3.07%
7 Council District 6	-	-	50,137	16,062	47,137	51,675	1,538	3.07%
Total Mayor and Council:	<u>\$ 171,179</u>	<u>\$ 223,150</u>	<u>\$ 354,834</u>	<u>\$ 135,606</u>	<u>\$ 331,435</u>	<u>\$ 365,597</u>	<u>\$ 10,763</u>	<u>3.03%</u>
8 City Manager's Office	\$ 678,590	\$ 1,470,121	\$ 1,252,482	\$ 696,244	\$ 956,197	\$ 1,655,143	\$ 402,661	32.15%
9 City Secretary's Office	\$ 244,205	\$ 216,682	\$ 433,123	\$ 326,946	\$ 474,512	\$ 581,441	\$ 148,318	34.24%
10 Human Resources	\$ 391,569	\$ 478,677	\$ 816,960	\$ 481,357	\$ 717,417	\$ 878,492	\$ 61,532	7.53%
11 Emergency Management	\$ -	\$ -	\$ 168,036	\$ 78,805	\$ 147,979	\$ 339,992	\$ 171,956	102.33%
12 Facilities Maintenance & Operations	\$ 714,562	\$ 878,087	\$ 1,551,270	\$ 839,930	\$ 1,344,646	\$ 1,650,248	\$ 98,978	6.38%
13 Beautification Division	-	1,017,446	1,973,259	1,228,139	1,801,239	2,101,959	128,700	6.52%
14 Code Enforcement	-	-	-	-	-	433,268	433,268	0.00%
Beautification & Facilities	<u>\$ 714,562</u>	<u>\$ 1,895,532</u>	<u>\$ 3,524,529</u>	<u>\$ 2,068,069</u>	<u>\$ 3,145,884</u>	<u>\$ 4,185,475</u>	<u>\$ 660,946</u>	<u>18.75%</u>
15 Communications	\$ 395,018	\$ 430,799	\$ 587,598	\$ 375,243	\$ 573,978	\$ 732,468	\$ 144,870	24.65%
17 Information Technology Services	\$ 847,969	\$ 1,093,438	\$ 1,205,815	\$ 686,832	\$ 1,018,551	\$ 1,296,925	\$ 91,110	7.56%
18 Building Inspection Division	\$ 2,350,324	\$ 3,213,096	\$ 3,489,326	\$ 2,745,449	\$ 3,815,266	\$ 4,635,532	\$ 1,146,206	32.85%
19 Planning Division	546,789	515,758	1,350,441	975,912	1,351,925	1,435,208	84,767	6.28%
Total Planning and Community Development	<u>\$ 2,897,113</u>	<u>\$ 3,728,854</u>	<u>\$ 4,839,767</u>	<u>\$ 3,721,360</u>	<u>\$ 5,167,191</u>	<u>\$ 6,070,740</u>	<u>\$ 1,230,973</u>	<u>25.43%</u>
20 Economic Development	\$ 361,519	\$ 430,512	\$ 709,681	\$ 226,330	\$ 344,701	\$ 788,897	\$ 79,216	11.16%
Financial Services								
21 Budget & Accounting	\$ 945,503	\$ 1,144,157	\$ 1,786,827	\$ 1,049,449	\$ 1,648,965	\$ 2,412,860	\$ 626,033	35.04%
22 Municipal Court	376,193	409,126	477,327	379,049	478,134	501,969	24,642	5.16%
Total Financial Services:	<u>\$ 1,321,696</u>	<u>\$ 1,553,283</u>	<u>\$ 2,264,154</u>	<u>\$ 1,428,498</u>	<u>\$ 2,127,099</u>	<u>\$ 2,914,829</u>	<u>\$ 650,675</u>	<u>28.74%</u>
Parks and Recreation								
23 Administration	\$ 260,339	\$ 270,465	\$ 353,662	\$ 289,181	\$ 383,679	\$ 540,345	\$ 186,683	52.79%
24 Recreation Programs	496,381	609,765	782,454	626,114	930,435	1,139,613	357,159	45.65%
25 Aquatic Program	73,024	125,119	132,750	98,056	135,186	229,282	96,532	72.72%
26 Parks Maintenance & Operations	1,187,227	1,174,339	1,664,505	1,257,858	1,727,549	2,185,518	521,013	31.30%
16 Special Events	166,699	147,457	491,075	403,718	616,898	546,313	55,238	11.25%
Total Parks and Recreation:	<u>\$ 2,183,670</u>	<u>\$ 2,327,145</u>	<u>\$ 3,424,446</u>	<u>\$ 2,674,927</u>	<u>\$ 3,793,747</u>	<u>\$ 4,641,071</u>	<u>\$ 1,216,625</u>	<u>35.53%</u>
27 Library Services	\$ 784,598	\$ 842,097	\$ 1,038,325	\$ 757,403	\$ 1,005,458	\$ 1,184,552	\$ 146,227	14.08%

	<u>Actual 2020-21</u>	<u>Actual 2021-22</u>	<u>Approved Budget 2022-23</u>	<u>Year to Date w/Encumbrance 6/30/2023</u>	<u>Current Year Estimate 2022-23</u>	<u>Council Approved Budget 2023-24</u>	<u>Approved \$ Increase(Decrease) From FY 2022-23 Approved Budget</u>	<u>Approved % Increase(Decrease) From FY 2022-23 Approved Budget</u>	
Police Department									
28	Office of the Police Chief	\$ 7,632,924	\$ 8,442,985	\$ 11,946,447	\$ 7,181,348	\$ 10,094,932	\$ 1,218,649	\$ (10,727,798)	-89.80%
29	CIB - Criminal Investigations Division	\$ -	\$ -	\$ -	\$ -	\$ -	\$ 903,609	\$ 903,609	0.00%
30	CIB - Narcotics Division	-	-	-	-	-	269,765	269,765	0.00%
31	CIB - Forensics & Evidence Division	-	-	-	-	-	233,487	233,487	0.00%
32	CIB - Victim Services Division	-	-	-	-	-	182,291	182,291	0.00%
33	CIB - Crime Analysis Division	-	-	-	-	-	127,923	127,923	0.00%
	Criminal Investigations Bureau (CIB)	<u>\$ -</u>	<u>\$ -</u>	<u>\$ -</u>	<u>\$ -</u>	<u>\$ -</u>	<u>\$ 1,717,075</u>	<u>\$ 1,717,075</u>	<u>0.00%</u>
34	OB - Patrol	\$ -	\$ -	\$ -	\$ -	\$ -	\$ 8,275,457	\$ 8,275,457	0.00%
35	OB - Traffic Patrol	-	-	-	-	-	755,225	755,225	0.00%
	Operations Bureau (OB)	<u>\$ -</u>	<u>\$ -</u>	<u>\$ -</u>	<u>\$ -</u>	<u>\$ -</u>	<u>\$ 9,030,682</u>	<u>\$ 9,030,682</u>	<u>0.00%</u>
36	Administrative Services Bureau (ASB)	\$ 1,432,387	\$ 1,702,637	\$ 1,103,554	\$ 603,423	\$ 971,313	\$ 442,916	\$ (660,638)	-59.86%
37	Emergency Communications Bureau (ECB)	\$ -	\$ -	\$ 1,842,597	\$ 1,059,399	\$ 1,442,108	\$ 2,109,439	\$ 266,842	14.48%
38	Records Bureau (RB)	\$ -	\$ -	\$ -	\$ -	\$ -	\$ 551,369	\$ 551,369	0.00%
39	ESB - Professional Standards & Community Engagement Division	\$ -	\$ -	\$ -	\$ -	\$ -	\$ 776,444	\$ 776,444	0.00%
40	ESB - Training & Mental Health	-	-	-	-	-	810,186	810,186	0.00%
41	ESB - Neighborhood Services - Animal Control	-	-	-	-	-	903,089	903,089	0.00%
	Executive Services Bureau (ESB)	<u>\$ -</u>	<u>\$ -</u>	<u>\$ -</u>	<u>\$ -</u>	<u>\$ -</u>	<u>2,489,719</u>	<u>2,489,719</u>	<u>0.00%</u>
	Total Police Department:	<u>\$ 9,065,311</u>	<u>\$ 10,145,622</u>	<u>\$ 14,892,598</u>	<u>\$ 8,844,170</u>	<u>\$ 12,508,353</u>	<u>\$ 17,559,849</u>	<u>\$ 2,667,251</u>	<u>17.91%</u>
42	Emergency Medical Services (Contract)	\$ -	\$ -	\$ -	\$ -	\$ -	\$ -	\$ -	0.00%
Council Initiated Programs									
43	Audit Services	\$ -	\$ -	\$ 15,000	\$ 43,400	\$ 43,400	\$ -	\$ (15,000)	-100.00%
44	Mental Health / Behavioral Advisory Program	-	-	-	-	-	100,000	100,000	0.00%
45	Rain Barrel Program	-	-	-	-	-	25,000	25,000	0.00%
46	1st Year On Us Program	20,000	-	25,000	-	-	25,000	-	0.00%
47	Downtown High Density Development Study	-	-	-	-	-	-	-	0.00%
48	Public Transportation Program	23,620	148,468	230,000	174,272	275,000	450,000	220,000	95.65%
49	Kyle Housing Authority Loan Payoff	-	-	188,000	-	188,000	-	(188,000)	-100.00%
50	Kyle Housing Authority - Housing Repairs	-	-	75,000	86,000	75,000	-	(75,000)	-100.00%
51	Veteran's Memorial	-	-	-	-	-	-	-	0.00%
	Total Council Initiated Programs	<u>\$ 43,620</u>	<u>\$ 148,468</u>	<u>\$ 533,000</u>	<u>\$ 303,672</u>	<u>\$ 581,400</u>	<u>\$ 600,000</u>	<u>\$ 67,000</u>	<u>12.57%</u>
52	Kyle Fire Department	\$ -	\$ -	\$ -	\$ -	\$ -	\$ -	\$ -	0.00%
Public Works									
53	Street Maintenance	\$ 1,455,677	\$ 1,332,982	\$ 1,787,796	\$ 1,168,976	\$ 1,636,203	\$ 2,384,819	\$ 597,023	33.39%
54	Street Construction	2,460,755	1,621,928	1,952,567	1,131,336	1,543,563	2,830,444	877,877	44.96%
55	Solid Waste Services (Contract)	3,289,326	3,764,540	3,113,041	2,487,695	3,317,949	3,321,371	208,330	6.69%
	Total Public Works:	<u>\$ 7,205,758</u>	<u>\$ 6,719,450</u>	<u>\$ 6,853,404</u>	<u>\$ 4,788,008</u>	<u>\$ 6,497,715</u>	<u>\$ 8,536,634</u>	<u>\$ 1,683,230</u>	<u>24.56%</u>
56	Engineering Services	\$ 313,692	\$ 327,163	\$ 776,461	\$ 328,470	\$ 711,207	\$ 589,205	\$ (187,257)	-24.12%
	Departmental Total:	<u>\$ 27,620,069</u>	<u>\$ 32,030,993</u>	<u>\$ 43,675,213</u>	<u>\$ 27,921,941</u>	<u>\$ 40,102,823</u>	<u>\$ 52,921,309</u>	<u>\$ 9,246,096</u>	<u>21.17%</u>

	Actual 2020-21	Actual 2021-22	Approved Budget 2022-23	Year to Date w/Encumbrance 6/30/2023	Current Year Estimate 2022-23	Council Approved Budget 2023-24	Approved \$ Increase(Decrease) From FY 2022-23 Approved Budget	Approved % Increase(Decrease) From FY 2022-23 Approved Budget
Non Departmental								
57 Pay Parity (Civil Service)	\$ -	\$ -	\$ -	\$ -	\$ -	\$ -	\$ -	0.00%
58 Pay Parity (Non-Civil Service)	-	-	300,000	-	-	307,813	7,813	2.60%
59 Vacation Leave - Accrual	-	-	-	-	-	-	-	0.00%
60 Sick Leave - Accrual	-	-	-	-	-	-	-	0.00%
61 Workers Compensation	97,563	114,818	157,703	198,487	198,487	200,203	42,500	26.95%
62 State Unemployment Taxes	-	-	-	-	-	-	-	0.00%
63 Health Insurance Adjustment	(472)	6,661	5,000	8,902	8,902	83,550	78,550	1571.00%
64 Tuition Reimbursement	1,000	1,145	10,000	1,000	10,000	10,000	-	0.00%
65 Legal Services	-	-	-	-	-	-	-	0.00%
66 Insurance & Bonds	216,329	229,803	263,800	245,823	245,823	263,800	-	0.00%
67 Services - KAYAC	-	-	10,000	-	10,000	10,000	-	0.00%
68 Services - Household Hazardous Waste (San Marcos)	-	-	18,000	-	18,000	18,000	-	0.00%
69 COVID-19 (CRF-Grant Reimbursement)	(15,904)	-	-	-	-	-	-	0.00%
Total Non Departmental	\$ 298,516	\$ 352,427	\$ 764,503	\$ 454,212	\$ 491,212	\$ 893,366	\$ 128,863	16.86%
Economic Incentive Program								
70 Seton 380 Developer Agrmnt (ST)	\$ 541,847	\$ 572,353	\$ 565,000	\$ 460,992	\$ 640,000	\$ 590,000	\$ 25,000	4.42%
71 DDR DB 380 Developer Agrmnt (ST)	341,443	389,124	481,900	296,119	425,000	481,900	-	0.00%
72 RR HPI Developer Agrmnt (PT)	72,171	91,851	85,000	176,401	176,401	255,000	170,000	200.00%
73 Majestic Kyle, LLC Economic Dev Incentive Agrmnt (PT)	106,530	-	125,000	-	-	125,000	-	0.00%
74 ENF Technology LLC Economic Dev Incentive Agrmnt (PT)	-	-	175,000	105,743	105,744	225,000	50,000	28.57%
75 Costco Economic Dev Incentive Agrmnt (ST)	-	-	150,000	-	-	300,000	150,000	100.00%
Total Economic Incentive Program	\$ 1,061,990	\$ 1,053,328	\$ 1,581,900	\$ 1,039,255	\$ 1,347,145	\$ 1,976,900	\$ 395,000	24.97%
TOTAL EXPENDITURES:	\$ 28,980,575	\$ 33,436,748	\$ 46,021,616	\$ 29,415,408	\$ 41,941,180	\$ 55,791,575	\$ 9,769,959	21.23%
TRANSFERS OUT:								
76 Interfund Transfers Out	\$ -	\$ -	\$ -	\$ -	\$ -	\$ -	\$ -	0.00%
77 Transfer Out - CIP	-	-	-	-	-	-	-	0.00%
78 Transfer Out - OPEB Fund	-	-	-	-	-	-	-	0.00%
79 Transfer Out - Transportation Fund	1,500,000	-	-	-	-	-	-	0.00%
80 Transfer Out - Emergency Reserve Fund	-	-	-	-	-	-	-	0.00%
81 Transfer Out - Health Benefits Trust Fund	-	200,000	-	-	-	-	-	0.00%
82 Transfer Out - Grant Fund	-	-	-	-	-	-	-	0.00%
83 Transfer Out - Victims Coordinator Match	-	18,617	18,617	49,384	49,384	22,500	3,883	20.86%
84 Transfer Out - Juvenile Justice Match	-	-	-	-	-	-	-	0.00%
85 Transfer Out - G/F CIP Projects	2,700,000	6,026,462	4,804,152	4,804,152	4,804,152	13,965,561	9,161,409	190.70%
86 Transfer Out - G/F CIP (Downtown Mixed-Use Bldg & City	2,500,000	-	7,100,000	7,100,000	7,100,000	-	(7,100,000)	-100.00%
87 Transfer Out - Water Utility Fund	-	-	-	-	-	-	-	0.00%
88 Transfer Out - Park Development Fund	-	-	-	-	-	-	-	0.00%

	<u>Actual 2020-21</u>	<u>Actual 2021-22</u>	<u>Approved Budget 2022-23</u>	<u>Year to Date w/Encumbrance 6/30/2023</u>	<u>Current Year Estimate 2022-23</u>	<u>Council Approved Budget 2023-24</u>	<u>Approved \$ Increase(Decrease) From FY 2022-23 Approved Budget</u>	<u>Approved % Increase(Decrease) From FY 2022-23 Approved Budget</u>
89 Transfer Out - 2015 GO Bond Fund	-	-	-	-	-	-	-	0.00%
90 Transfer Out - 2020 CO Bond Fund	-	-	-	-	-	-	-	0.00%
91 Transfer Out - 2022 GO Road Bond Fund	3,500,000	350,000	-	-	-	-	-	0.00%
92 Transfer Out - 2020 GO Bond Fund	-	-	677,002	677,002	677,002	-	(677,002)	-100.00%
93 Transfer Out - TIRZ #1 M&O	-	-	971,700	971,700	971,700	971,700	-	0.00%
94 Transfer Out - TIRZ #2 M&O	404,903	343,369	912,100	597,313	597,313	872,959	(39,141)	-4.29%
95 Transfer Out - TIRZ #3 M&O	-	-	1	1	1	1	-	0.00%
96 Transfer Out - Heroes Memorial Fund	6,023,000	438,030	440,000	440,000	440,000	-	(440,000)	-100.00%
97 Transfer Out - Central Park & Trails	-	-	260,000	260,000	260,000	-	(260,000)	-100.00%
98 Transfer Out - Bunton Creek PID Fund	21,614	-	-	-	-	-	-	0.00%
99 Transfer Out - Storm Drainage Fund	-	525,000	-	-	-	-	-	0.00%
TOTAL TRANSFERS OUT:	\$ 16,649,518	\$ 7,901,478	\$ 15,183,572	\$ 14,899,552	\$ 14,899,552	\$ 15,832,721	\$ 649,149	4.28%
TOTAL EXPENDITURES & TRANSFERS OUT	\$ 45,630,092	\$ 41,338,226	\$ 61,205,188	\$ 44,314,960	\$ 56,840,733	\$ 71,624,296	\$ 10,419,109	17.02%
TOTAL REVENUE & TRANSFERS-IN IN EXCESS (DEFICIT) OVER EXPENDITURES	\$ (831,072)	\$ 11,393,009	\$ (7,872,469)	\$ 1,934,834.85	\$ 1,676,431	\$ (8,418,076)		
AUDIT ADJUSTMENT	\$ 498,703	\$ (3,679,397)						
ESTIMATED ENDING FUND BALANCE	\$ 21,025,709	\$ 28,739,321	\$ 20,866,852	\$ 30,674,155	\$ 30,415,752	\$ 21,997,676		

**City of Kyle, Texas
Fund Summary Budget Status Report
GENERAL FUND (1100)**

	<u>Actual 2020-21</u>	<u>Actual 2021-22</u>	<u>Approved Budget 2022-23</u>	<u>Year to Date w/Encumbrance 6/30/2023</u>	<u>Current Year Estimate 2022-23</u>	<u>Council Approved Budget 2023-24</u>	<u>Approved \$ Increase(Decrease) From FY 2022-23 Approved Budget</u>	<u>Approved % Increase(Decrease) From FY 2022-23 Approved Budget</u>
BEGINNING FUND BALANCE	21,358,078	21,025,709	\$ 28,739,321	\$ 28,739,321	\$ 28,739,321	\$ 30,415,752		
REVENUE:								
GENERAL REVENUE								
Line No.	Property Taxes							
1	Property Taxes - Current	\$ 12,021,424	\$ 13,982,196	\$ 15,874,200	\$ 15,915,758	\$ 15,965,758	\$ 18,255,330	\$ 2,381,130 15.00%
2	Property Taxes - Delinquent	67,478	9,585	50,000	334	10,000	57,500	7,500 15.00%
3	Property Taxes - Rollbacks	21,831	58,671	35,000	70,009	75,000	40,250	5,250 15.00%
4	Property Taxes - P & I	61,588	57,112	50,000	37,880	43,880	57,500	7,500 15.00%
	Total Property Taxes	<u>\$ 12,172,321</u>	<u>\$ 14,107,565</u>	<u>\$ 16,009,200</u>	<u>\$ 16,023,981</u>	<u>\$ 16,094,638</u>	<u>\$ 18,410,580</u>	<u>\$ 2,401,380 15.00%</u>
Sales and Use Tax								
5	City Sales Tax	\$ 7,882,644	\$ 9,791,567	\$ 10,636,250	\$ 8,010,811	\$ 11,076,997	\$ 11,724,043	\$ 1,087,793 10.23%
6	Sales Tax (Prop Tax Reduction)	3,935,413	4,888,444	5,238,750	3,999,400	5,497,483	5,774,528	535,778 10.23%
	Total Sales and Use Tax	<u>\$ 11,818,057</u>	<u>\$ 14,680,011</u>	<u>\$ 15,875,000</u>	<u>\$ 12,010,211</u>	<u>\$ 16,574,480</u>	<u>\$ 17,498,571</u>	<u>\$ 1,623,571 10.23%</u>
Other Taxes								
7	Mixed Beverage (Liquor) Tax	\$ 34,009	\$ 54,515	\$ 55,000	\$ 43,883	\$ 58,511	\$ 55,000	\$ - 0.00%
8	Mixed Bev Sales Tax	42,838	66,857	65,000	51,275	68,367	65,000	- 0.00%
9	Payment in Lieu of Taxes (PILOT)	-	2,500,000	125,000	246,676	246,676	125,000	- 0.00%
	Total Other Taxes	<u>\$ 76,847</u>	<u>\$ 2,621,372</u>	<u>\$ 245,000</u>	<u>\$ 341,834</u>	<u>\$ 373,554</u>	<u>\$ 245,000</u>	<u>\$ - 0.00%</u>
	Total All Taxes	<u>\$ 24,067,225</u>	<u>\$ 31,408,948</u>	<u>\$ 32,129,200</u>	<u>\$ 28,376,027</u>	<u>\$ 33,042,672</u>	<u>\$ 36,154,151</u>	<u>\$ 4,024,951 12.53%</u>
Gross Receipts & Franchise Fees								
10	Pedernales Electric	\$ 1,430,089	\$ 1,667,029	\$ 1,500,000	\$ 1,024,388	\$ 1,365,850	\$ 1,502,435	\$ 2,435 0.16%
11	Gas Co-Ctrpnt/Entex/TX Gas Svc	123,932	149,284	150,000	188,497	188,497	207,347	57,347 38.23%
12	Time Warner Cable Franchise	364,465	388,890	425,000	277,141	369,521	406,473	(18,527) -4.36%
13	Ambulance Service Franchise	2,137	2,262	2,500	355	2,500	2,750	250 10.00%
14	Taxi Service Franchise	-	-	-	-	-	-	- 0.00%
15	Verizon SW Access Fees	9,208	3,801	5,000	2,514	5,000	5,500	500 10.00%
16	Time Warner Access Fees	-	-	-	-	-	-	- 0.00%
17	Other Access Fees	22,193	16,228	10,000	16,872	22,496	24,745	14,745 147.45%
18	Trash Franchise - Res.	340,744	366,683	376,000	280,201	373,602	410,962	34,962 9.30%
19	Trash Franchise - Compl.	242,892	382,422	400,000	356,104	474,805	522,286	122,286 30.57%
	Total Gross Receipts & Franchise Fees	<u>\$ 2,535,659</u>	<u>\$ 2,976,600</u>	<u>\$ 2,868,500</u>	<u>\$ 2,146,072</u>	<u>\$ 2,802,271</u>	<u>\$ 3,082,498</u>	<u>\$ 213,998 7.46%</u>
Charges for Services								
20	Refuse Charges - Residential	\$ 3,438,534	\$ 3,663,140	\$ 3,621,100	\$ 2,800,647	\$ 3,734,195	\$ 4,405,700	\$ 784,600 21.67%
21	Refuse Charges - Commercial	-	-	-	-	-	-	- 0.00%
22	Refuse Collection - Penalty	92,985	164,549	150,000	212,285	150,000	150,000	- 0.00%
23	Refuse Reconnect Fee	-	-	-	-	-	-	- 0.00%
24	Miscellaneous Revenue	19,006	18,738	5,000	506	5,000	5,000	- 0.00%
25	Billable City Work Revenue	-	-	-	-	-	-	- 0.00%
26	Notary and Recording Fees	-	-	-	-	-	-	- 0.00%
27	Solid Waste Administration Fee	401,012	420,771	425,000	314,192	418,922	480,700	55,700 13.11%
28	Refuse Service Charges	16,135	199	-	(9)	-	-	- 0.00%
29	Refuse Transfer Fee	-	76	-	38	38	-	- 0.00%
	Total Charges for Services	<u>\$ 3,967,672</u>	<u>\$ 4,267,474</u>	<u>\$ 4,201,100</u>	<u>\$ 3,327,658</u>	<u>\$ 4,308,156</u>	<u>\$ 5,041,400</u>	<u>\$ 840,300 20.00%</u>

	Actual 2020-21	Actual 2021-22	Approved Budget 2022-23	Year to Date w/Encumbrance 6/30/2023	Current Year Estimate 2022-23	Council Approved Budget 2023-24	Approved \$ Increase(Decrease) From FY 2022-23 Approved Budget	Approved % Increase(Decrease) From FY 2022-23 Approved Budget
Fines and Forfeitures								
30	\$ 425,820	\$ 479,143	\$ 470,000	\$ 331,236	\$ 470,000	\$ 470,000	\$ -	0.00%
31	15,896	26,040	50,000	20,810	50,000	50,000	-	0.00%
32	-	-	-	-	-	-	-	0.00%
33	-	-	-	-	-	-	-	0.00%
34	-	-	-	-	-	-	-	0.00%
35	4,775	5,313	10,000	3,723	10,000	10,000	-	0.00%
Total Fines and Forfeitures	\$ 446,490	\$ 510,496	\$ 530,000	\$ 355,768	\$ 530,000	\$ 530,000	\$ -	0.00%
Licenses, Fees and Permits								
36	\$ 3,248	\$ 6,830	\$ 5,000	\$ 3,701	\$ 5,000	\$ 5,000	\$ -	0.00%
37	191	508	1,000	64	1,000	1,000	-	0.00%
38	-	-	-	-	-	-	-	0.00%
39	-	-	-	2,270	2,270	-	-	0.00%
40	711	534	2,000	457	1,000	2,000	-	0.00%
41	-	-	-	-	-	-	-	0.00%
42	2,000	-	1,500	-	1,500	1,500	-	0.00%
Total Licenses, Fees and Permits	\$ 6,149	\$ 7,872	\$ 9,500	\$ 6,491	\$ 10,770	\$ 9,500	\$ -	0.00%
Library Revenue								
43	\$ -	\$ -	\$ -	-	\$ -	\$ -	\$ -	0.00%
44	6,157	15,020	8,000	11,365	15,153	8,000	-	0.00%
45	301	1,252	1,500	1,049	1,399	1,500	-	0.00%
46	1,234	543	1,500	34	500	1,500	-	0.00%
47	2,572	4,802	3,000	3,132	3,000	3,000	-	0.00%
48	483	1,033	1,000	876	1,167	1,000	-	0.00%
49	-	40	-	-	-	-	-	0.00%
50	35,000	35,000	35,000	26,250	35,000	35,000	-	0.00%
51	-	-	-	-	-	-	-	0.00%
Total Library Revenue	\$ 45,748	\$ 57,690	\$ 50,000	\$ 42,705	\$ 56,219	\$ 50,000	\$ -	0.00%
Special Events								
52	\$ -	\$ -	\$ -	-	\$ -	\$ -	\$ -	0.00%
53	-	-	-	-	-	-	-	0.00%
54	-	140	-	46,844	46,844	-	-	0.00%
55	(849)	3,501	100,000	650	100,000	100,000	-	0.00%
56	-	-	15,000	-	15,000	15,000	-	0.00%
57	2,170	5,816	1,000	604	1,000	1,000	-	0.00%
58	3	-	100	-	100	100	-	0.00%
Total Special Events Revenue	\$ 1,323	\$ 9,457	\$ 116,100	\$ 48,098	\$ 162,944	\$ 116,100	\$ -	0.00%
Police Department Revenue								
59	\$ 7,605	\$ 11,624	\$ 10,000	\$ 12,059	\$ 13,500	\$ 10,000	\$ -	0.00%
60	-	-	1,500	-	-	1,500	-	0.00%
61	313	460	400	588	600	400	-	0.00%
Total Police Department Revenue	\$ 7,918	\$ 12,084	\$ 11,900	\$ 12,647	\$ 14,100	\$ 11,900	\$ -	0.00%
Interest and Other								
62	\$ -	\$ -	\$ 3,000	-	\$ 3,000	\$ 3,000	\$ -	0.00%
63	-	-	-	-	-	-	-	0.00%
64	5,093	22,213	-	13,634	13,634	-	-	0.00%
65	2,000	2,000	2,000	2,000	2,000	2,000	-	0.00%
66	250,505	949,992	600,000	3,039,386	4,052,515	4,174,090	3,574,090	595.68%
67	-	-	-	-	-	-	-	0.00%
68	-	-	-	-	-	-	-	0.00%
69	-	-	-	-	-	-	-	0.00%
70	-	-	-	-	-	-	-	0.00%
71	-	-	-	-	-	-	-	0.00%
72	108,777	477	-	2,048	2,048	-	-	0.00%
73	-	-	-	-	-	-	-	0.00%
74	1,350,000	46,800	-	16,272	-	-	-	0.00%

	Actual 2020-21	Actual 2021-22	Approved Budget 2022-23	Year to Date w/Encumbrance 6/30/2023	Current Year Estimate 2022-23	Council Approved Budget 2023-24	Approved \$ Increase(Decrease) From FY 2022-23 Approved Budget	Approved % Increase(Decrease) From FY 2022-23 Approved Budget
75 Refunds and Reimbursement	339,381	191,629	250,000	194,392	250,000	250,000	-	0.00%
76 Refunds & Reimb - FEMA	-	-	-	-	-	-	-	0.00%
77 Open Record Charges	-	213	-	427	427	-	-	0.00%
78 Election Services/Recount Fees	-	-	-	-	-	-	-	0.00%
79 Street Closure	158	315	500	315	500	500	-	0.00%
80 Donations - Unrestricted	-	-	-	1,000	1,000	-	-	0.00%
81 Donations - Public Safety	-	-	-	-	-	-	-	0.00%
82 Donations - Parks	-	14,133	-	25,000	25,000	-	-	0.00%
83 Donations - Other Restricted	-	-	-	-	-	-	-	0.00%
84 Library Donation - Thrift Shop	-	5,000	-	-	-	-	-	0.00%
85 Library Donations/Contribution	50	-	-	-	-	-	-	0.00%
Total Interest and Other	\$ 2,055,964	\$ 1,232,772	\$ 855,500	\$ 3,294,475	\$ 4,350,124	\$ 4,429,590	\$ 3,574,090	417.78%
PID Contributions								
86 PID Administrative Fee	\$ 22,290	\$ 48,068	\$ -	\$ 3,779	\$ 5,000	\$ -	\$ -	0.00%
Total PID Contributions	\$ 22,290	\$ 48,068	\$ -	\$ 3,779	\$ 5,000	\$ -	\$ -	0.00%
TOTAL GENERAL REVENUE	\$ 33,156,440	\$ 40,531,460	\$ 40,771,800	\$ 37,613,720	\$ 45,282,256	\$ 49,425,139	\$ 8,653,339	21.22%
COMMUNITY DEVELOPMENT REVENUE								
Construction Inspection								
87 Bldg Permit/Inspection Fees	\$ 5,005,684	\$ 6,512,671	\$ 6,500,000	\$ 3,639,924	\$ 7,098,811	\$ 7,737,704	\$ 1,237,704	19.04%
88 Electrical Permits/Inspections	-	-	-	-	-	-	-	0.00%
89 Plumbing Permits/Inspections	-	-	-	-	-	-	-	0.00%
90 Re-Inspections	888	1,332	5,000	888	1,184	968	(4,032)	-80.64%
91 Fire Permits/Inspection Fees	227,533	212,281	250,000	135,306	200,000	272,500	22,500	9.00%
92 Pipeline Permit Application Fee	-	-	-	-	-	-	-	0.00%
93 Remodeling	-	-	-	-	-	-	-	0.00%
94 Swimming Pool	-	-	-	-	-	-	-	0.00%
95 Miscellaneous Building Revenue	9,161	2,741	3,500	38	1,000	3,815	315	9.00%
96 Electronic Pmt Processing Fee	101,989	236,283	100,000	126,992	169,323	158,882	58,882	58.88%
Total Construction Inspection:	\$ 5,345,253	\$ 6,965,309	\$ 6,858,500	\$ 3,903,148	\$ 7,470,318	\$ 8,173,869	\$ 1,315,369	19.18%
Other Inspection								
97 Sign Permits	\$ 21,125	\$ 24,057	\$ 15,000	\$ 169,876	\$ 169,876	\$ 20,393	\$ 5,393	35.95%
98 House Moving	-	-	-	-	-	-	-	0.00%
99 Contractor License	2,821	2,454	5,000	1,771	5,000	5,450	450	9.00%
Total Other Inspection:	\$ 23,946	\$ 26,511	\$ 20,000	\$ 171,647	\$ 174,876	\$ 25,843	\$ 5,843	29.22%
Land Use Planning & Review								
100 Construction Review Fee	\$ 736,212	\$ 1,390,210	\$ 1,300,000	\$ 736,511	\$ 1,300,000	\$ 1,651,709	\$ 351,709	27.05%
101 Land Use Planning and Review	76,509	106,691	75,000	51,870	69,160	63,598	(11,402)	-15.20%
102 Plat Fees	92,929	116,873	75,000	33,488	44,651	35,008	(39,992)	-53.32%
103 Dev. Review Rev. Engineering	-	-	-	-	-	-	-	0.00%
104 Variance Fee	-	-	1,000	428	1,000	1,090	90	9.00%
105 Zoning Fees	14,550	17,202	15,000	8,725	11,633	11,832	(3,168)	-21.12%
106 2% Construction Inspection Fee	630,646	1,178,576	1,200,000	831,875	1,200,000	1,400,266	200,266	16.69%
107 Site Filling/Grading Permit	-	-	-	-	-	-	-	0.00%
108 Conditional Use Permit	963	2,663	2,000	862	1,149	1,252	(748)	-37.39%
109 Map Revenue	-	-	100	-	-	-	(100)	-100.00%
110 Newspaper Publication Fee	5,897	4,945	5,000	2,663	3,551	3,870	(1,130)	-22.60%

	Actual 2020-21	Actual 2021-22	Approved Budget 2022-23	Year to Date w/Encumbrance 6/30/2023	Current Year Estimate 2022-23	Council Approved Budget 2023-24	Approved \$ Increase(Decrease) From FY 2022-23 Approved Budget	Approved % Increase(Decrease) From FY 2022-23 Approved Budget
111 Fire Department Review Fee	8,100	13,150	5,000	8,162	10,883	9,392	4,392	87.83%
112 Road Fee	-	-	-	-	-	-	-	0.00%
113 Voluntary Annexation	5,100	4,250	5,000	850	5,000	5,450	450	9.00%
114 Review Fee - TIA	-	-	-	-	-	-	-	0.00%
115 PID Application Fee	37,062	135,000	50,000	-	-	54,500	4,500	9.00%
116 Development Agreement Review Fee	-	-	-	-	-	-	-	0.00%
117 Sign Notice Fee	2,684	1,295	1,000	1,368	2,000	1,090	90	9.00%
118 Electronic Pmt Processing Fee	-	-	-	-	-	-	-	0.00%
119 Permit Fee Waivers for Small Businesses	-	-	-	-	-	-	-	0.00%
Total Land Use Planning & Review:	\$ 1,610,652	\$ 2,970,856	\$ 2,734,100	\$ 1,676,801	\$ 2,649,027	\$ 3,239,057	\$ 504,957	18.47%
TOTAL COMMUNITY DEVELOPMENT REVENUE	\$ 6,979,852	\$ 9,962,675	\$ 9,612,600	\$ 5,751,596	\$ 10,294,221	\$ 11,438,769	\$ 1,826,169	19.00%
RECREATION PROGRAM REVENUE								
Recreation Program								
119 Recreation Classes	\$ -	\$ 475	\$ 500	\$ 527	\$ 2,000	\$ 500	\$ -	0.00%
120 Summer Camp Fees	128,546	93,613	100,000	81,373	100,000	100,000	-	0.00%
121 Recreation Sport Leagues	8,375	4,265	10,000	18,243	18,243	10,000	-	0.00%
122 Red Cross Classes	-	-	1,000	-	1,000	1,000	-	0.00%
123 Instructor Programs	737	327	5,000	4,606	5,000	5,000	-	0.00%
124 Office Point of Purchase Sales	569	107	1,000	-	1,000	1,000	-	0.00%
Total Recreation Program:	\$ 138,228	\$ 98,786	\$ 117,500	\$ 104,748	\$ 127,243	\$ 117,500	\$ -	0.00%
Recreation Special Events								
125 July 4th	\$ 6,500	\$ 500	\$ 5,000	-	\$ 5,000	\$ 5,000	\$ -	0.00%
126 Movies/Festivals	3,335	7,037	5,000	1,624	5,000	5,000	-	0.00%
127 Hooked on Fishing	1,001	-	2,500	150	2,500	2,500	-	0.00%
128 Santa/Christmas	1,600	2,620	1,500	1,260	1,260	1,500	-	0.00%
129 Market Days	6,390	9,790	6,500	6,195	6,500	6,500	-	0.00%
130 Easter Income	315	850	500	2,605	500	500	-	0.00%
131 Polar Bear Revenue	330	1,707	500	880	880	500	-	0.00%
132 Advertising Income	3,500	4,089	3,500	120	3,500	3,500	-	0.00%
133 Building/Park Rentals	22,695	25,830	20,000	13,592	20,000	20,000	-	0.00%
Total Recreation Special Events:	\$ 45,666	\$ 52,423	\$ 45,000	\$ 26,426	\$ 45,140	\$ 45,000	\$ -	0.00%
Swimming Pool								
134 Annual Passes	\$ 800	\$ -	\$ 1,000	-	\$ -	\$ 1,000	\$ -	0.00%
135 Special Event Rentals	4,090	4,071	5,000	8,716	8,716	5,000	-	0.00%
136 Daily Fees	5,555	5,280	20,000	2,269	2,269	20,000	-	0.00%
137 Swim Lessons	3,340	-	15,000	-	15,000	15,000	-	0.00%
138 Swim Team	480	4,840	2,500	-	-	2,500	-	0.00%
Total Swimming Pool	\$ 14,265	\$ 14,191	\$ 43,500	\$ 10,985	\$ 25,985	\$ 43,500	\$ -	0.00%
TOTAL RECREATION PROGRAM REVENUE	\$ 198,159	\$ 165,401	\$ 206,000	\$ 142,159	\$ 198,368	\$ 206,000	\$ -	0.00%
TOTAL REVENUE	\$ 40,334,450	\$ 50,659,536	\$ 50,590,400	\$ 43,507,476	\$ 55,774,845	\$ 61,069,908	\$ 10,479,508	20.71%

	<u>Actual 2020-21</u>	<u>Actual 2021-22</u>	<u>Approved Budget 2022-23</u>	<u>Year to Date w/Encumbrance 6/30/2023</u>	<u>Current Year Estimate 2022-23</u>	<u>Council Approved Budget 2023-24</u>	<u>Approved \$ Increase(Decrease) From FY 2022-23 Approved Budget</u>	<u>Approved % Increase(Decrease) From FY 2022-23 Approved Budget</u>
TRANSFERS IN								
139	\$ -	\$ -	\$ -		\$ -	\$ -	\$ -	0.00%
140	-	-	-		-	-	-	0.00%
141	-	-	-		-	-	-	0.00%
142	-	139,588	250,000	250,000	250,000	400,000	150,000	60.00%
143	-	-	-		-	-	-	0.00%
144	650,000	650,000	650,000	650,000	650,000	650,000	-	0.00%
145	650,000	650,000	650,000	650,000	650,000	650,000	-	0.00%
146	30,500	25,000	15,000	15,000	15,000	15,000	-	0.00%
147	-	-	-		-	-	-	0.00%
148	-	-	-		-	-	-	0.00%
149	-	-	-		-	-	-	0.00%
150	234,064	357,111	400,317	400,317	400,317	421,313	20,996	5.24%
151	-	-	-		-	-	-	0.00%
152	-	-	677,002	677,002	677,002	-	(677,002)	-100.00%
153	2,898,500	-	-		-	-	-	0.00%
154	1,507	-	-		-	-	-	0.00%
155	-	250,000	100,000	100,000	100,000	-	(100,000)	-100.00%
TOTAL TRANSFERS IN	\$ 4,464,571	\$ 2,071,699	\$ 2,742,319	\$ 2,742,319	\$ 2,742,319	\$ 2,136,313	\$ (606,006)	-22.10%
TOTAL REVENUE AND TRANSFERS IN:	\$ 44,799,021	\$ 52,731,235	\$ 53,332,719	\$ 46,249,795	\$ 58,517,164	\$ 63,206,221	\$ 9,873,502	18.51%

		Actual 2020-21	Actual 2021-22	Approved Budget 2022-23	Year to Date w/Encumbrance 6/30/2023	Current Year Estimate 2022-23	Council Approved Budget 2023-24	Approved \$ Increase(Decrease) From FY 2022-23 Approved Budget	Approved % Increase(Decrease) From FY 2022-23 Approved Budget
EXPENDITURES:									
Line No. MAYOR									
1	Regular Part Time Wages	\$ -	\$ -	\$ -		\$ -	\$ -	\$ -	0.00%
2	Temporary/Seasonal Wages	87,600	85,600	15,600	10,400	15,600	15,600	-	0.00%
3	Council Expense Stipend	-	-	6,000	4,500	6,000	6,000	-	0.00%
4	FICA/Social Security	6,503	6,548	1,652	1,140	1,652	1,652	-	0.00%
5	Workers Compensation	-	-	-	-	-	-	-	0.00%
6	State Unemployment Taxes	-	-	9	-	9	9	-	0.00%
1. Personnel		\$ 94,103	\$ 92,148	\$ 23,261	\$ 16,040	\$ 23,261	\$ 23,261	\$ -	0.00%
7	Dry Cleaning/Uniform Cleaning Services	\$ -	\$ -	\$ -	\$ 191	\$ 191	\$ -	\$ -	0.00%
8	Travel - City Council	32,213	50,113	5,000	3,888	4,025	5,250	250	5.00%
9	Travel - P & Z Commission	850	4,291	-	-	-	-	-	0.00%
10	Travel - Training & Conferences	-	264	-	975	975	-	-	0.00%
11	Mileage - Reimbursement	-	355	3,510	-	510	3,686	176	5.00%
12	Travel - Tolls & Parking	-	20	-	-	-	-	-	0.00%
13	Community / Civic Events	-	-	-	-	-	-	-	0.00%
14	Memberships and Dues	3,334	-	5,000	3,379	3,379	5,250	250	5.00%
15	Subscription and Books	76	155	2,400	561	561	2,520	120	5.00%
16	Wireless Data Services	-	-	-	-	-	-	-	0.00%
17	Other Equip Maint/Repair	241	-	-	-	-	-	-	0.00%
18	Legal Services	7,928	22,402	5,000	1,644	5,000	5,250	250	5.00%
19	Engineering Services	-	-	-	-	-	-	-	0.00%
20	Audit Services	-	30,000	-	-	-	-	-	0.00%
21	Advertising	-	-	-	-	-	-	-	0.00%
22	Public Notices	-	-	-	-	-	-	-	0.00%
23	Election Services	-	-	-	-	-	-	-	0.00%
24	Financial Consulting Services	-	-	-	-	-	-	-	0.00%
25	Community & Public Relations Sponsorship	-	1,000	-	150	150	-	-	0.00%
26	Other Contract Services	-	1	-	-	-	-	-	0.00%
27	IT Software/System Fees	-	-	-	-	-	-	-	0.00%
28	Services - KAYAC	-	-	-	-	-	-	-	0.00%
29	Emergency - Flood/Storm	3,589	-	-	-	-	-	-	0.00%
30	COVID-19	-	-	-	-	-	-	-	0.00%
31	Services - Consulting	-	-	-	-	-	-	-	0.00%
32	Services - Facilitator	5,800	-	-	-	-	-	-	0.00%
33	Rename Veterans Dr	876	-	-	-	-	-	-	0.00%
2. Contractual Services		\$ 54,906	\$ 108,601	\$ 20,910	\$ 10,788	\$ 14,791	\$ 21,956	\$ 1,046	5.00%
34	City Logo / Apparel	\$ 716	\$ 359	\$ 500		\$ 500	\$ 525	\$ 25	5.00%
35	General Office Supplies	571	1,074	1,741	12	1,741	1,828	87	5.00%
36	Postage	-	-	-	-	-	-	-	0.00%
37	Awards, Plaques & Badges	808	-	-	-	-	-	-	0.00%
38	City Sponsored Event Supplies	247	1,911	2,500	456	2,500	2,625	125	5.00%
39	Election Supplies	-	-	-	-	-	-	-	0.00%
40	Food/Meals	10,352	14,677	3,600	3,580	6,000	3,780	180	5.00%
41	Miscellaneous Supplies	-	-	-	-	-	-	-	0.00%
42	Computer Hardware	8,092	969	1,500	-	1,500	1,575	75	5.00%
43	Pet Supplies	66	-	-	-	-	-	-	0.00%
44	Fuel	1,319	3,411	-	-	-	-	-	0.00%
3. Commodities		\$ 22,170	\$ 22,401	\$ 9,841	\$ 4,048	\$ 12,241	\$ 10,333	\$ 492	5.00%
Total Mayor		\$ 171,179	\$ 223,150	\$ 54,012	\$ 30,876	\$ 50,293	\$ 55,550	\$ 1,538	2.85%

		Actual 2020-21	Actual 2021-22	Approved Budget 2022-23	Year to Date w/Encumbrance 6/30/2023	Current Year Estimate 2022-23	Council Approved Budget 2023-24	Approved \$ Increase(Decrease) From FY 2022-23 Approved Budget	Approved % Increase(Decrease) From FY 2022-23 Approved Budget
EXPENDITURES:									
Line No. COUNCIL DISTRICT 1									
1	Regular Part Time Wages	\$ -	\$ -	\$ -	\$ -	\$ -	\$ -	\$ -	0.00%
2	Temporary/Seasonal Wages	-	-	12,000	5,500	8,500	12,000	-	0.00%
3	Council Expense Stipend	-	-	6,000	2,750	4,250	6,000	-	0.00%
4	FICA/Social Security	-	-	1,377	631	975	1,377	-	0.00%
5	Workers Compensation	-	-	-	-	-	-	-	0.00%
6	State Unemployment Taxes	-	-	9	-	-	9	-	0.00%
1. Personnel		\$ -	\$ -	\$ 19,386	\$ 8,881	\$ 13,725	\$ 19,386	\$ -	0.00%
7	Dry Cleaning/Uniform Cleaning Services	\$ -	\$ -	\$ -	\$ -	\$ -	\$ -	\$ -	0.00%
8	Travel - City Council	-	-	5,000	2,261	5,000	5,250	250	5.00%
9	Travel - P & Z Commission	-	-	-	-	-	-	-	0.00%
10	Travel - Training & Conferences	-	-	-	-	-	-	-	0.00%
11	Mileage - Reimbursement	-	-	3,510	-	510	3,686	176	5.00%
12	Travel - Tolls & Parking	-	-	-	-	-	-	-	0.00%
13	Community / Civic Events	-	-	-	50	50	-	-	0.00%
14	Memberships and Dues	-	-	5,000	-	5,000	5,250	250	5.00%
15	Subscription and Books	-	-	2,400	35	2,400	2,520	120	5.00%
16	Wireless Data Services	-	-	-	-	-	-	-	0.00%
17	Other Equip Maint/Repair	-	-	-	-	-	-	-	0.00%
18	Legal Services	-	-	5,000	1,103	5,000	5,250	250	5.00%
19	Engineering Services	-	-	-	-	-	-	-	0.00%
20	Insurance & Bonds	-	-	-	-	-	-	-	0.00%
21	Advertising	-	-	-	-	-	-	-	0.00%
22	Public Notices	-	-	-	-	-	-	-	0.00%
23	Election Services	-	-	-	-	-	-	-	0.00%
24	Financial Consulting Services	-	-	-	-	-	-	-	0.00%
25	Community & Public Relations Sponsorship	-	-	-	150	150	-	-	0.00%
26	Other Contract Services	-	-	-	-	-	-	-	0.00%
27	IT Software/System Fees	-	-	-	-	-	-	-	0.00%
28	Services - KAYAC	-	-	-	-	-	-	-	0.00%
29	Emergency - Flood/Storm COVID-19	-	-	-	-	-	-	-	0.00%
30	Services - Consulting	-	-	-	-	-	-	-	0.00%
31	Services - Facilitator	-	-	-	-	-	-	-	0.00%
32	Renaming Rebel Road Grant	-	-	-	-	-	-	-	0.00%
2. Contractual Services		\$ -	\$ -	\$ 20,910	\$ 3,599	\$ 18,110	\$ 21,956	\$ 1,046	5.00%
33	City Logo / Apparel	\$ -	\$ -	\$ 500	\$ 595	\$ 595	\$ 525	\$ 25	5.00%
34	General Office Supplies	-	-	1,741	131	1,741	1,828	87	5.00%
35	Postage	-	-	-	-	-	-	-	0.00%
36	Awards, Plaques & Badges	-	-	-	-	-	-	-	0.00%
37	City Sponsored Event Supplies	-	-	2,500	400	2,500	2,625	125	5.00%
38	Election Supplies	-	-	-	-	-	-	-	0.00%
39	Food/Meals	-	-	3,600	1,431	3,600	3,780	180	5.00%
40	Miscellaneous Supplies	-	-	-	-	-	-	-	0.00%
41	Computer Hardware	-	-	1,500	1,802	1,802	1,575	75	5.00%
42	Pet Supplies	-	-	-	-	-	-	-	0.00%
43	Fuel	-	-	-	-	-	-	-	0.00%
3. Commodities		\$ -	\$ -	\$ 9,841	\$ 4,358	\$ 10,237	\$ 10,333	\$ 492	5.00%
Total Council DISTRICT 1		\$ -	\$ -	\$ 50,137	\$ 16,838	\$ 42,072	\$ 51,675	\$ 1,538	3.07%

		Actual 2020-21	Actual 2021-22	Approved Budget 2022-23	Year to Date w/Encumbrance 6/30/2023	Current Year Estimate 2022-23	Council Approved Budget 2023-24	Approved \$ Increase(Decrease) From FY 2022-23 Approved Budget	Approved % Increase(Decrease) From FY 2022-23 Approved Budget
EXPENDITURES:									
Line No. COUNCIL DISTRICT 2									
1	Regular Part Time Wages	\$ -	\$ -	\$ -	\$ -	\$ -	\$ -	\$ -	0.00%
2	Temporary/Seasonal Wages	-	-	12,000	8,000	12,000	12,000	-	0.00%
3	Council Expense Stipend	-	-	6,000	4,500	6,000	6,000	-	0.00%
4	FICA/Social Security	-	-	1,377	956	1,377	1,377	-	0.00%
5	Workers Compensation	-	-	-	-	-	-	-	0.00%
6	State Unemployment Taxes	-	-	9	-	9	9	-	0.00%
1. Personnel		\$ -	\$ -	\$ 19,386	\$ 13,456	\$ 19,386	\$ 19,386	\$ -	0.00%
7	Dry Cleaning/Uniform Cleaning Services	\$ -	\$ -	\$ -	\$ -	\$ -	\$ -	\$ -	0.00%
8	Travel - City Council	-	-	5,000	-	5,000	5,250	250	5.00%
9	Travel - P & Z Commission	-	-	-	-	-	-	-	0.00%
10	Travel - Training & Conferences	-	-	-	-	-	-	-	0.00%
11	Mileage - Reimbursement	-	-	3,510	-	3,510	3,686	176	5.00%
12	Travel - Tolls & Parking	-	-	-	-	-	-	-	0.00%
13	Community / Civic Events	-	-	-	50	50	-	-	0.00%
14	Memberships and Dues	-	-	5,000	-	5,000	5,250	250	5.00%
15	Subscription and Books	-	-	2,400	-	2,400	2,520	120	5.00%
16	Wireless Data Services	-	-	-	-	-	-	-	0.00%
17	Other Equip Maint/Repair	-	-	-	-	-	-	-	0.00%
18	Legal Services	-	-	5,000	5,217	5,217	5,250	250	5.00%
19	Engineering Services	-	-	-	-	-	-	-	0.00%
20	Insurance & Bonds	-	-	-	-	-	-	-	0.00%
21	Advertising	-	-	-	-	-	-	-	0.00%
22	Public Notices	-	-	-	-	-	-	-	0.00%
23	Election Services	-	-	-	-	-	-	-	0.00%
24	Financial Consulting Services	-	-	-	-	-	-	-	0.00%
25	Community & Public Relations Sponsorship	-	-	-	-	-	-	-	0.00%
26	Other Contract Services	-	-	-	-	-	-	-	0.00%
27	IT Software/System Fees	-	-	-	-	-	-	-	0.00%
28	Services - KAYAC	-	-	-	-	-	-	-	0.00%
29	Emergency - Flood/Storm COVID-19	-	-	-	-	-	-	-	0.00%
30	Services - Consulting	-	-	-	-	-	-	-	0.00%
31	Services - Facilitator	-	-	-	-	-	-	-	0.00%
32	Renaming Rebel Road Grant	-	-	-	-	-	-	-	0.00%
2. Contractual Services		\$ -	\$ -	\$ 20,910	\$ 5,267	\$ 21,177	\$ 21,956	\$ 1,046	5.00%
33	City Logo / Apparel	\$ -	\$ -	\$ 500	\$ -	\$ 500	\$ 525	\$ 25	5.00%
34	General Office Supplies	-	-	1,741	413	1,741	1,828	87	5.00%
35	Postage	-	-	-	-	-	-	-	0.00%
36	Awards, Plaques & Badges	-	-	-	-	-	-	-	0.00%
37	City Sponsored Event Supplies	-	-	2,500	107	2,500	2,625	125	5.00%
38	Election Supplies	-	-	-	-	-	-	-	0.00%
39	Food/Meals	-	-	3,600	796	3,600	3,780	180	5.00%
40	Miscellaneous Supplies	-	-	-	-	-	-	-	0.00%
41	Computer Hardware	-	-	1,500	-	1,500	1,575	75	5.00%
42	Pet Supplies	-	-	-	-	-	-	-	0.00%
43	Fuel	-	-	-	-	-	-	-	0.00%
3. Commodities		\$ -	\$ -	\$ 9,841	\$ 1,316	\$ 9,841	\$ 10,333	\$ 492	5.00%
Total Council DISTRICT 2		\$ -	\$ -	\$ 50,137	\$ 20,040	\$ 50,404	\$ 51,675	\$ 1,538	3.07%

		Actual 2020-21	Actual 2021-22	Approved Budget 2022-23	Year to Date w/Encumbrance 6/30/2023	Current Year Estimate 2022-23	Council Approved Budget 2023-24	Approved \$ Increase(Decrease) From FY 2022-23 Approved Budget	Approved % Increase(Decrease) From FY 2022-23 Approved Budget
EXPENDITURES:									
Line No. COUNCIL DISTRICT 3									
1	Regular Part Time Wages	\$ -	\$ -	\$ -	\$ -	\$ -	\$ -	\$ -	0.00%
2	Temporary/Seasonal Wages	-	-	12,000	8,000	12,000	12,000	-	0.00%
3	Council Expense Stipend	-	-	6,000	4,500	6,000	6,000	-	0.00%
4	FICA/Social Security	-	-	1,377	956	1,377	1,377	-	0.00%
5	Workers Compensation	-	-	-	-	-	-	-	0.00%
6	State Unemployment Taxes	-	-	9	-	9	9	-	0.00%
1. Personnel		\$ -	\$ -	\$ 19,386	\$ 13,456	\$ 19,386	\$ 19,386	\$ -	0.00%
7	Dry Cleaning/Uniform Cleaning Services	\$ -	\$ -	\$ -	\$ -	\$ -	\$ -	\$ -	0.00%
8	Travel - City Council	-	-	5,000	1,266	5,000	5,250	250	5.00%
9	Travel - P & Z Commission	-	-	-	-	-	-	-	0.00%
10	Travel - Training & Conferences	-	-	-	-	-	-	-	0.00%
11	Mileage - Reimbursement	-	-	3,510	-	510	3,686	176	5.00%
12	Travel - Tolls & Parking	-	-	-	-	-	-	-	0.00%
13	Community / Civic Events	-	-	-	-	-	-	-	0.00%
14	Memberships and Dues	-	-	5,000	-	5,000	5,250	250	5.00%
15	Subscription and Books	-	-	2,400	-	2,400	2,520	120	5.00%
16	Wireless Data Services	-	-	-	-	-	-	-	0.00%
17	Other Equip Maint/Repair	-	-	-	-	-	-	-	0.00%
18	Legal Services	-	-	5,000	618	5,000	5,250	250	5.00%
19	Engineering Services	-	-	-	-	-	-	-	0.00%
20	Insurance & Bonds	-	-	-	-	-	-	-	0.00%
21	Advertising	-	-	-	-	-	-	-	0.00%
22	Public Notices	-	-	-	-	-	-	-	0.00%
23	Election Services	-	-	-	-	-	-	-	0.00%
24	Financial Consulting Services	-	-	-	-	-	-	-	0.00%
25	Community & Public Relations Sponsorship	-	-	-	-	-	-	-	0.00%
26	Other Contract Services	-	-	-	-	-	-	-	0.00%
27	IT Software/System Fees	-	-	-	-	-	-	-	0.00%
28	Services - KAYAC	-	-	-	-	-	-	-	0.00%
29	Emergency - Flood/Storm COVID-19	-	-	-	-	-	-	-	0.00%
30	Services - Consulting	-	-	-	-	-	-	-	0.00%
31	Services - Facilitator	-	-	-	-	-	-	-	0.00%
32	Renaming Rebel Road Grant	-	-	-	-	-	-	-	0.00%
2. Contractual Services		\$ -	\$ -	\$ 20,910	\$ 1,884	\$ 17,910	\$ 21,956	\$ 1,046	5.00%
33	City Logo / Apparel	\$ -	\$ -	\$ 500	\$ 568	\$ 568	\$ 525	\$ 25	5.00%
34	General Office Supplies	-	-	1,741	108	1,741	1,828	87	5.00%
35	Postage	-	-	-	-	-	-	-	0.00%
36	Awards, Plaques & Badges	-	-	-	-	-	-	-	0.00%
37	City Sponsored Event Supplies	-	-	2,500	236	2,500	2,625	125	5.00%
38	Election Supplies	-	-	-	-	-	-	-	0.00%
39	Food/Meals	-	-	3,600	342	3,600	3,780	180	5.00%
40	Miscellaneous Supplies	-	-	-	-	-	-	-	0.00%
41	Computer Hardware	-	-	1,500	-	1,500	1,575	75	5.00%
42	Pet Supplies	-	-	-	-	-	-	-	0.00%
43	Fuel	-	-	-	-	-	-	-	0.00%
3. Commodities		\$ -	\$ -	\$ 9,841	\$ 1,254	\$ 9,909	\$ 10,333	\$ 492	5.00%
Total Council DISTRICT 3		\$ -	\$ -	\$ 50,137	\$ 16,595	\$ 47,205	\$ 51,675	\$ 1,538	3.07%

		Actual 2020-21	Actual 2021-22	Approved Budget 2022-23	Year to Date w/Encumbrance 6/30/2023	Current Year Estimate 2022-23	Council Approved Budget 2023-24	Approved \$ Increase(Decrease) From FY 2022-23 Approved Budget	Approved % Increase(Decrease) From FY 2022-23 Approved Budget
EXPENDITURES:									
Line No. COUNCIL DISTRICT 4									
1	Regular Part Time Wages	\$ -	\$ -	\$ -	\$ -	\$ -	\$ -	\$ -	0.00%
2	Temporary/Seasonal Wages	-	-	12,000	8,000	12,000	12,000	-	0.00%
3	Council Expense Stipend	-	-	6,000	4,500	6,000	6,000	-	0.00%
4	FICA/Social Security	-	-	1,377	956	1,377	1,377	-	0.00%
5	Workers Compensation	-	-	-	-	-	-	-	0.00%
6	State Unemployment Taxes	-	-	9	-	9	9	-	0.00%
1. Personnel		\$ -	\$ -	\$ 19,386	\$ 13,456	\$ 19,386	\$ 19,386	\$ -	0.00%
7	Dry Cleaning/Uniform Cleaning Services	\$ -	\$ -	\$ -	\$ -	\$ -	\$ -	\$ -	0.00%
8	Travel - City Council	-	-	5,000	-	5,000	5,250	250	5.00%
9	Travel - P & Z Commission	-	-	-	-	-	-	-	0.00%
10	Travel - Training & Conferences	-	-	-	-	-	-	-	0.00%
11	Mileage - Reimbursement	-	-	3,510	-	510	3,686	176	5.00%
12	Travel - Tolls & Parking	-	-	-	-	-	-	-	0.00%
13	Community / Civic Events	-	-	-	-	-	-	-	0.00%
14	Memberships and Dues	-	-	5,000	-	5,000	5,250	250	5.00%
15	Subscription and Books	-	-	2,400	-	2,400	2,520	120	5.00%
16	Wireless Data Services	-	-	-	-	-	-	-	0.00%
17	Other Equip Maint/Repair	-	-	-	-	-	-	-	0.00%
18	Legal Services	-	-	5,000	531	5,000	5,250	250	5.00%
19	Engineering Services	-	-	-	-	-	-	-	0.00%
20	Insurance & Bonds	-	-	-	-	-	-	-	0.00%
21	Advertising	-	-	-	-	-	-	-	0.00%
22	Public Notices	-	-	-	-	-	-	-	0.00%
23	Election Services	-	-	-	-	-	-	-	0.00%
24	Financial Consulting Services	-	-	-	-	-	-	-	0.00%
25	Community & Public Relations Sponsorship	-	-	-	-	-	-	-	0.00%
26	Other Contract Services	-	-	-	-	-	-	-	0.00%
27	IT Software/System Fees	-	-	-	-	-	-	-	0.00%
28	Services - KAYAC	-	-	-	-	-	-	-	0.00%
29	Emergency - Flood/Storm COVID-19	-	-	-	-	-	-	-	0.00%
30	Services - Consulting	-	-	-	-	-	-	-	0.00%
31	Services - Facilitator	-	-	-	-	-	-	-	0.00%
32	Renaming Rebel Road Grant	-	-	-	-	-	-	-	0.00%
2. Contractual Services		\$ -	\$ -	\$ 20,910	\$ 531	\$ 17,910	\$ 21,956	\$ 1,046	5.00%
33	City Logo / Apparel	\$ -	\$ -	\$ 500	\$ -	\$ 500	\$ 525	\$ 25	5.00%
34	General Office Supplies	-	-	1,741	-	1,741	1,828	87	5.00%
35	Postage	-	-	-	-	-	-	-	0.00%
36	Awards, Plaques & Badges	-	-	-	-	-	-	-	0.00%
37	City Sponsored Event Supplies	-	-	2,500	56	2,500	2,625	125	5.00%
38	Election Supplies	-	-	-	-	-	-	-	0.00%
39	Food/Meals	-	-	3,600	565	3,600	3,780	180	5.00%
40	Miscellaneous Supplies	-	-	-	-	-	-	-	0.00%
41	Computer Hardware	-	-	1,500	-	1,500	1,575	75	5.00%
42	Pet Supplies	-	-	-	-	-	-	-	0.00%
43	Fuel	-	-	-	-	-	-	-	0.00%
3. Commodities		\$ -	\$ -	\$ 9,841	\$ 621	\$ 9,841	\$ 10,333	\$ 492	5.00%
Total Council DISTRICT 4		\$ -	\$ -	\$ 50,137	\$ 14,608	\$ 47,137	\$ 51,675	\$ 1,538	3.07%

		Actual 2020-21	Actual 2021-22	Approved Budget 2022-23	Year to Date w/Encumbrance 6/30/2023	Current Year Estimate 2022-23	Council Approved Budget 2023-24	Approved \$ Increase(Decrease) From FY 2022-23 Approved Budget	Approved % Increase(Decrease) From FY 2022-23 Approved Budget
EXPENDITURES:									
Line No. COUNCIL DISTRICT 5									
1	Regular Part Time Wages	\$ -	\$ -	\$ -	\$ -	\$ -	\$ -	\$ -	0.00%
2	Temporary/Seasonal Wages	-	-	12,000	8,000	12,000	12,000	-	0.00%
3	Council Expense Stipend	-	-	6,000	4,500	6,000	6,000	-	0.00%
4	FICA/Social Security	-	-	1,377	956	1,377	1,377	-	0.00%
5	Workers Compensation	-	-	-	-	-	-	-	0.00%
6	State Unemployment Taxes	-	-	9	-	9	9	-	0.00%
1. Personnel		\$ -	\$ -	\$ 19,386	\$ 13,456	\$ 19,386	\$ 19,386	\$ -	0.00%
7	Dry Cleaning/Uniform Cleaning Services	\$ -	\$ -	\$ -	\$ -	\$ -	\$ -	\$ -	0.00%
8	Travel - City Council	-	-	5,000	3,317	5,000	5,250	250	5.00%
9	Travel - P & Z Commission	-	-	-	-	-	-	-	0.00%
10	Travel - Training & Conferences	-	-	-	-	-	-	-	0.00%
11	Mileage - Reimbursement	-	-	3,510	-	510	3,686	176	5.00%
12	Travel - Tolls & Parking	-	-	-	-	-	-	-	0.00%
13	Community / Civic Events	-	-	-	50	50	-	-	0.00%
14	Memberships and Dues	-	-	5,000	-	5,000	5,250	250	5.00%
15	Subscription and Books	-	-	2,400	42	2,400	2,520	120	5.00%
16	Wireless Data Services	-	-	-	-	-	-	-	0.00%
17	Other Equip Maint/Repair	-	-	-	-	-	-	-	0.00%
18	Legal Services	-	-	5,000	1,563	5,000	5,250	250	5.00%
19	Engineering Services	-	-	-	-	-	-	-	0.00%
20	Insurance & Bonds	-	-	-	-	-	-	-	0.00%
21	Advertising	-	-	-	-	-	-	-	0.00%
22	Public Notices	-	-	-	-	-	-	-	0.00%
23	Election Services	-	-	-	-	-	-	-	0.00%
24	Financial Consulting Services	-	-	-	-	-	-	-	0.00%
25	Community & Public Relations Sponsorship	-	-	-	-	-	-	-	0.00%
26	Other Contract Services	-	-	-	-	-	-	-	0.00%
27	IT Software/System Fees	-	-	-	-	-	-	-	0.00%
28	Services - KAYAC	-	-	-	-	-	-	-	0.00%
29	Emergency - Flood/Storm COVID-19	-	-	-	-	-	-	-	0.00%
30	Services - Consulting	-	-	-	-	-	-	-	0.00%
31	Services - Facilitator	-	-	-	-	-	-	-	0.00%
32	Renaming Rebel Road Grant	-	-	-	-	-	-	-	0.00%
2. Contractual Services		\$ -	\$ -	\$ 20,910	\$ 4,973	\$ 17,960	\$ 21,956	\$ 1,046	5.00%
33	City Logo / Apparel	\$ -	\$ -	\$ 500	\$ 306	\$ 500	\$ 525	\$ 25	5.00%
34	General Office Supplies	-	-	1,741	64	1,741	1,828	87	5.00%
35	Postage	-	-	-	-	-	-	-	0.00%
36	Awards, Plaques & Badges	-	-	-	-	-	-	-	0.00%
37	City Sponsored Event Supplies	-	-	2,500	206	2,500	2,625	125	5.00%
38	Election Supplies	-	-	-	-	-	-	-	0.00%
39	Food/Meals	-	-	3,600	1,584	3,600	3,780	180	5.00%
40	Miscellaneous Supplies	-	-	-	-	-	-	-	0.00%
41	Computer Hardware	-	-	1,500	-	1,500	1,575	75	5.00%
42	Pet Supplies	-	-	-	-	-	-	-	0.00%
43	Fuel	-	-	-	-	-	-	-	0.00%
3. Commodities		\$ -	\$ -	\$ 9,841	\$ 2,159	\$ 9,841	\$ 10,333	\$ 492	5.00%
Total Council DISTRICT 5		\$ -	\$ -	\$ 50,137	\$ 20,588	\$ 47,187	\$ 51,675	\$ 1,538	3.07%

		Actual 2020-21	Actual 2021-22	Approved Budget 2022-23	Year to Date w/Encumbrance 6/30/2023	Current Year Estimate 2022-23	Council Approved Budget 2023-24	Approved \$ Increase(Decrease) From FY 2022-23 Approved Budget	Approved % Increase(Decrease) From FY 2022-23 Approved Budget
EXPENDITURES:									
Line No. COUNCIL DISTRICT 6									
1	Regular Part Time Wages	\$ -	\$ -	\$ -	\$ -	\$ -	\$ -	\$ -	0.00%
2	Temporary/Seasonal Wages	-	-	12,000	8,000	12,000	12,000	-	0.00%
3	Council Expense Stipend	-	-	6,000	4,500	6,000	6,000	-	0.00%
4	FICA/Social Security	-	-	1,377	956	1,377	1,377	-	0.00%
5	Workers Compensation	-	-	-	-	-	-	-	0.00%
6	State Unemployment Taxes	-	-	9	-	9	9	-	0.00%
1. Personnel		\$ -	\$ -	\$ 19,386	\$ 13,456	\$ 19,386	\$ 19,386	\$ -	0.00%
7	Dry Cleaning/Uniform Cleaning Services	\$ -	\$ -	\$ -	\$ -	\$ -	\$ -	\$ -	0.00%
8	Travel - City Council	-	-	5,000	1,018	5,000	5,250	250	5.00%
9	Travel - P & Z Commission	-	-	-	-	-	-	-	0.00%
10	Travel - Training & Conferences	-	-	-	-	-	-	-	0.00%
11	Mileage - Reimbursement	-	-	3,510	-	510	3,686	176	5.00%
12	Travel - Tolls & Parking	-	-	-	-	-	-	-	0.00%
13	Community / Civic Events	-	-	-	-	-	-	-	0.00%
14	Memberships and Dues	-	-	5,000	-	5,000	5,250	250	5.00%
15	Subscription and Books	-	-	2,400	-	2,400	2,520	120	5.00%
16	Wireless Data Services	-	-	-	-	-	-	-	0.00%
17	Other Equip Maint/Repair	-	-	-	-	-	-	-	0.00%
18	Legal Services	-	-	5,000	513	5,000	5,250	250	5.00%
19	Engineering Services	-	-	-	-	-	-	-	0.00%
20	Insurance & Bonds	-	-	-	-	-	-	-	0.00%
21	Advertising	-	-	-	-	-	-	-	0.00%
22	Public Notices	-	-	-	-	-	-	-	0.00%
23	Election Services	-	-	-	-	-	-	-	0.00%
24	Financial Consulting Services	-	-	-	-	-	-	-	0.00%
25	Community & Public Relations Sponsorship	-	-	-	-	-	-	-	0.00%
26	Other Contract Services	-	-	-	-	-	-	-	0.00%
27	IT Software/System Fees	-	-	-	-	-	-	-	0.00%
28	Services - KAYAC	-	-	-	-	-	-	-	0.00%
29	Emergency - Flood/Storm COVID-19	-	-	-	-	-	-	-	0.00%
30	Services - Consulting	-	-	-	-	-	-	-	0.00%
31	Services - Facilitator	-	-	-	-	-	-	-	0.00%
32	Renaming Rebel Road Grant	-	-	-	-	-	-	-	0.00%
2. Contractual Services		\$ -	\$ -	\$ 20,910	\$ 1,531	\$ 17,910	\$ 21,956	\$ 1,046	5.00%
33	City Logo / Apparel	\$ -	\$ -	\$ 500	\$ 397	\$ 500	\$ 525	\$ 25	5.00%
34	General Office Supplies	-	-	1,741	118	1,741	1,828	87	5.00%
35	Postage	-	-	-	-	-	-	-	0.00%
36	Awards, Plaques & Badges	-	-	-	-	-	-	-	0.00%
37	City Sponsored Event Supplies	-	-	2,500	56	2,500	2,625	125	5.00%
38	Election Supplies	-	-	-	-	-	-	-	0.00%
39	Food/Meals	-	-	3,600	503	3,600	3,780	180	5.00%
40	Miscellaneous Supplies	-	-	-	-	-	-	-	0.00%
41	Computer Hardware	-	-	1,500	-	1,500	1,575	75	5.00%
42	Pet Supplies	-	-	-	-	-	-	-	0.00%
43	Fuel	-	-	-	-	-	-	-	0.00%
3. Commodities		\$ -	\$ -	\$ 9,841	\$ 1,075	\$ 9,841	\$ 10,333	\$ 492	5.00%
Total Council DISTRICT 6		\$ -	\$ -	\$ 50,137	\$ 16,062	\$ 47,137	\$ 51,675	\$ 1,538	3.07%

		Actual 2020-21	Actual 2021-22	Approved Budget 2022-23	Year to Date w/Encumbrance 6/30/2023	Current Year Estimate 2022-23	Council Approved Budget 2023-24	Approved \$ Increase(Decrease) From FY 2022-23 Approved Budget	Approved % Increase(Decrease) From FY 2022-23 Approved Budget
EXPENDITURES:									
Line No. CITY MANAGER'S OFFICE									
1	Regular Full Time Wages	\$ 318,277	\$ 700,973	\$ 429,961	\$ 171,041	\$ 269,056	\$ 671,931	\$ 241,970	56.28%
2	Regular Part Time Wages	-	-	-	-	-	-	-	0.00%
3	Temporary/Seasonal Wages	-	-	-	-	-	-	-	0.00%
4	Overtime Wages	-	-	-	-	-	-	-	0.00%
5	TMRS Contribution Benefit (CM)	10,501	12,287	10,675	1,432	1,960	11,550	875	8.20%
6	Vacation Leave	-	-	-	-	-	-	-	0.00%
7	Sick Leave - Regular	-	-	-	-	-	-	-	0.00%
8	Cost of Living Adjustment	-	-	-	-	-	-	-	0.00%
9	GW/Merit Increase	-	-	69,631	-	-	21,191	(48,440)	-69.57%
10	Longevity Pay	4,365	8,862	12,275	1,463	1,463	1,725	(10,550)	-85.95%
11	Car Allowance	7,830	17,467	13,800	4,939	6,758	16,800	3,000	21.74%
12	Language Incentive	452	403	450	-	-	-	(450)	-100.00%
13	Housing Allowance	-	-	-	2,500	2,500	1,250	1,250	0.00%
14	Cell Phone Allowance	602	538	600	69	95	600	-	0.00%
15	Wellness Benefit	1,205	4,176	1,200	-	-	-	(1,200)	-100.00%
16	Health Insurance Deductible	-	-	3,624	1,333	1,333	3,500	(124)	-3.42%
17	FICA/Social Security	19,657	38,757	40,525	12,566	17,195	49,658	9,133	22.54%
18	Workers Compensation	-	-	-	-	-	-	-	0.00%
19	State Unemployment Taxes	504	275	27	14	19	32	5	18.52%
20	Retirement - TMRS	45,290	79,049	68,068	23,920	32,732	94,299	26,231	38.54%
21	Deferred Compensation (CM)	8,076	13,971	40,750	1,576	2,157	21,425	(19,325)	-47.42%
22	Health Insurance	23,405	32,994	34,534	6,765	9,257	36,739	2,205	6.39%
23	Dental Insurance	1,263	1,681	1,716	319	437	2,293	577	33.62%
24	Life Insurance	294	500	378	71	97	432	54	14.29%
25	ST/LT Disability Insurance	1,350	1,689	3,433	560	767	4,611	1,178	34.31%
26	Vision Insurance	326	348	391	77	105	455	64	16.37%
27	AD&D	53	41	42	10	14	48	6	14.29%
28	Personnel Vacancy Savings	-	-	-	-	-	(6,515)	(6,515)	0.00%
1. Personnel		\$ 443,450	\$ 914,010	\$ 732,080	\$ 228,654	\$ 345,944	\$ 932,024	\$ 199,944	27.31%
29	Travel - City Business	\$ 997	\$ 89	\$ -	\$ 2,142	\$ 2,142	\$ -	\$ -	0.00%
30	Travel - Employee Recruitment	-	625	-	436	436	-	-	0.00%
31	Travel - Training & Conferences	14,561	23,242	29,007	7,547	14,007	31,507	2,500	8.62%
32	Mileage - Reimbursement	-	534	500	-	500	500	-	0.00%
33	Travel - Tolls & Parking	-	342	150	17	150	150	-	0.00%
34	Travel-Reimbursed by 3rd Party	-	-	-	-	-	-	-	0.00%
35	Community/Civic Events	-	-	-	150	150	-	-	0.00%
36	Memberships and Dues	17,584	26,572	20,000	9,053	15,000	21,967	1,967	9.84%
37	Subscription and Books	-	12	-	260	260	-	-	0.00%
38	Long Term Facility Lease	-	-	-	-	-	-	-	0.00%
39	Annual Facility Lease	-	-	-	-	-	-	-	0.00%
40	Telephone System	-	-	-	-	-	-	-	0.00%
41	Cell Phones/Pagers	-	-	1,250	-	1,250	3,250	2,000	160.00%
42	Wireless Data Services	-	-	-	-	-	-	-	0.00%
43	Lease Payments - Motor Vehicles	-	-	-	4,522	6,187	-	-	0.00%
44	Office Equipment Maint/Repair	-	-	-	-	-	-	-	0.00%
45	Computer Equip Maint/Repair	-	-	-	-	-	-	-	0.00%
46	Communication Equip Repair	-	-	-	-	-	-	-	0.00%
47	Office Equipment Rental	-	-	-	-	-	-	-	0.00%
48	Rental - Storage	900	901	1,000	477	636	1,000	-	0.00%
49	Legal Services	171,443	276,892	140,125	182,945	187,945	140,125	-	0.00%
50	Engineering Services	-	-	-	-	-	-	-	0.00%
51	Other Professional Services	-	-	-	-	-	-	-	0.00%
52	County Recording Fees	-	130	-	1,564	1,564	-	-	0.00%
53	Miscellaneous Finance Charges	-	-	-	-	-	-	-	0.00%
54	Insurance & Bonds	800	400	1,500	-	1,500	1,500	-	0.00%
55	Outside Printing	-	97	-	-	-	-	-	0.00%
56	Delivery/Courier Service	-	-	-	-	-	-	-	0.00%

	Actual 2020-21	Actual 2021-22	Approved Budget 2022-23	Year to Date w/Encumbrance 6/30/2023	Current Year Estimate 2022-23	Council Approved Budget 2023-24	Approved \$ Increase(Decrease) From FY 2022-23 Approved Budget	Approved % Increase(Decrease) From FY 2022-23 Approved Budget
57 Advertising	-	181	-	-	-	-	-	0.00%
58 Public Notices	1,956	1,907	3,000	480	2,000	3,000	-	0.00%
59 Miscellaneous Services	-	-	-	-	-	-	-	0.00%
60 Document Processing/Filing Fee	-	-	-	-	-	-	-	0.00%
61 Election Services	-	-	-	-	-	-	-	0.00%
62 Eco Development Consult Serv	-	-	-	-	-	-	-	0.00%
63 Financial Consulting Services	-	-	-	-	-	-	-	0.00%
64 Training Services	-	-	-	-	-	-	-	0.00%
65 Communication-Public Relations	-	-	-	-	-	-	-	0.00%
66 Community & Public Relations Sponsorship	2,000	-	5,000	2,150	5,000	5,000	-	0.00%
67 Testing/Certification	-	695	8,000	964	5,000	13,000	5,000	62.50%
68 Other Contract Services	-	-	25,000	-	25,000	-	(25,000)	-100.00%
69 IT Software/System Fees	1,490	195	20,520	10,000	20,260	20,520	-	0.00%
70 IT Hosting Services	-	-	-	-	-	-	-	0.00%
71 Services - Translator	-	-	-	-	-	-	-	0.00%
72 Services - Code of Ordinances	2,148	-	-	-	-	-	-	0.00%
73 Services - Employee Recruitment	-	-	-	40,838	40,838	-	-	0.00%
74 Services - Grants Administrator	-	12,345	-	4,242	5,656	-	-	0.00%
75 Emergency-Flood/Storm	-	-	-	-	-	-	-	0.00%
76 COVID-19	4,242	-	-	-	-	-	-	0.00%
77 Services - Internship	4,500	1,500	3,000	-	3,000	3,000	-	0.00%
78 Services - Consulting/Marketing	-	400	-	-	-	-	-	0.00%
79 Services - Federal Lobbyist	-	169,000	172,000	156,000	172,000	172,000	-	0.00%
80 Services - State Lobbyist	-	-	-	-	-	-	-	0.00%
81 Services - Facilitator	-	-	6,000	-	6,000	31,000	25,000	416.67%
82 Contingency - Citywide Operations & Maintenance	-	-	-	-	-	225,000	225,000	0.00%
83 Reserve Expense for OPEB	-	-	-	-	-	-	-	0.00%
2. Contractual Services	\$ 222,623	\$ 516,057	\$ 436,052	\$ 423,786	\$ 516,482	\$ 672,519	\$ 236,467	54.23%
84 Uniforms (Buy)	\$ -	\$ 415	\$ 1,500	-	\$ 1,500	\$ 2,500	\$ 1,000	66.67%
85 General Office Supplies	1,696	6,372	10,750	3,311	10,750	11,500	750	6.98%
86 Postage	3,766	1,380	-	3,914	7,828	-	-	0.00%
87 City Sponsored Event Supplies	5,558	24,500	35,000	29,899	35,000	15,000	(20,000)	-57.14%
88 Election Supplies	-	-	-	-	-	-	-	0.00%
89 Medical Supplies	-	-	-	-	-	-	-	0.00%
90 Training Supplies	-	-	-	-	-	-	-	0.00%
91 Miscellaneous Occasions Supplies	-	-	-	-	-	-	-	0.00%
92 Food/Meals	1,496	3,619	2,500	3,817	3,817	2,500	-	0.00%
93 Miscellaneous Supplies	-	-	-	-	-	-	-	0.00%
94 Office Furniture (<\$5K)	-	3,629	2,500	-	2,500	5,000	2,500	100.00%
95 Communication Equipment	-	-	-	-	-	-	-	0.00%
96 Photographic Equipment	-	-	-	-	-	-	-	0.00%
97 Computer Hardware	-	-	2,500	2,776	2,776	7,500	5,000	200.00%
98 Computer Software	-	-	29,000	-	29,000	6,000	(23,000)	-79.31%
99 Instruments/Apparatus	-	-	-	-	-	-	-	0.00%
100 General Electronic Equipment	-	-	-	-	-	-	-	0.00%
101 Other Office Equipment	-	-	-	-	-	-	-	0.00%
102 Fuel	-	140	600	86	600	600	-	0.00%
3. Commodities	\$ 12,517	\$ 40,054	\$ 84,350	\$ 43,804	\$ 93,771	\$ 50,600	\$ (33,750)	-40.01%
103 Office Furniture (>\$5K)	\$ -	\$ -	\$ -	\$ -	\$ -	\$ -	\$ -	0.00%
104 Communication Equipment	-	-	-	-	-	-	-	0.00%
105 Computer Equipment	-	-	-	-	-	-	-	0.00%
106 Instruments/Apparatus	-	-	-	-	-	-	-	0.00%
6. Non-CIP Capital Outlay	\$ -	\$ -	\$ -	\$ -	\$ -	\$ -	\$ -	0.00%
Total City Manager's Office	\$ 678,590	\$ 1,470,121	\$ 1,252,482	\$ 696,244	\$ 956,197	\$ 1,655,143	\$ 402,661	32.15%

		Actual 2020-21	Actual 2021-22	Approved Budget 2022-23	Year to Date w/Encumbrance 6/30/2023	Current Year Estimate 2022-23	Council Approved Budget 2023-24	Approved \$ Increase(Decrease) From FY 2022-23 Approved Budget	Approved % Increase(Decrease) From FY 2022-23 Approved Budget
EXPENDITURES:									
CITY SECRETARY'S OFFICE									
Line No.									
1	Regular Full Time Wages	\$ 113,766	\$ 113,765	\$ 167,149	\$ 156,394	\$ 214,013	\$ 285,871	\$ 118,722	71.03%
2	Overtime Wages	-	-	-	878	1,201	3,500	3,500	0.00%
3	Vacation Leave	-	-	-	-	-	-	-	0.00%
4	Sick Leave - Regular	-	-	-	-	-	-	-	0.00%
5	Cost of Living Adjustment	-	-	-	-	-	-	-	0.00%
6	GW/Merit Increase	-	-	23,579	-	-	14,166	(9,413)	-39.92%
7	Longevity Pay	1,065	1,545	1,425	1,425	1,425	1,860	435	30.53%
8	Car Allowance	-	231	6,000	4,385	6,000	6,000	-	0.00%
9	Language Incentive	-	-	-	-	-	-	-	0.00%
10	Health Insurance Deductible	-	-	3,624	2,917	2,917	4,000	376	10.38%
11	FICA/Social Security	8,690	8,724	11,499	12,390	16,954	23,631	12,132	105.50%
12	Workers Compensation	-	-	-	-	-	-	-	0.00%
13	State Unemployment Taxes	504	27	18	27	37	36	18	100.00%
14	Retirement - TMRS	14,934	14,920	20,114	21,327	29,185	41,114	21,000	104.40%
15	Health Insurance	16,605	15,711	18,132	16,204	22,174	33,351	15,219	83.93%
16	Dental Insurance	907	787	936	793	1,085	1,872	936	100.00%
17	Life Insurance	95	70	216	220	301	432	216	100.00%
18	ST/LT Disability Insurance	813	692	990	872	1,193	1,995	1,005	101.52%
19	Vision Insurance	199	181	202	192	262	404	202	100.00%
20	AD&D	18	19	24	23	31	48	24	100.00%
21	Personnel Vacancy Savings	-	-	-	-	-	(3,259)	(3,259)	0.00%
	1. Personnel	\$ 157,597	\$ 156,672	\$ 253,908	\$ 218,046	\$ 296,779	\$ 415,021	\$ 161,113	63.45%
22	Travel - City Business	\$ -	\$ -	\$ -	\$ -	\$ -	\$ -	\$ -	0.00%
23	Travel - Training & Conferences	2,165	3,778	10,500	6,234	10,500	11,000	500	4.76%
24	Mileage - Reimbursement	-	-	500	-	500	500	-	0.00%
25	Travel - Tolls & Parking	-	-	-	-	-	-	-	0.00%
26	Memberships and Dues	398	467	1,025	330	1,025	630	(395)	-38.54%
27	Subscription and Books	45	-	150	120	150	150	-	0.00%
28	Office Equipment Rental	-	-	-	-	-	-	-	0.00%
29	Rental - Storage	-	-	-	-	-	-	-	0.00%
30	Legal Services	-	-	-	-	-	-	-	0.00%
31	County Recording Fees	2,117	2,583	1,500	790	1,500	1,500	-	0.00%
32	Insurance & Bonds	-	-	-	-	-	-	-	0.00%
33	Outside Printing	-	-	-	-	-	-	-	0.00%
34	Delivery/Courier Service	-	-	-	-	-	-	-	0.00%
35	Advertising	-	-	-	-	-	-	-	0.00%
36	Public Notices	6,892	706	5,000	2,465	5,000	5,000	-	0.00%
37	Document Processing/Filing Fee	-	1	-	-	-	-	-	0.00%
38	Election Services	57,402	31,305	60,000	50,548	60,000	60,000	-	0.00%
39	Other Contract Services	-	-	45,000	29,199	45,000	46,000	1,000	2.22%
40	IT Software/System Fees	10,801	14,471	18,690	12,255	18,690	18,690	-	0.00%
41	Services - Federal/State ID Verification	-	3	-	17	17	-	-	0.00%
42	Services - Translator	-	-	-	-	-	-	-	0.00%
43	Services - Code of Ordinances	6,194	5,162	10,000	6,510	10,000	10,000	-	0.00%
	2. Contractual Services	\$ 86,013	\$ 58,475	\$ 152,365	\$ 108,469	\$ 152,382	\$ 153,470	\$ 1,105	0.73%
44	Uniforms (Buy)	\$ 18	\$ -	\$ -	\$ -	\$ -	\$ 600	\$ 600	0.00%
45	General Office Supplies	570	1,483	3,750	431	3,750	3,750	-	0.00%
46	Postage	7	52	3,000	-	1,500	3,000	-	0.00%
47	City Sponsored Event Supplies	-	-	-	-	-	-	-	0.00%
48	Election Supplies	-	-	-	-	-	-	-	0.00%
49	Medical Supplies	-	-	-	-	-	-	-	0.00%

	Actual 2020-21	Actual 2021-22	Approved Budget 2022-23	Year to Date w/Encumbrance 6/30/2023	Current Year Estimate 2022-23	Council Approved Budget 2023-24	Approved \$ Increase(Decrease) From FY 2022-23 Approved Budget	Approved % Increase(Decrease) From FY 2022-23 Approved Budget
50 Food/Meals	-	-	-	-	-	-	-	0.00%
51 Miscellaneous Supplies	-	-	7,600	-	7,600	-	(7,600)	-100.00%
52 Office Furniture (<\$5K)	-	-	-	-	-	3,100	3,100	0.00%
53 Computer Hardware	-	-	2,500	-	2,500	2,500	-	0.00%
54 Computer Software	-	-	10,000	-	10,000	-	(10,000)	-100.00%
3. Commodities	\$ 595	\$ 1,535	\$ 26,850	\$ 431	\$ 25,350	\$ 12,950	\$ (13,900)	-51.77%
Total City Secretary's Office	\$ 244,205	\$ 216,682	\$ 433,123	\$ 326,946	\$ 474,512	\$ 581,441	\$ 148,318	34.24%

EXPENDITURES:

Line No.	EMERGENCY MANAGEMENT	Actual 2020-21	Actual 2021-22	Approved Budget 2022-23	Year to Date w/Encumbrance 6/30/2023	Current Year Estimate 2022-23	Council Approved Budget 2023-24	Approved \$ Increase(Decrease) From FY 2022-23 Approved Budget	Approved % Increase(Decrease) From FY 2022-23 Approved Budget
1	Regular Full Time Wages	\$ -	\$ -	\$ 70,840	\$ 61,385	\$ 84,000	\$ 84,890	\$ 14,050	19.83%
2	Overtime Wages	-	-	-	-	-	-	-	0.00%
3	Vacation Leave	-	-	-	-	-	-	-	0.00%
4	Sick Leave - Regular	-	-	-	-	-	-	-	0.00%
5	Cost of Living Adjustment	-	-	-	-	-	-	-	0.00%
6	GW/Merit Increase	-	-	14,000	-	-	5,040	(8,960)	-64.00%
7	Longevity Pay	-	-	-	-	-	300	300	0.00%
8	Language Incentive	-	-	-	-	-	-	-	0.00%
9	Health Insurance Deductible	-	-	1,208	1,000	1,000	1,000	(208)	-17.22%
10	FICA/Social Security	-	-	6,583	4,580	6,268	6,903	320	4.86%
11	Workers Compensation	-	-	-	-	-	-	-	0.00%
12	State Unemployment Taxes	-	-	9	9	13	9	-	0.00%
13	Retirement - TMRS	-	-	11,333	8,022	11,400	12,010	677	5.97%
14	Health Insurance	-	-	9,066	602	856	8,338	(728)	-8.03%
15	Dental Insurance	-	-	468	14	20	468	-	0.00%
16	Life Insurance	-	-	108	77	109	108	-	0.00%
17	ST/LT Disability Insurance	-	-	558	356	506	585	27	4.84%
18	Vision Insurance	-	-	101	11	16	101	-	0.00%
19	AD&D	-	-	12	9	12	12	-	0.00%
1. Personnel		\$ -	\$ -	\$ 114,286	\$ 76,065	\$ 104,200	\$ 119,764	\$ 5,478	4.79%
20	Travel - City Business	\$ -	\$ -	\$ -	\$ -	\$ -	\$ -	\$ -	0.00%
21	Travel - Training & Conferences	-	-	12,300	1,217	6,100	12,300	-	0.00%
22	Mileage - Reimbursement	-	-	-	284	284	-	-	0.00%
23	Travel - Tolls & Parking	-	-	-	-	-	-	-	0.00%
24	Memberships and Dues	-	-	390	195	390	390	-	0.00%
25	Subscription and Books	-	-	-	-	-	-	-	0.00%
26	Cell Phones/Pagers	-	-	-	-	-	-	-	0.00%
27	Wireless Data Services	-	-	540	-	540	540	-	0.00%
28	Radio Service/Lease	-	-	480	-	480	480	-	0.00%
29	Lease Payments - Motor Vehicles	-	-	-	-	-	15,000	15,000	0.00%
30	Legal Services	-	-	-	945	945	-	-	0.00%
31	Outside Printing	-	-	-	-	-	-	-	0.00%
32	Delivery/Courier Service	-	-	-	-	-	-	-	0.00%
33	Advertising	-	-	-	-	-	-	-	0.00%
34	Public Notices	-	-	-	-	-	-	-	0.00%
35	Document Processing/Filing Fee	-	-	-	-	-	-	-	0.00%
36	IT Software/System Fees	-	-	690	-	690	690	-	0.00%
37	Services - Federal/State ID Verification	-	-	-	-	-	-	-	0.00%
38	Services - Translator	-	-	-	-	-	-	-	0.00%
39	Services - Grant Other	-	-	15,000	-	15,000	-	(15,000)	-100.00%
2. Contractual Services		\$ -	\$ -	\$ 29,400	\$ 2,641	\$ 24,429	\$ 29,400	\$ -	0.00%
40	Uniforms (Buy)	\$ -	\$ -	\$ -	\$ -	\$ -	\$ -	\$ -	0.00%
41	General Office Supplies	-	-	200	99	200	2,200	2,000	1000.00%
42	Postage	-	-	-	-	-	-	-	0.00%
43	City Sponsored Event Supplies	-	-	-	-	-	-	-	0.00%
44	Medical Supplies	-	-	-	-	-	-	-	0.00%
45	Food/Meals	-	-	-	-	-	-	-	0.00%

	Actual 2020-21	Actual 2021-22	Approved Budget 2022-23	Year to Date w/Encumbrance 6/30/2023	Current Year Estimate 2022-23	Council Approved Budget 2023-24	Approved \$ Increase(Decrease) From FY 2022-23 Approved Budget	Approved % Increase(Decrease) From FY 2022-23 Approved Budget
46 Emergency Supplies	-	-	-	-	-	65,000	65,000	0.00%
47 Office Furniture (<\$5K)	-	-	-	-	-	-	-	0.00%
48 Communication Equipment	-	-	750	-	750	750	-	0.00%
49 Computer Hardware	-	-	5,000	-	-	-	(5,000)	-100.00%
50 Computer Software	-	-	-	-	-	-	-	0.00%
51 Equipment - Radios	-	-	18,400	-	18,400	-	(18,400)	-100.00%
3. Commodities	\$ -	\$ -	\$ 24,350	\$ 99	\$ 19,350	\$ 67,950	\$ 43,600	179.06%
52 Communication Equipment	\$ -	\$ -	\$ -	\$ -	\$ -	\$ 122,878	\$ 122,878	0.00%
53 Computer Equipment	-	-	-	-	-	-	-	0.00%
54 Instruments/Apparatus	-	-	-	-	-	-	-	0.00%
55 Motor Vehicles	-	-	-	-	-	-	-	0.00%
6. Non-CIP Capital Outlay	\$ -	\$ -	\$ -	\$ -	\$ -	\$ 122,878	\$ 122,878	0.00%
Total Emergency Management	\$ -	\$ -	\$ 168,036	\$ 78,805	\$ 147,979	\$ 339,992	\$ 171,956	102.33%

EXPENDITURES:

Line No.	HUMAN RESOURCES	Actual 2020-21	Actual 2021-22	Approved Budget 2022-23	Year to Date w/Encumbrance 6/30/2023	Current Year Estimate 2022-23	Council Approved Budget 2023-24	Approved \$ Increase(Decrease) From FY 2022-23 Approved Budget	Approved % Increase(Decrease) From FY 2022-23 Approved Budget
1	Regular Full Time Wages	\$ 180,489	\$ 217,355	\$ 263,746	\$ 227,067	\$ 315,723	\$ 345,397	\$ 81,651	30.96%
2	Regular Part Time Wages	-	-	-	-	-	-	-	0.00%
3	Temporary/Seasonal Wages	-	9,306	-	-	-	-	-	0.00%
4	Overtime Wages	-	466	546	1,144	1,144	500	(46)	-8.42%
5	Vacation Leave	-	-	-	-	-	-	-	0.00%
6	Sick Leave - Regular	-	-	-	-	-	-	-	0.00%
7	Cost of Living Adjustment	-	-	-	-	-	-	-	0.00%
8	GW/Merit Increase	-	-	45,968	-	-	20,506	(25,462)	-55.39%
9	Longevity Pay	4,185	4,635	5,085	5,085	5,085	5,835	750	14.75%
10	Car Allowance	-	115	6,000	2,192	2,192	3,000	(3,000)	-50.00%
11	Language Incentive	452	434	450	329	450	450	-	0.00%
12	Health Insurance Deductible	-	-	4,832	3,500	3,500	4,000	(832)	-17.22%
13	FICA/Social Security	13,943	17,166	24,941	17,585	24,064	28,740	3,799	15.23%
14	Workers Compensation	-	-	-	-	-	-	-	0.00%
15	State Unemployment Taxes	697	174	37	32	43	36	(1)	-1.37%
16	Retirement - TMRS	23,756	28,756	42,937	30,808	42,159	50,004	7,067	16.46%
17	Health Insurance	20,840	29,935	36,263	20,797	28,459	33,351	(2,912)	-8.03%
18	Dental Insurance	1,075	1,444	1,872	1,046	1,432	1,872	-	0.00%
19	Life Insurance	155	207	432	363	497	432	-	0.00%
20	ST/LT Disability Insurance	1,176	1,287	2,113	1,144	1,565	2,431	318	15.05%
21	Vision Insurance	271	281	405	163	223	404	(1)	-0.12%
22	AD&D	35	39	48	30	41	48	-	0.00%
1. Personnel		\$ 247,074	\$ 311,600	\$ 435,674	\$ 311,284	\$ 426,576	\$ 497,006	\$ 61,332	14.08%
23	Travel - Training & Conferences	\$ 5,871	\$ 4,670	\$ 5,800	\$ 6,035	\$ 6,035	\$ 11,150	\$ 5,350	92.24%
24	Mileage - Reimbursement	-	386	2,000	682	1,000	2,000	-	0.00%
25	Travel - Tolls & Parking	-	-	-	-	-	-	-	0.00%
26	Memberships and Dues	2,101	1,221	1,300	1,073	1,300	2,300	1,000	76.92%
27	Subscription and Books	128	128	200	-	200	200	-	0.00%
28	Risk Mgmt-Medical/Svc/Drug Test	-	-	-	-	-	-	-	0.00%
29	Risk Mgmt-Training/Registration	-	-	-	-	-	-	-	0.00%
30	Risk Mgmt-Prof Conferences	-	-	-	-	-	-	-	0.00%
31	Risk Mgmt-Gen Office Supplies	-	-	-	-	-	-	-	0.00%
32	Risk Mgmt-Outside Printing	-	-	-	-	-	-	-	0.00%
33	Risk Mgmt-Incentives/Events	-	-	-	-	-	-	-	0.00%
34	Cell Phones/Pagers	-	-	-	-	-	-	-	0.00%
35	Office Equipment Rental	-	-	-	-	-	-	-	0.00%
36	Rental - Storage	36	36	-	9	12	-	-	0.00%
37	Legal Services	3,649	24,541	2,000	9,875	9,875	2,000	-	0.00%
38	Medical Services/Drug Testing	16,078	9,717	10,000	17,041	20,000	12,000	2,000	20.00%
39	Insurance & Bonds	-	-	-	-	-	-	-	0.00%
40	Outside Printing	-	-	-	165	165	-	-	0.00%

	Actual 2020-21	Actual 2021-22	Approved Budget 2022-23	Year to Date w/Encumbrance 6/30/2023	Current Year Estimate 2022-23	Council Approved Budget 2023-24	Approved \$ Increase(Decrease) From FY 2022-23 Approved Budget	Approved % Increase(Decrease) From FY 2022-23 Approved Budget
41 Delivery/Courier Service	-	-	-	-	-	-	-	0.00%
42 Advertising	8,713	11,070	12,000	15,872	16,000	17,000	5,000	41.67%
43 Miscellaneous Services	-	-	-	-	-	-	-	0.00%
44 New Hire Screening	2,946	4,618	7,000	4,514	7,000	7,000	-	0.00%
45 Consulting Services - Human Resources	-	-	200,000	-	75,000	100,000	(100,000)	-50.00%
46 Training Services	195	10,409	7,000	2,722	7,000	11,000	4,000	57.14%
47 Testing/Certification	50,378	37,839	65,000	57,162	65,000	70,000	5,000	7.69%
48 Other Contract Services	106	836	-	-	-	600	600	0.00%
49 IT Software/System Fees	28,757	28,268	28,265	22,290	28,265	28,265	-	0.00%
50 IT Hosting Services	-	-	-	-	-	-	-	0.00%
51 Services - Employee Benefit Program	3,898	12,690	9,471	17,737	22,102	9,471	-	0.00%
52 Services - Temporary Employment	-	-	-	-	-	-	-	0.00%
53 Services - Health Ins Flex Fee	4,720	1,363	4,500	-	4,500	4,500	-	0.00%
54 Services - Employee Recruitment	727	106	-	-	-	-	-	0.00%
55 COVID-19	-	-	-	-	-	-	-	0.00%
56 Services - Internship	-	-	-	-	-	-	-	0.00%
2. Contractual Services	\$ 128,304	\$ 147,897	\$ 354,536	\$ 155,175	\$ 263,454	\$ 277,486	\$ (77,050)	-21.73%
57 Uniforms (Buy)	\$ -	\$ 186	\$ 250	-	\$ 250	\$ 250	\$ -	0.00%
58 General Office Supplies	1,084	1,510	250	808	808	2,000	1,750	700.00%
59 Postage	12	55	-	59	79	-	-	0.00%
60 City Sponsored Event Supplies	14,989	17,429	25,000	14,030	25,000	45,000	20,000	80.00%
61 Miscellaneous Occasions Supplies	105	-	-	-	-	-	-	0.00%
62 Food/Meals	-	-	-	-	-	500	500	0.00%
63 Miscellaneous Supplies	-	-	-	-	-	-	-	0.00%
64 Office Furniture (<\$5K)	-	-	-	-	-	-	-	0.00%
65 Communication Equipment	-	-	-	-	-	-	-	0.00%
66 Computer Hardware	-	-	1,250	-	1,250	1,250	-	0.00%
67 Computer Software	-	-	-	-	-	55,000	55,000	0.00%
68 Other Office Equipment	-	-	-	-	-	-	-	0.00%
3. Commodities	\$ 16,190	\$ 19,180	\$ 26,750	\$ 14,897	\$ 27,387	\$ 104,000	\$ 77,250	288.79%
69 Computer Software	\$ -	\$ -	\$ -	\$ -	\$ -	\$ -	\$ -	0.00%
6. Non-CIP Capital Outlay	\$ -	\$ -	\$ -	\$ -	\$ -	\$ -	\$ -	0.00%
Total Human Resources	\$ 391,569	\$ 478,677	\$ 816,960	\$ 481,357	\$ 717,417	\$ 878,492	\$ 61,532	7.53%

EXPENDITURES:

Line No. INFORMATION TECHNOLOGY

1 Regular Full Time Wages	\$ 308,804	\$ 361,809	\$ 403,687	\$ 230,363	\$ 330,234	\$ 474,109	\$ 70,422	17.44%
2 Regular Part Time Wages	-	-	-	-	-	-	-	0.00%
3 Temporary/Seasonal Wages	-	-	-	-	-	-	-	0.00%
4 Overtime Wages	5,197	3,586	10,000	2,403	10,000	2,000	(8,000)	-80.00%
5 Vacation Leave	-	-	-	-	-	-	-	0.00%
6 Sick Leave - Regular	-	-	-	-	-	-	-	0.00%
7 Cost of Living Adjustment	-	-	-	-	-	-	-	0.00%
8 GWI/Merit Increase	-	-	64,813	-	-	28,153	(36,660)	-56.56%
9 Longevity Pay	3,855	4,755	5,655	3,210	3,210	2,475	(3,180)	-56.23%
10 Car Allowance	-	-	6,000	4,154	4,154	6,000	-	0.00%
11 Health Insurance Deductible	-	-	7,248	4,750	4,750	6,000	(1,248)	-17.22%
12 FICA/Social Security	23,763	28,120	37,960	18,242	24,962	39,224	1,264	3.33%
13 Workers Compensation	-	-	-	-	-	-	-	0.00%
14 State Unemployment Taxes	1,260	45	54	45	62	54	-	0.00%
15 Retirement - TMRS	41,336	47,770	64,169	31,425	43,003	68,245	4,076	6.35%

	Actual 2020-21	Actual 2021-22	Approved Budget 2022-23	Year to Date w/Encumbrance 6/30/2023	Current Year Estimate 2022-23	Council Approved Budget 2023-24	Approved \$ Increase(Decrease) From FY 2022-23 Approved Budget	Approved % Increase(Decrease) From FY 2022-23 Approved Budget
16 Health Insurance	33,213	36,424	54,395	22,321	30,544	50,026	(4,369)	-8.03%
17 Dental Insurance	1,814	1,739	2,808	1,162	1,591	2,808	-	0.00%
18 Life Insurance	281	419	648	286	391	648	-	0.00%
19 ST/LT Disability Insurance	2,108	1,564	2,999	1,223	1,674	3,310	311	10.37%
20 Vision Insurance	434	321	607	230	314	607	-	0.00%
21 AD&D	58	50	72	32	43	72	-	0.00%
1. Personnel	\$ 422,123	\$ 486,601	\$ 661,115	\$ 319,846	\$ 454,932	\$ 683,731	\$ 22,616	3.42%
22 Travel - City Business	\$ -	\$ -	\$ -	\$ -	\$ -	\$ -	\$ -	0.00%
23 Travel - Employee Recruitment	-	-	-	-	-	-	-	0.00%
24 Travel - Training & Conferences	975	2,029	10,500	5,710	10,500	10,500	-	0.00%
25 Mileage - Reimbursement	-	-	-	-	-	-	-	0.00%
26 Travel - Tolls & Parking	-	-	-	-	-	-	-	0.00%
27 Memberships and Dues	674	674	200	275	200	275	75	37.50%
28 Subscription and Books	-	-	200	-	200	125	(75)	-37.50%
29 Annual Facility Lease	-	-	-	-	-	-	-	0.00%
30 Telephone System	-	-	-	-	-	-	-	0.00%
31 Cell Phones/Wireless Data Services	62,799	52,975	55,500	63,630	74,500	74,500	19,000	34.23%
32 Internet Service	-	2,802	-	-	-	-	-	0.00%
33 Wireless Data Services	17,323	19,577	-	-	-	-	-	0.00%
34 Lease Payments - Motor Vehicles	6,426	6,493	6,500	4,814	6,419	6,500	-	0.00%
35 Motor Vehicle Repair/Maint	-	13	2,500	26	2,500	2,500	-	0.00%
36 Other Equip Maint/Repair	330	-	2,500	-	2,500	2,500	-	0.00%
37 Office Equipment Maint/Repair	-	-	1,800	18	1,800	1,800	-	0.00%
38 Computer Equip Maint/Repair	-	-	7,000	214	7,000	7,000	-	0.00%
39 Communication Equip Repair	-	-	4,700	189	4,700	4,700	-	0.00%
40 Office Equipment Rental	-	-	-	-	-	-	-	0.00%
41 Rental - Storage	-	-	-	-	-	-	-	0.00%
42 Insurance & Bonds	-	-	-	-	-	-	-	0.00%
43 Delivery/Courier Service	13	-	-	-	-	-	-	0.00%
44 Advertising	-	-	-	-	-	-	-	0.00%
45 Training Services	-	-	-	-	-	-	-	0.00%
46 Other Contract Services	-	-	-	-	-	-	-	0.00%
47 IT Software/System Fees	257,960	424,258	352,000	228,654	352,000	362,601	10,601	3.01%
48 IT Hosting Services	-	-	-	-	-	-	-	0.00%
49 IT Online Services (Tyler)	1,922	1,955	-	-	-	-	-	0.00%
50 IT Consulting Services	1,201	-	8,700	3,194	8,700	8,700	-	0.00%
51 IT Warranties	-	-	-	-	-	-	-	0.00%
52 Emergency-Flood/Storm	-	-	-	-	-	-	-	0.00%
53 COVID-19	-	-	-	-	-	-	-	0.00%
2. Contractual Services	\$ 349,623	\$ 510,776	\$ 452,100	\$ 306,724	\$ 471,019	\$ 481,701	\$ 29,601	6.55%
54 Uniforms (Buy)	\$ -	\$ -	\$ 1,000	-	\$ 1,000	\$ 1,000	\$ -	0.00%
55 General Office Supplies	273	207	1,000	989	1,000	1,000	-	0.00%
56 Postage	-	-	-	-	-	-	-	0.00%
57 City Sponsored Event Supplies	-	-	-	-	-	-	-	0.00%
58 Medical Supplies	-	-	-	-	-	-	-	0.00%
59 Minor Tools/Instruments	-	-	-	-	-	-	-	0.00%
60 Training Supplies	-	-	-	-	-	-	-	0.00%
61 Miscellaneous Occasions Supplies	-	-	-	-	-	-	-	0.00%
62 Food/Meals	-	-	-	-	-	-	-	0.00%
63 Office Furniture (<\$5K)	-	-	2,000	-	2,000	2,000	-	0.00%
64 Communication Equipment	-	-	-	-	-	-	-	0.00%
65 Photographic Equipment	-	-	-	-	-	-	-	0.00%

	Actual 2020-21	Actual 2021-22	Approved Budget 2022-23	Year to Date w/Encumbrance 6/30/2023	Current Year Estimate 2022-23	Council Approved Budget 2023-24	Approved \$ Increase(Decrease) From FY 2022-23 Approved Budget	Approved % Increase(Decrease) From FY 2022-23 Approved Budget
66 Computer Hardware	70,375	66,679	73,500	52,863	73,500	112,393	38,893	52.92%
67 Computer Software	5,543	29,002	14,500	6,236	14,500	14,500	-	0.00%
68 Instruments/Apparatus	-	-	-	-	-	-	-	0.00%
69 General Electronic Equipment	-	-	-	-	-	-	-	0.00%
70 Other Office Equipment	-	-	-	-	-	-	-	0.00%
71 Fuel	32	172	600	175	600	600	-	0.00%
3. Commodities	\$ 76,223	\$ 96,061	\$ 92,600	\$ 60,262	\$ 92,600	\$ 131,493	\$ 38,893	42.00%
72 Office Furniture (>\$5K)	\$ -	\$ -	\$ -	\$ -	\$ -	\$ -	\$ -	0.00%
73 Communication Equipment	-	-	-	-	-	-	-	0.00%
74 Computer Equipment	-	-	-	-	-	-	-	0.00%
75 Instruments/Apparatus	-	-	-	-	-	-	-	0.00%
76 Motor Vehicles	-	-	-	-	-	-	-	0.00%
77 Building & Storage Facilities	-	-	-	-	-	-	-	0.00%
6. Non-CIP Capital Outlay	\$ -	\$ -	\$ -	\$ -	\$ -	\$ -	\$ -	0.00%
Total Information Technology	\$ 847,969	\$ 1,093,438	\$ 1,205,815	\$ 686,832	\$ 1,018,551	\$ 1,296,925	\$ 91,110	7.56%

EXPENDITURES:

Line No.	COMMUNICATIONS	Actual 2020-21	Actual 2021-22	Approved Budget 2022-23	Year to Date w/Encumbrance 6/30/2023	Current Year Estimate 2022-23	Council Approved Budget 2023-24	Approved \$ Increase(Decrease) From FY 2022-23 Approved Budget	Approved % Increase(Decrease) From FY 2022-23 Approved Budget
1	Regular Full Time Wages	\$ 217,486	\$ 211,830	\$ 236,177	\$ 213,307	\$ 281,894	\$ 344,620	\$ 108,443	45.92%
2	Temporary/Seasonal Wages	257	2,685	7,500	-	7,500	-	(7,500)	-100.00%
3	Overtime Wages	335	121	-	6,340	5,000	1,000	1,000	0.00%
4	Vacation Leave	-	-	-	-	-	-	-	0.00%
5	Sick Leave - Regular	-	-	-	-	-	-	-	0.00%
6	Cost of Living Adjustment	-	-	-	-	-	-	-	0.00%
7	GW/Merit Increase	-	-	46,675	-	-	17,867	(28,808)	-61.72%
8	Longevity Pay	-	960	1,680	1,185	1,185	1,920	240	14.29%
9	Language Incentive	-	-	-	-	-	6,000	6,000	0.00%
10	Car Allowance	-	231	6,000	4,385	6,000	-	(6,000)	-100.00%
11	Health Insurance Deductible	-	-	4,832	4,000	4,000	5,000	168	3.48%
12	FICA/Social Security	16,380	16,449	22,595	16,976	23,230	28,413	5,818	25.75%
13	Workers Compensation	-	-	-	-	-	-	-	0.00%
14	State Unemployment Taxes	1,219	65	36	45	62	45	9	25.00%
15	Retirement - TMRS	28,350	27,528	38,899	29,443	40,291	49,434	10,535	27.08%
16	Health Insurance	34,172	29,378	36,263	25,001	34,212	41,689	5,426	14.96%
17	Dental Insurance	1,785	1,735	1,872	1,197	1,638	2,340	468	25.00%
18	Life Insurance	238	321	432	311	425	540	108	25.00%
19	ST/LT Disability Insurance	1,598	1,082	1,914	1,247	1,707	2,400	486	25.39%
20	Vision Insurance	441	425	404	226	309	505	101	25.00%
21	AD&D	49	39	48	35	47	60	12	25.00%
22	Personnel Vacancy Savings	-	-	-	-	-	(3,257)	(3,257)	0.00%
1. Personnel		\$ 302,309	\$ 292,849	\$ 405,327	\$ 303,696	\$ 407,499	\$ 498,576	\$ 93,249	23.01%
23	Travel - Training & Conferences	\$ 2,780	\$ 2,214	\$ 9,654	\$ 715	\$ 9,654	\$ 10,540	\$ 886	9.18%
24	Mileage - Reimbursement	-	-	2,874	412	2,874	2,874	-	0.00%
25	Travel - Tolls & Parking	-	-	-	-	-	-	-	0.00%
26	Memberships and Dues	453	424	1,090	426	1,090	1,090	-	0.00%
27	Subscription and Books	-	-	-	-	-	-	-	0.00%
28	Cell Phones/Pagers	-	-	-	-	-	-	-	0.00%
29	Lease Payments - Motor Vehicles	-	-	8,100	-	-	8,100	-	0.00%
30	Office Equipment Rental	-	-	-	-	-	-	-	0.00%
31	Legal Services	1,003	2,100	3,267	2,013	3,267	3,267	-	0.00%
32	Outside Printing	4,830	8,244	27,110	10,340	27,110	27,110	-	0.00%
33	Delivery/Courier Service	-	-	500	-	500	500	-	0.00%
34	Advertising	30,102	24,018	10,372	7,674	10,372	25,372	15,000	144.62%
35	Pubic Notices	-	-	-	-	-	1,500	1,500	0.00%
36	IT Software/System Fees	12,077	22,358	27,889	24,731	24,731	27,889	-	0.00%
37	Services - Translator	-	230	3,800	492	1,500	3,800	-	0.00%
38	COVID-19	9,765	-	-	-	-	-	-	0.00%

	Actual 2020-21	Actual 2021-22	Approved Budget 2022-23	Year to Date w/Encumbrance 6/30/2023	Current Year Estimate 2022-23	Council Approved Budget 2023-24	Approved \$ Increase(Decrease) From FY 2022-23 Approved Budget	Approved % Increase(Decrease) From FY 2022-23 Approved Budget
39 Services - Internship	-	-	-	-	-	-	-	0.00%
40 Services - Consulting/Marketing	15,000	18,000	18,000	18,000	18,000	18,000	-	0.00%
41 Services - Video Production/Graphic Design	375	2,950	10,000	2,900	10,000	90,000	80,000	800.00%
42 Services - Brand Ambassador	-	50,000	50,000	-	50,000	-	(50,000)	-100.00%
2. Contractual Services	\$ 76,384	\$ 130,537	\$ 172,656	\$ 67,702	\$ 159,098	\$ 220,042	\$ 47,386	27.45%
43 Uniforms (Buy)	\$ -	\$ -	\$ 500	-	\$ 500	\$ 750	\$ 250	50.00%
44 General Office Supplies	203	1,146	6,350	637	3,350	6,850	500	7.87%
45 Postage	120	-	-	-	-	-	-	0.00%
46 Awards, Plaques & Recognition Supplies	-	1,233	850	633	850	850	-	0.00%
47 Minor Tools/Instruments	-	-	-	-	-	-	-	0.00%
48 Training Supplies	-	-	-	-	-	-	-	0.00%
49 Miscellaneous Occasions Supplies	-	83	115	182	182	1,000	885	769.57%
50 Food/Meals	335	335	200	94	200	200	-	0.00%
51 Miscellaneous Supplies	1,610	-	200	201	200	200	-	0.00%
52 Office Furniture (<\$5K)	-	381	-	-	-	1,500	1,500	0.00%
53 Communication Equipment	-	-	-	-	-	-	-	0.00%
54 Photographic Equipment	11,140	3,976	-	-	-	-	-	0.00%
55 Computer Hardware	2,917	259	1,400	2,100	2,100	2,500	1,100	78.57%
3. Commodities	\$ 16,325	\$ 7,413	\$ 9,615	\$ 3,846	\$ 7,382	\$ 13,850	\$ 4,235	44.05%
Total Communications	\$ 395,018	\$ 430,799	\$ 587,598	\$ 375,243	\$ 573,978	\$ 732,468	\$ 144,870	24.65%

EXPENDITURES:

Line No. BUILDING INSPECTION DIVISION

1 Regular Full Time Wages	\$ 344,886	\$ 273,074	\$ 418,122	\$ 195,785	\$ 297,916	\$ 678,693	\$ 260,571	62.32%
2 Regular Part Time Wages	-	-	-	-	-	-	-	0.00%
3 Temporary/Seasonal Wages	-	-	25,000	-	25,000	25,000	-	0.00%
4 Overtime Wages	14,508	5,711	12,500	7,722	12,500	5,000	(7,500)	-60.00%
5 Vacation Leave	-	-	-	-	-	-	-	0.00%
6 Sick Leave - Regular	-	-	-	-	-	-	-	0.00%
7 Cost of Living Adjustment	-	-	-	-	-	-	-	0.00%
8 GWI/Merit Increase	-	-	74,135	-	-	31,389	(42,746)	-57.66%
9 Longevity Pay	5,760	4,935	5,355	5,085	5,085	4,245	(1,110)	-20.73%
10 Car Allowance	-	-	6,000	-	-	6,000	-	0.00%
11 Language Incentive	2,202	1,842	900	900	1,232	900	-	0.00%
12 Health Insurance Deductible	-	-	9,664	4,000	4,000	9,000	(664)	-6.87%
13 FICA/Social Security	27,946	21,757	42,111	15,521	21,239	57,469	15,358	36.47%
14 Workers Compensation	-	-	-	-	-	-	-	0.00%
15 State Unemployment Taxes	2,085	54	72	59	81	81	9	12.50%
16 Retirement - TMRS	47,621	36,905	72,496	27,289	37,343	99,989	27,493	37.92%
17 Health Insurance	46,374	40,921	72,526	26,351	36,060	75,039	2,513	3.46%
18 Dental Insurance	2,556	1,951	3,744	1,251	1,712	4,212	468	12.50%
19 Life Insurance	152	441	864	324	443	972	108	12.50%
20 ST/LT Disability Insurance	2,178	1,454	3,324	1,043	1,427	4,674	1,350	40.61%
21 Vision Insurance	611	456	809	291	398	910	101	12.48%
22 AD&D	34	52	96	36	49	108	12	12.50%
23 Personnel Vacancy Savings	-	-	-	-	-	(3,257)	(3,257)	0.00%
1. Personnel	\$ 496,912	\$ 389,554	\$ 747,718	\$ 285,657	\$ 444,486	\$ 1,000,424	\$ 252,706	33.80%
24 Travel - Employee Recruitment	\$ -	\$ -	\$ -	\$ 591	\$ 591	\$ -	\$ -	0.00%
25 Travel - Training & Conferences	-	-	500	1,128	1,128	22,600	22,100	4420.00%
26 Mileage - Reimbursement	58	332	100	74	100	1,000	900	900.00%
27 Memberships and Dues	145	145	1,000	365	1,000	1,000	-	0.00%
28 Subscription and Books	1,355	395	4,500	-	2,500	4,500	-	0.00%
29 Light & Power	-	-	-	-	-	-	-	0.00%
30 Telephone System	-	-	-	-	-	-	-	0.00%
31 Cell Phones/Pagers	-	-	-	-	-	1,000	1,000	0.00%
32 Wireless Data Services	-	-	-	-	-	-	-	0.00%
33 Lease Payments - Motor Vehicles	25,622	24,108	26,000	9,254	12,339	35,000	9,000	34.62%

	Actual 2020-21	Actual 2021-22	Approved Budget 2022-23	Year to Date w/Encumbrance 6/30/2023	Current Year Estimate 2022-23	Council Approved Budget 2023-24	Approved \$ Increase(Decrease) From FY 2022-23 Approved Budget	Approved % Increase(Decrease) From FY 2022-23 Approved Budget	
34	Motor Vehicle Repair/Maint	460	1,910	3,000	28	3,000	10,000	7,000	233.33%
35	Body Shop Repairs	-	-	-	-	-	-	-	0.00%
36	Other Equip Maint/Repair	-	-	-	-	-	-	-	0.00%
37	Office Equipment Maint/Repair	-	-	-	-	-	-	-	0.00%
38	Computer Equip Maint/Repair	25	-	-	-	-	-	-	0.00%
39	Communication Equip Repair	-	-	-	-	-	-	-	0.00%
40	Office Equipment Rental	5,270	5,492	6,500	3,700	4,933	13,000	6,500	100.00%
41	Rental - Storage	3,573	3,602	3,650	1,209	1,612	3,650	-	0.00%
42	Legal Services	925	2,748	1,000	-	1,000	1,000	-	0.00%
43	Engineering Services	-	-	-	-	-	-	-	0.00%
44	County Recording Fees	-	-	-	-	-	-	-	0.00%
45	Credit Card Fees	314,288	473,592	350,000	296,236	450,000	475,000	125,000	35.71%
46	Insurance & Bonds	-	-	-	-	-	-	-	0.00%
47	Outside Printing	664	97	1,100	298	1,100	1,100	-	0.00%
48	Delivery/Courier Service	-	-	-	-	-	-	-	0.00%
49	Advertising	-	-	-	-	-	-	-	0.00%
50	Training Services	-	-	-	-	-	-	-	0.00%
51	Communication-Public Relations	-	-	-	-	-	-	-	0.00%
52	Testing/Certification	660	4,100	7,000	2,026	5,000	15,000	8,000	114.29%
53	Other Contract Services	-	-	-	-	-	-	-	0.00%
54	IT Software/System Fees	21,246	15,512	43,558	16,627	43,558	43,558	-	0.00%
55	Services - Demolition/Lot Clean	-	-	-	-	-	-	-	0.00%
56	Services - Inspections (Contract)	1,023,722	1,596,055	1,300,000	1,593,995	2,125,327	1,900,000	600,000	46.15%
57	Services - Plan Reviews	207,284	508,117	700,000	401,895	535,860	700,000	-	0.00%
58	Permit Fee Waiver for Small Businesses	-	-	-	-	-	100,000	100,000	0.00%
59	COVID-19	51	-	-	-	-	-	-	0.00%
60	Services - Inspections (ESD#5)	239,462	179,369	275,000	125,948	167,931	275,000	-	0.00%
2. Contractual Services		\$ 1,844,808	\$ 2,815,573	\$ 2,722,908	\$ 2,453,374	\$ 3,356,979	\$ 3,602,408	\$ 879,500	32.30%
61	Uniforms (Buy)	\$ 511	\$ 1,628	\$ 2,300	\$ 1,543	\$ 2,300	\$ 4,500	\$ 2,200	95.65%
62	General Office Supplies	791	1,891	2,500	925	2,000	3,500	1,000	40.00%
63	Postage	3	6	100	1	100	100	-	0.00%
64	City Sponsored Event Supplies	-	-	-	-	-	-	-	0.00%
65	Medical Supplies	-	-	-	-	-	-	-	0.00%
66	Minor Tools/Instruments	120	-	200	80	200	3,500	3,300	1650.00%
67	Training Supplies	-	-	-	-	-	-	-	0.00%
68	Miscellaneous Occasions Supplies	-	-	-	-	-	-	-	0.00%
69	Food/Meals	39	108	500	239	500	500	-	0.00%
70	Miscellaneous Supplies	-	-	-	-	-	-	-	0.00%
71	Office Furniture (<\$5K)	-	-	-	-	-	2,500	2,500	0.00%
72	Communication Equipment	-	-	-	-	-	-	-	0.00%
73	Computer Hardware	4,075	-	6,600	2,053	6,600	10,100	3,500	53.03%
74	Computer Software	-	-	-	-	-	-	-	0.00%
75	Instruments/Apparatus	-	-	-	-	-	-	-	0.00%
76	Other Office Equipment	-	-	-	-	-	-	-	0.00%
77	Fuel	3,065	4,336	6,500	1,576	2,102	8,000	1,500	23.08%
3. Commodities		\$ 8,604	\$ 7,969	\$ 18,700	\$ 6,417	\$ 13,802	\$ 32,700	\$ 14,000	74.87%
78	Office Furniture (>\$5K)	\$ -	\$ -	\$ -	\$ -	\$ -	\$ -	\$ -	0.00%
79	Instruments/Apparatus	-	-	-	-	-	-	-	0.00%
80	Motor Vehicles	-	-	-	-	-	-	-	0.00%
6. Non-CIP Capital Outlay		\$ -	\$ -	\$ -	\$ -	\$ -	\$ -	\$ -	0.00%
Total Building Inspection Division		\$ 2,350,324	\$ 3,213,096	\$ 3,489,326	\$ 2,745,449	\$ 3,815,266	\$ 4,635,532	\$ 1,146,206	32.85%

		Actual 2020-21	Actual 2021-22	Approved Budget 2022-23	Year to Date w/Encumbrance 6/30/2023	Current Year Estimate 2022-23	Council Approved Budget 2023-24	Approved \$ Increase(Decrease) From FY 2022-23 Approved Budget	Approved % Increase(Decrease) From FY 2022-23 Approved Budget
EXPENDITURES:									
Line No. PLANNING									
1	Regular Full Time Wages	\$ 347,471	\$ 290,295	\$ 447,791	\$ 357,131	\$ 528,705	\$ 524,674	\$ 76,883	17.17%
2	Regular Part Time Wages	-	4,928	-	-	-	-	-	0.00%
3	Overtime Wages	201	7,749	-	15,607	14,000	1,000	1,000	0.00%
4	Vacation Leave	-	-	-	-	-	-	-	0.00%
5	Sick Leave - Regular	-	-	-	-	-	-	-	0.00%
6	Cost of Living Adjustment	-	-	-	-	-	-	-	0.00%
7	GW/Merit Increase	-	-	88,496	-	-	31,150	(57,346)	-64.80%
8	Longevity Pay	6,105	5,955	6,675	6,675	6,675	7,665	990	14.83%
9	Car Allowance	-	231	6,000	4,385	6,000	6,000	-	0.00%
10	Health Insurance Deductible	-	-	7,248	6,000	6,000	6,000	(1,248)	-17.22%
11	FICA/Social Security	26,839	23,445	42,550	28,733	39,319	43,642	1,092	2.57%
12	Workers Compensation	-	-	-	-	-	-	-	0.00%
13	State Unemployment Taxes	1,260	45	54	54	74	54	-	0.00%
14	Retirement - TMRS	46,002	39,270	73,253	50,190	68,682	75,932	2,679	3.66%
15	Health Insurance	41,156	36,033	54,395	35,791	48,977	50,026	(4,369)	-8.03%
16	Dental Insurance	2,310	1,753	2,808	1,759	2,408	2,808	-	0.00%
17	Life Insurance	306	306	648	446	610	648	-	0.00%
18	ST/LT Disability Insurance	2,410	1,579	3,604	2,060	2,819	3,690	86	2.39%
19	Vision Insurance	556	390	607	394	540	607	-	0.00%
20	AD&D	57	44	72	50	68	72	-	0.00%
1. Personnel		\$ 474,673	\$ 412,022	\$ 734,201	\$ 509,275	\$ 723,261	\$ 753,968	\$ 19,767	2.69%
21	Travel - City Business	\$ -	\$ -	\$ 500	-	\$ -	\$ 500	\$ -	0.00%
22	Travel - P & Z Commission	-	-	21,000	6,298	8,397	21,000	-	0.00%
23	Travel - Training & Conferences	1,580	7,080	12,000	10,140	12,000	20,000	8,000	66.67%
24	Mileage - Reimbursement	-	127	1,000	488	1,000	1,000	-	0.00%
25	Travel - Tolls & Parking	-	-	-	-	-	-	-	0.00%
26	Memberships and Dues	1,227	582	1,500	1,103	1,500	1,500	-	0.00%
27	Subscription and Books	-	-	400	-	-	400	-	0.00%
28	Telephone System	-	-	-	-	-	-	-	0.00%
29	Cell Phones/Pagers	-	-	-	-	-	-	-	0.00%
30	Motor Vehicle Repair/Maint	-	7	-	-	-	-	-	0.00%
31	Computer Equip Maint/Repair	-	-	-	-	-	-	-	0.00%
32	Office Equipment Rental	-	-	-	-	-	-	-	0.00%
33	Rental - Storage	171	177	200	61	81	200	-	0.00%
34	Legal Services	25,932	37,940	30,000	26,692	30,000	35,000	5,000	16.67%
35	Engineering Services	-	-	-	-	-	-	-	0.00%
36	Other Professional Services	-	-	-	-	-	-	-	0.00%
37	County Recording Fees	-	784	800	-	800	800	-	0.00%
38	Credit Card Fees	272	-	1,500	-	1,500	1,500	-	0.00%
39	Insurance & Bonds	-	-	-	-	-	-	-	0.00%
40	Outside Printing	-	330	-	707	707	-	-	0.00%
41	Advertising	-	-	-	-	-	-	-	0.00%
42	Public Notices	6,008	11,158	8,000	4,729	8,000	8,000	-	0.00%
43	Consulting Services - Planning	-	1,575	408,515	300,000	408,515	500,000	91,485	22.39%
44	CDBG Program	-	-	-	-	-	-	-	0.00%
45	Communication-Public Relations	-	-	46,485	46,485	46,485	-	(46,485)	-100.00%
46	Other Contract Services	-	-	30,000	-	30,000	30,000	-	0.00%
47	IT Software/System Fees	20,599	21,306	25,540	57,105	57,105	25,540	-	0.00%
48	Services - Inspections/Reviews	11,650	15,150	10,000	6,800	10,000	10,000	-	0.00%
49	Services - Survey	-	-	-	-	-	-	-	0.00%
50	COVID-19	-	-	-	-	-	-	-	0.00%
2. Contractual Services		\$ 67,438	\$ 96,216	\$ 597,440	\$ 460,607	\$ 616,090	\$ 655,440	\$ 58,000	9.71%

	Actual 2020-21	Actual 2021-22	Approved Budget 2022-23	Year to Date w/Encumbrance 6/30/2023	Current Year Estimate 2022-23	Council Approved Budget 2023-24	Approved \$ Increase(Decrease) From FY 2022-23 Approved Budget	Approved % Increase(Decrease) From FY 2022-23 Approved Budget
51 Uniforms (Buy)	\$ -	\$ -	\$ 400		\$ 400	\$ 400	\$ -	0.00%
52 General Office Supplies	323	209	1,000	1,274	1,274	1,000	-	0.00%
53 Postage	673	2,750	3,000	36	3,000	3,000	-	0.00%
54 Signs, Graphics & Banners	3,683	3,808	5,500	3,054	5,500	5,500	-	0.00%
55 City Sponsored Event Supplies	-	-	400	197	400	400	-	0.00%
56 Food/Meals	-	153	2,000	1,469	2,000	2,000	-	0.00%
57 Miscellaneous Supplies	-	-	-	-	-	-	-	0.00%
58 Office Furniture (<\$5K)	-	600	3,000	-	-	3,000	-	0.00%
59 Computer Hardware	-	-	3,500	-	-	3,500	-	0.00%
3. Commodities	\$ 4,679	\$ 7,520	\$ 18,800	\$ 6,029	\$ 12,574	\$ 18,800	\$ -	0.00%
60 Office Furniture (>\$5K)	\$ -	\$ -	\$ -	\$ -	\$ -	\$ -	\$ -	0.00%
61 Other Equipment	-	-	-	-	-	7,000	7,000	0.00%
6. Non-CIP Capital Outlay	\$ -	\$ -	\$ -	\$ -	\$ -	\$ 7,000	\$ 7,000	0.00%
Total Planning	\$ 546,789	\$ 515,758	\$ 1,350,441	\$ 975,912	\$ 1,351,925	\$ 1,435,208	\$ 84,767	6.28%

EXPENDITURES:

Line No.	ECONOMIC DEVELOPMENT								
1	Regular Full Time Wages	\$ 208,622	\$ 234,738	\$ 229,756	\$ 120,445	\$ 164,819	\$ 222,413	\$ (7,343)	-3.20%
2	Temporary/Seasonal Wages	-	-	-	-	-	-	-	0.00%
3	Overtime Wages	-	-	-	1,439	1,969	1,000	1,000	0.00%
4	Vacation Leave	-	-	-	-	-	-	-	0.00%
5	Sick Leave - Regular	-	-	-	-	-	-	-	0.00%
6	Cost of Living Adjustment	-	-	-	-	-	-	-	0.00%
7	GW/Merit Increase	-	-	45,406	-	-	13,205	(32,201)	-70.92%
8	Longevity Pay	4,545	5,220	5,760	2,670	2,670	3,030	(2,730)	-47.40%
9	Car Allowance	-	-	6,000	4,154	4,154	6,000	-	0.00%
10	Language Incentive	904	869	900	658	900	900	-	0.00%
11	Health Insurance Deductible	-	-	3,624	2,000	2,000	3,000	(624)	-17.22%
12	FICA/Social Security	15,320	17,469	22,296	9,421	12,891	18,861	(3,435)	-15.41%
13	Workers Compensation	-	-	-	-	-	-	-	0.00%
14	State Unemployment Taxes	756	27	27	18	25	27	-	0.00%
15	Retirement - TMRS	27,831	31,092	38,384	16,906	23,135	32,815	(5,569)	-14.51%
16	Health Insurance	24,439	21,399	27,197	11,975	16,387	25,013	(2,184)	-8.03%
17	Dental Insurance	1,361	1,034	1,404	523	716	1,404	-	0.00%
18	Life Insurance	194	222	324	153	209	324	-	0.00%
19	ST/LT Disability Insurance	1,330	925	1,889	643	880	1,591	(298)	-15.78%
20	Vision Insurance	325	246	303	130	178	303	-	0.00%
21	AD&D	41	24	36	17	23	36	-	0.00%
1. Personnel	\$ 285,669	\$ 313,265	\$ 383,306	\$ 171,151	\$ 230,956	\$ 329,922	\$ (53,384)	-13.93%	
22	Travel - City Business	\$ -	\$ -	\$ -	\$ -	\$ -	\$ -	\$ -	0.00%
23	Travel - Training & Conferences	13,603	14,479	25,200	5,118	10,200	27,800	2,600	10.32%
24	Mileage - Reimbursement	1,141	1,718	2,000	791	2,000	1,500	(500)	-25.00%
25	Travel - Tolls & Parking	70	-	-	-	-	-	-	0.00%
26	Memberships and Dues	13,625	22,430	15,825	17,605	17,605	15,825	-	0.00%
27	Subscription and Books	689	296	400	106	400	400	-	0.00%
28	Telephone System	-	-	-	-	-	-	-	0.00%
29	Cell Phones/Pagers	-	-	-	-	-	-	-	0.00%
30	Wireless Data Services	-	-	-	-	-	-	-	0.00%
31	Office Equipment Rental	-	-	-	-	-	-	-	0.00%
32	Legal Services	3,111	16,328	5,000	7,341	7,341	5,000	-	0.00%
33	Outside Printing	1,203	-	1,000	205	1,000	4,000	3,000	300.00%
34	Delivery/Courier Service	44	-	-	-	-	-	-	0.00%
35	Advertising	14,689	5,364	20,000	5,159	18,000	70,000	50,000	250.00%
36	Public Notices	95	-	-	-	-	-	-	0.00%
37	Consulting Services - Economic Development	13,557	35,810	225,000	9,975	25,000	175,000	(50,000)	-22.22%
38	Communication-Public Relations	-	-	-	-	-	-	-	0.00%
39	Training/Certification	-	-	-	-	-	-	-	0.00%

	Actual 2020-21	Actual 2021-22	Approved Budget 2022-23	Year to Date w/Encumbrance 6/30/2023	Current Year Estimate 2022-23	Council Approved Budget 2023-24	Approved \$ Increase(Decrease) From FY 2022-23 Approved Budget	Approved % Increase(Decrease) From FY 2022-23 Approved Budget
40 IT Software/System Fees	12,125	10,301	17,350	4,000	17,350	17,350	-	0.00%
41 COVID-19	-	-	-	-	-	-	-	0.00%
42 Small Business Support (Kyle Cash Program)	-	-	-	-	-	50,000	50,000	0.00%
43 Downtown Facade Improvement Grant	-	-	-	-	-	75,000	75,000	0.00%
Seton 380 Developer Agrmnt	-	-	-	-	-	-	-	0.00%
DDR DB 380 Developer Agrmnt	-	-	-	-	-	-	-	0.00%
2. Contractual Services	\$ 73,952	\$ 106,726	\$ 311,775	\$ 50,300	\$ 98,896	\$ 441,875	\$ 130,100	41.73%
44 Uniforms (Buy)	\$ -	\$ 436	\$ 650		\$ 650	\$ 650	\$ -	0.00%
45 General Office Supplies	449	820	800	631	800	800	-	0.00%
46 Postage	93	11	500	114	500	500	-	0.00%
47 City Sponsored Event Supplies	71	7,912	10,000	1,870	10,000	12,500	2,500	25.00%
48 Miscellaneous Occasions Supplies	436	175	-	-	-	-	-	0.00%
49 Food/Meals	656	1,167	2,150	1,535	2,150	2,150	-	0.00%
50 Miscellaneous Supplies	194	-	200	180	200	200	-	0.00%
51 Office Furniture (<\$5K)	-	-	300	-	-	300	-	0.00%
52 Computer Hardware	-	-	-	549	549	-	-	0.00%
53 Computer Software	-	-	-	-	-	-	-	0.00%
3. Commodities	\$ 1,898	\$ 10,522	\$ 14,600	\$ 4,879	\$ 14,849	\$ 17,100	\$ 2,500	17.12%
Total Economic Development	\$ 361,519	\$ 430,512	\$ 709,681	\$ 226,330	\$ 344,701	\$ 788,897	\$ 79,216	11.16%

EXPENDITURES:

Line No.	BUDGET & ACCOUNTING								
1	Regular Full Time Wages	\$ 393,696	\$ 473,496	\$ 591,402	\$ 442,321	\$ 605,282	\$ 1,046,904	\$ 455,502	77.02%
2	Regular Part Time Wages	-	-	-	-	-	-	-	0.00%
3	Temporary/Seasonal Wages	-	-	-	-	-	-	-	0.00%
4	Overtime Wages	6,910	8,326	3,000	7,248	9,918	2,500	(500)	-16.67%
5	Vacation Leave	-	-	-	-	-	-	-	0.00%
6	Sick Leave - Regular	-	-	-	-	-	-	-	0.00%
7	Cost of Living Adjustment	-	-	-	-	-	-	-	0.00%
8	GW/Merit Increase	-	-	92,004	-	-	43,954	(48,050)	-52.23%
9	Longevity Pay	7,373	8,363	9,608	9,608	9,608	10,778	1,170	12.18%
10	Car Allowance	-	577	3,000	2,192	2,192	3,000	-	0.00%
11	Language Incentive	1,807	1,738	1,800	1,316	1,800	1,800	-	0.00%
12	Health Insurance Deductible	-	-	10,570	6,500	6,500	11,840	1,270	12.02%
13	FICA/Social Security	29,776	36,226	54,213	33,656	46,055	84,834	30,621	56.48%
14	Workers Compensation	-	-	-	-	-	-	-	0.00%
15	State Unemployment Taxes	1,638	59	79	59	80	113	34	42.59%
16	Retirement - TMRS	53,294	63,581	93,519	60,451	82,722	147,599	54,080	57.83%
17	Health Insurance	40,862	44,072	79,326	32,763	44,833	98,718	19,393	24.45%
18	Dental Insurance	2,602	2,688	4,095	1,928	2,638	5,541	1,446	35.31%
19	Life Insurance	346	477	945	537	734	1,279	334	35.34%
20	ST/LT Disability Insurance	2,677	2,502	4,519	2,302	3,151	7,170	2,651	58.66%
21	Vision Insurance	637	621	884	423	579	1,197	313	35.37%
22	AD&D	61	56	99	55	76	142	43	43.43%
23	Personnel Vacancy Savings	-	-	-	-	-	(9,772)	(9,772)	0.00%
1. Personnel	\$ 541,679	\$ 642,780	\$ 949,063	\$ 601,358	\$ 816,169	\$ 1,457,597	\$ 508,534	53.58%	
24	Travel - City Business	\$ -	\$ -	\$ -	\$ -	\$ -	\$ -	\$ -	0.00%
25	Travel - Employee Recruitment	-	-	-	-	-	-	-	0.00%
26	Travel - Training & Conferences	2,153	4,733	4,625	8,216	7,000	6,625	2,000	43.24%
27	Mileage - Reimbursement	497	471	1,000	-	500	1,000	-	0.00%
28	Memberships and Dues	1,505	1,350	1,500	1,273	1,500	1,500	-	0.00%
29	Subscription and Books	519	154	250	105	250	250	-	0.00%
30	Telephone System	-	-	-	-	-	-	-	0.00%
31	Cell Phones/Pagers	-	-	-	-	-	-	-	0.00%
32	Internet Service	-	-	-	-	-	-	-	0.00%
33	Lease Payments - Motor Vehicles	-	-	-	-	-	12,000	12,000	0.00%
34	Office Equipment Maint/Repair	139	-	-	313	313	-	-	0.00%

	Actual 2020-21	Actual 2021-22	Approved Budget 2022-23	Year to Date w/Encumbrance 6/30/2023	Current Year Estimate 2022-23	Council Approved Budget 2023-24	Approved \$ Increase(Decrease) From FY 2022-23 Approved Budget	Approved % Increase(Decrease) From FY 2022-23 Approved Budget	
35	Computer Equip Maint/Repair	-	-	-	-	-	-	0.00%	
36	Communication Equip Repair	-	-	-	-	-	-	0.00%	
37	Office Equipment Rental	1,577	1,816	3,500	1,579	2,105	3,500	0.00%	
38	Rental - Storage	1,028	1,146	1,000	416	554	1,000	0.00%	
39	Legal Services	1,722	3,435	5,000	2,083	5,000	5,000	0.00%	
40	Engineering Services	-	-	-	-	-	-	0.00%	
41	Audit Services	44,888	73,088	102,000	86,731	102,000	137,000	35,000	34.31%
42	Other Professional Services	7,110	4,216	46,000	3,610	46,000	46,000	-	0.00%
43	Appraisal Service - CAD	130,269	145,599	166,664	131,830	166,664	199,163	32,499	19.50%
44	Tax Collection Services	2,433	5,352	3,500	-	3,500	3,500	-	0.00%
45	Bank Charges/Paying Agent Fees	34,613	38,322	185,000	38,046	180,000	185,000	-	0.00%
46	Credit Card Fees	-	-	-	-	-	-	-	0.00%
47	Penalties & Interest	-	61	-	252	252	-	-	0.00%
48	Miscellaneous Finance Charges	-	-	-	-	-	-	-	0.00%
49	Insurance & Bonds	2,400	2,400	4,000	2,235	4,000	4,000	-	0.00%
50	Bad Debt Collection Service	-	-	-	-	-	-	-	0.00%
51	Outside Printing	1,016	1,419	600	637	637	600	-	0.00%
52	Delivery/Courier Service	-	109	-	-	-	-	-	0.00%
53	Advertising	-	-	-	-	-	-	-	0.00%
54	Public Notices	260	1,434	-	447	447	-	-	0.00%
55	Miscellaneous Services	-	-	-	-	-	-	-	0.00%
56	Financial Consulting Services	-	-	-	-	-	-	-	0.00%
57	Testing/Certification	538	2,453	3,300	(15)	3,300	3,300	-	0.00%
58	Other Contract Services	-	-	-	-	-	-	-	0.00%
59	IT Software/System Fees	122,567	151,745	220,200	129,677	220,200	220,200	-	0.00%
60	IT Online Services	-	-	-	-	-	-	-	0.00%
61	Services - Accounting/Financial	32,250	44,875	60,000	29,875	60,000	85,000	25,000	41.67%
62	Services - Security	-	-	-	-	-	-	-	0.00%
63	COVID-19	-	-	-	-	-	-	-	0.00%
2. Contractual Services		\$ 387,484	\$ 484,178	\$ 808,139	\$ 437,309	\$ 804,222	\$ 914,638	\$ 106,499	13.18%
64	Uniforms (Buy)	\$ -	\$ 696	\$ 1,050	-	\$ 1,050	\$ 1,550	\$ 500	47.62%
65	General Office Supplies	12,362	8,620	12,075	8,008	12,075	12,575	500	4.14%
66	Postage	1,096	2,238	2,000	368	2,000	2,000	-	0.00%
67	City Sponsored Event Supplies	1,038	3,280	5,000	958	5,000	5,000	-	0.00%
68	Medical Supplies	-	-	-	-	-	-	-	0.00%
69	Training Supplies	-	-	-	-	-	-	-	0.00%
70	Miscellaneous Occasions Supplies	-	-	-	-	-	-	-	0.00%
71	Food/Meals	-	89	-	799	799	-	-	0.00%
72	Miscellaneous Supplies	-	-	-	-	-	-	-	0.00%
73	Office Furniture (<\$5K)	-	-	5,000	-	2,500	10,000	5,000	100.00%
74	Computer Hardware	-	1,382	4,500	-	4,500	9,500	5,000	111.11%
75	Computer Software	1,845	893	-	650	650	-	-	0.00%
76	General Electronic Equipment	-	-	-	-	-	-	-	0.00%
77	Office Equipment	-	-	-	-	-	-	-	0.00%
3. Commodities		\$ 16,340	\$ 17,199	\$ 29,625	\$ 10,783	\$ 28,574	\$ 40,625	\$ 11,000	37.13%
78	Office Furniture (>\$5K)	\$ -	\$ -	\$ -	\$ -	\$ -	\$ -	\$ -	0.00%
79	Communication Equipment	-	-	-	-	-	-	-	0.00%
80	Computer Equipment	-	-	-	-	-	-	-	0.00%
81	Instruments/Apparatus	-	-	-	-	-	-	-	0.00%
6. Non-CIP Capital Outlay		\$ -	\$ -	\$ -	\$ -	\$ -	\$ -	\$ -	0.00%
Total Budget & Accounting		\$ 945,503	\$ 1,144,157	\$ 1,786,827	\$ 1,049,449	\$ 1,648,965	\$ 2,412,860	\$ 626,033	35.04%

		Actual 2020-21	Actual 2021-22	Approved Budget 2022-23	Year to Date w/Encumbrance 6/30/2023	Current Year Estimate 2022-23	Council Approved Budget 2023-24	Approved \$ Increase(Decrease) From FY 2022-23 Approved Budget	Approved % Increase(Decrease) From FY 2022-23 Approved Budget
EXPENDITURES:									
Line No. MUNICIPAL COURT									
1	Regular Full Time Wages	\$ 176,817	\$ 192,499	\$ 194,793	\$ 176,825	\$ 241,972	\$ 243,518	\$ 48,725	25.01%
2	Regular Part Time Wages	-	-	-	-	-	-	-	0.00%
3	Temporary/Seasonal Wages	-	-	-	-	-	-	-	0.00%
4	Overtime Wages	6,565	3,949	3,000	2,623	3,589	1,500	(1,500)	-50.00%
5	Vacation Leave	-	-	-	-	-	-	-	0.00%
6	Sick Leave - Regular	-	-	-	-	-	-	-	0.00%
7	Cost of Living Adjustment	-	-	-	-	-	-	-	0.00%
8	GW/Merit Increase	-	-	38,497	-	-	14,458	(24,039)	-62.44%
9	Longevity Pay	6,960	3,780	4,515	4,515	4,515	5,235	720	15.95%
10	Language Incentive	2,711	3,299	3,600	2,631	3,600	3,600	-	0.00%
11	Certification Incentive	-	-	-	-	-	-	-	0.00%
12	Cell Phone Allowance	-	-	-	-	-	-	-	0.00%
13	Health Insurance Deductible	-	-	4,832	4,000	4,000	3,000	(1,832)	-37.91%
14	FICA/Social Security	14,058	14,979	19,067	13,639	18,664	20,526	1,459	7.65%
15	Workers Compensation	-	-	-	-	-	-	-	0.00%
16	State Unemployment Taxes	1,008	211	36	36	49	36	-	0.00%
17	Retirement - TMRS	25,074	26,273	32,824	24,376	33,357	35,712	2,888	8.80%
18	Health Insurance	27,693	32,885	36,263	24,447	33,454	34,351	(1,912)	-5.27%
19	Dental Insurance	1,534	1,604	1,872	1,139	1,558	1,872	-	0.00%
20	Life Insurance	206	96	432	366	501	432	-	0.00%
21	ST/LT Disability Insurance	1,058	1,100	1,596	1,016	1,390	1,729	133	8.33%
22	Vision Insurance	367	382	404	276	377	404	-	0.00%
23	AD&D	33	32	48	31	43	48	-	0.00%
1. Personnel		\$ 264,083	\$ 281,089	\$ 341,779	\$ 255,920	\$ 347,069	\$ 366,421	\$ 24,642	7.21%
24	Travel - City Business	\$ -	\$ -	\$ -	\$ -	\$ -	\$ -	\$ -	0.00%
25	Travel - Employee Recruitment	-	-	-	-	-	-	-	0.00%
26	Travel - Training & Conferences	400	928	1,500	637	1,500	1,500	-	0.00%
27	Mileage - Reimbursement	-	-	-	-	-	-	-	0.00%
28	Memberships and Dues	-	-	-	33	33	-	-	0.00%
29	Subscription and Books	-	-	-	-	-	-	-	0.00%
30	Telephone System	-	-	-	-	-	-	-	0.00%
31	Office Equipment Maint/Repair	139	-	-	-	-	-	-	0.00%
32	Computer Equip Maint/Repair	-	-	-	-	-	-	-	0.00%
33	Communication Equip Repair	-	-	-	-	-	-	-	0.00%
34	Office Equipment Rental	-	-	-	-	-	-	-	0.00%
35	Rental - Storage	114	117	500	140	187	500	-	0.00%
36	Legal Services	-	-	5,000	-	-	5,000	-	0.00%
37	Other Professional Services	-	-	-	-	-	-	-	0.00%
38	Jury Selection Service Pay	-	-	150	24	150	150	-	0.00%
39	Uncollectible Court Fines	(528)	9,354	-	-	-	-	-	0.00%
40	Credit Card Fees	13,903	19,064	25,000	15,373	20,000	25,000	-	0.00%
41	Insurance & Bonds	400	-	400	-	400	400	-	0.00%
42	Bad Debt Collection Service	-	-	-	-	-	-	-	0.00%
43	Outside Printing	-	-	300	411	411	300	-	0.00%
44	Delivery/Courier Service	-	-	-	-	-	-	-	0.00%
45	Advertising	-	-	-	-	-	-	-	0.00%
46	Testing/Certification	-	-	-	-	-	-	-	0.00%
47	Other Contract Services	-	-	-	-	-	-	-	0.00%
48	IT Software/System Fees	28,769	28,891	35,000	34,367	34,367	35,000	-	0.00%
49	IT Hosting Services	-	-	-	-	-	-	-	0.00%
50	Services - Translator	438	-	1,000	240	1,000	1,000	-	0.00%
51	Services - Warrant Collections	-	-	-	-	-	-	-	0.00%
52	Services - Court Judge	32,448	32,448	32,448	36,914	36,914	32,448	-	0.00%
53	Services - Prosecutor	30,000	30,000	30,000	30,000	30,000	30,000	-	0.00%
2. Contractual Services		\$ 106,084	\$ 120,803	\$ 131,298	\$ 118,140	\$ 124,962	\$ 131,298	\$ -	0.00%

	Actual 2020-21	Actual 2021-22	Approved Budget 2022-23	Year to Date w/Encumbrance 6/30/2023	Current Year Estimate 2022-23	Council Approved Budget 2023-24	Approved \$ Increase(Decrease) From FY 2022-23 Approved Budget	Approved % Increase(Decrease) From FY 2022-23 Approved Budget
54 Uniforms (Buy)	\$ -	\$ 696	\$ 250		\$ 250	\$ 250	\$ -	0.00%
55 General Office Supplies	3,508	4,443	2,000	4,504	4,504	2,000	-	0.00%
56 Postage	705	1,491	2,000	198	1,000	2,000	-	0.00%
57 City Sponsored Event Supplies	163	314	-	104	104	-	-	0.00%
58 Training Supplies	-	-	-	-	-	-	-	0.00%
59 Miscellaneous Occasions Supplies	-	-	-	-	-	-	-	0.00%
60 Food/Meals	-	-	-	183	244	-	-	0.00%
61 Miscellaneous Supplies	-	-	-	-	-	-	-	0.00%
62 Office Furniture (<\$5K)	-	-	-	-	-	-	-	0.00%
63 Communication Equipment	-	-	-	-	-	-	-	0.00%
64 Computer Hardware	1,651	290	-	-	-	-	-	0.00%
65 Computer Software	-	-	-	-	-	-	-	0.00%
66 Instruments/Apparatus	-	-	-	-	-	-	-	0.00%
67 General Electronic Equipment	-	-	-	-	-	-	-	0.00%
68 Other Office Equipment	-	-	-	-	-	-	-	0.00%
3. Commodities	\$ 6,027	\$ 7,234	\$ 4,250	\$ 4,989	\$ 6,102	\$ 4,250	\$ -	0.00%
69 Office Furniture (>\$5K)	\$ -	\$ -	\$ -	\$ -	\$ -	\$ -	\$ -	0.00%
70 Communication Equipment	-	-	-	-	-	-	-	0.00%
71 Computer Equipment	-	-	-	-	-	-	-	0.00%
72 Instruments/Apparatus	-	-	-	-	-	-	-	0.00%
6. Non-CIP Capital Outlay	\$ -	\$ -	\$ -	\$ -	\$ -	\$ -	\$ -	0.00%
Total Municipal Court	\$ 376,193	\$ 409,126	\$ 477,327	\$ 379,049	\$ 478,134	\$ 501,969	\$ 24,642	5.16%

EXPENDITURES:

Line No.	PARKS & RECREATION ADMINISTRATION								
1	Regular Full Time Wages	\$ 172,025	\$ 172,206	\$ 182,710	\$ 177,004	\$ 242,216	\$ 353,486	\$ 170,776	93.47%
2	Regular Part Time Wages	-	-	-	-	-	-	-	0.00%
3	Temporary/Seasonal Wages	-	-	-	-	-	-	-	0.00%
4	Overtime Wages	-	4,820	1,250	6,459	7,000	1,000	(250)	-20.00%
5	Vacation Leave	-	-	-	-	-	-	-	0.00%
6	Sick Leave - Regular	-	-	-	-	-	-	-	0.00%
7	Cost of Living Adjustment	-	-	-	-	-	-	-	0.00%
8	GW/Merit Increase	-	-	36,109	-	-	14,456	(21,653)	-59.97%
9	Longevity Pay	2,610	3,150	3,690	2,400	2,400	2,970	(720)	-19.51%
10	Car Allowance	-	231	6,000	4,385	4,385	6,000	-	0.00%
11	Language Incentive	904	869	900	658	900	900	-	0.00%
12	Health Insurance Deductible	-	-	3,624	3,000	3,000	4,000	376	10.38%
13	FICA/Social Security	12,698	13,130	17,923	14,019	19,183	28,979	11,056	61.69%
14	Workers Compensation	-	-	-	-	-	-	-	0.00%
15	State Unemployment Taxes	756	30	27	33	45	36	9	33.33%
16	Retirement - TMRS	22,825	23,412	30,855	24,944	34,134	50,420	19,565	63.41%
17	Health Insurance	24,961	23,133	27,197	18,099	24,767	33,351	6,154	22.63%
18	Dental Insurance	1,361	1,179	1,404	892	1,220	1,872	468	33.33%
19	Life Insurance	187	255	324	230	314	432	108	33.33%
20	ST/LT Disability Insurance	1,229	976	1,510	914	1,251	2,448	938	62.12%
21	Vision Insurance	325	265	303	195	267	404	101	33.33%
22	AD&D	38	25	36	26	35	48	12	33.33%
23	Personnel Vacancy Savings	-	-	-	-	-	(3,257)	(3,257)	0.00%
1. Personnel	\$ 239,919	\$ 243,681	\$ 313,862	\$ 253,257	\$ 341,119	\$ 497,545	\$ 183,683	\$ 183,683	58.52%
24	Travel - City Business	\$ -	\$ -	\$ -	\$ -	\$ -	\$ -	\$ -	0.00%
25	Travel - Employee Recruitment	-	-	-	-	-	-	-	0.00%
26	Travel - Training & Conferences	3,984	3,623	8,000	8,134	8,134	9,000	1,000	12.50%
27	Mileage - Reimbursement	-	-	-	-	-	-	-	0.00%
28	Memberships and Dues	1,485	2,512	3,000	759	3,000	3,000	-	0.00%
29	Subscription and Books	392	202	300	185	185	300	-	0.00%
30	Telephone System	-	-	-	-	-	-	-	0.00%
31	Cell Phones/Pagers	-	-	-	-	-	1,000	1,000	0.00%

	Actual 2020-21	Actual 2021-22	Approved Budget 2022-23	Year to Date w/Encumbrance 6/30/2023	Current Year Estimate 2022-23	Council Approved Budget 2023-24	Approved \$ Increase(Decrease) From FY 2022-23 Approved Budget	Approved % Increase(Decrease) From FY 2022-23 Approved Budget	
32	Wireless Data Services	-	-	-	-	-	-	0.00%	
33	Lease Payments - Motor Vehicles	5,644	5,577	6,000	4,215	5,620	6,000	0.00%	
34	Motor Vehicle Repair/Maint	107	254	1,000	558	1,000	1,000	0.00%	
35	Other Equip Maint/Repair	-	-	-	-	-	-	0.00%	
36	Office Equipment Maint/Repair	-	-	-	-	-	-	0.00%	
37	Computer Equip Maint/Repair	-	-	-	-	-	-	0.00%	
38	Communication Equip Repair	-	-	-	-	-	-	0.00%	
39	Office Equipment Rental	1,127	1,040	4,500	1,798	2,397	4,500	0.00%	
40	Rental - Storage	6	6	-	2	3	-	0.00%	
41	Legal Services	2,180	2,853	2,500	7,112	7,112	3,000	500	20.00%
42	Engineering Services	-	-	-	-	-	-	0.00%	
43	Credit Card Fees	-	-	-	-	-	-	0.00%	
44	Insurance & Bonds	-	-	-	-	-	-	0.00%	
45	Outside Printing	-	-	-	-	-	-	0.00%	
46	Delivery/Courier Service	-	-	-	-	-	-	0.00%	
47	Advertising	-	225	2,500	481	642	2,500	-	0.00%
48	Public Notices	-	550	-	4,126	4,126	-	-	0.00%
49	Other Contract Services	-	-	-	-	-	-	-	0.00%
50	IT Software/System Fees	-	-	-	-	-	-	-	0.00%
51	IT Hosting Services	-	-	-	-	-	-	-	0.00%
2.	Contractual Services	\$ 14,925	\$ 16,841	\$ 27,800	\$ 27,369	\$ 32,217	\$ 30,300	\$ 2,500	8.99%
52	Uniforms (Buy)	\$ 204	\$ 1,041	\$ 1,000	\$ 2,060	\$ 2,060	\$ 1,500	\$ 500	50.00%
53	General Office Supplies	755	4,451	2,500	3,644	3,644	2,500	-	0.00%
54	Postage	-	16	-	-	-	-	-	0.00%
55	City Sponsored Event Supplies	-	-	-	462	462	-	-	0.00%
56	Medical Supplies	44	-	100	-	100	100	-	0.00%
57	Training Supplies	-	89	-	-	-	-	-	0.00%
58	Miscellaneous Occasions Supplies	-	469	-	-	-	-	-	0.00%
59	Food/Meals	153	649	300	138	300	300	-	0.00%
60	Miscellaneous Supplies	-	15	6,000	1,668	3,000	6,000	-	0.00%
61	Office Furniture (<\$5K)	-	758	-	-	-	-	-	0.00%
62	Communication Equipment	-	-	-	-	-	-	-	0.00%
63	Computer Hardware	-	1,499	-	-	-	-	-	0.00%
64	Computer Software	-	-	-	-	-	-	-	0.00%
65	Instruments/Apparatus	-	-	-	-	-	-	-	0.00%
66	General Electronic Equipment	-	-	-	-	-	-	-	0.00%
67	Other Office Equipment	-	-	-	-	-	-	-	0.00%
68	Fuel	4,339	955	2,100	583	778	2,100	-	0.00%
3.	Commodities	\$ 5,496	\$ 9,943	\$ 12,000	\$ 8,555	\$ 10,343	\$ 12,500	\$ 500	4.17%
69	Office Furniture (>\$5K)	\$ -	\$ -	\$ -	\$ -	\$ -	\$ -	\$ -	0.00%
70	Communication Equipment	-	-	-	-	-	-	-	0.00%
71	Computer Equipment	-	-	-	-	-	-	-	0.00%
72	Instruments/Apparatus	-	-	-	-	-	-	-	0.00%
73	Motor Vehicles	-	-	-	-	-	-	-	0.00%
6.	Non-CIP Capital Outlay	\$ -	\$ -	\$ -	\$ -	\$ -	\$ -	\$ -	0.00%
Total Parks & Recreation Administration		\$ 260,339	\$ 270,465	\$ 353,662	\$ 289,181	\$ 383,679	\$ 540,345	\$ 186,683	52.79%

EXPENDITURES:

Line No.	RECREATION PROGRAMS								
1	Regular Full Time Wages	\$ 134,758	\$ 188,448	\$ 197,837	\$ 246,964	\$ 337,950	\$ 380,494	\$ 182,657	92.33%
2	Regular Part Time Wages	-	-	-	-	-	-	-	0.00%
3	Temporary/Seasonal Wages	72,559	67,409	66,000	64,408	70,000	66,000	-	0.00%
4	Overtime Wages	1,377	2,404	10,000	14,761	14,761	17,000	7,000	70.00%
5	Vacation Leave	-	-	-	-	-	-	-	0.00%
6	Sick Leave - Regular	-	-	-	-	-	-	-	0.00%
7	Cost of Living Adjustment	-	-	-	-	-	-	-	0.00%
8	GW/Merit Increase	-	-	39,098	-	-	16,297	(22,801)	-58.32%

	Actual 2020-21	Actual 2021-22	Approved Budget 2022-23	Year to Date w/Encumbrance 6/30/2023	Current Year Estimate 2022-23	Council Approved Budget 2023-24	Approved \$ Increase(Decrease) From FY 2022-23 Approved Budget	Approved % Increase(Decrease) From FY 2022-23 Approved Budget	
9	Longevity Pay	570	1,260	1,290	1,650	2,205	915	70.93%	
10	Language Incentive	-	-	-	-	-	-	0.00%	
11	Certification Incentive	-	-	-	-	-	-	0.00%	
12	Health Insurance Deductible	-	-	4,832	5,000	6,000	1,168	24.17%	
13	FICA/Social Security	16,007	19,823	24,408	24,765	36,873	12,465	51.07%	
14	Workers Compensation	-	-	-	-	-	-	0.00%	
15	State Unemployment Taxes	2,758	113	102	109	120	18	17.65%	
16	Retirement - TMRS	17,678	24,675	33,328	34,417	47,097	22,041	66.13%	
17	Health Insurance	24,881	30,018	36,263	30,978	42,390	49,812	37.36%	
18	Dental Insurance	1,361	1,409	1,872	1,462	2,000	936	50.00%	
19	Life Insurance	141	335	432	394	539	216	50.00%	
20	ST/LT Disability Insurance	961	1,097	1,359	1,429	1,956	1,240	91.24%	
21	Vision Insurance	325	341	404	333	456	202	50.00%	
22	AD&D	29	38	48	44	60	24	50.00%	
23	Personnel Vacancy Savings	-	-	-	-	(6,515)	(6,515)	0.00%	
1.	Personnel	\$ 273,404	\$ 337,369	\$ 417,273	\$ 426,713	\$ 630,388	\$ 213,115	51.07%	
24	Uniform Rental	\$ -	\$ -	\$ -	\$ -	\$ -	\$ -	0.00%	
25	Travel - City Business	-	-	-	-	-	-	0.00%	
26	Travel - Training & Conferences	4,551	7,309	6,500	3,011	6,500	2,500	38.46%	
27	Mileage - Reimbursement	-	-	-	-	-	-	0.00%	
28	Memberships and Dues	737	1,065	1,000	982	1,000	-	0.00%	
29	Subscription and Books	361	119	250	174	250	-	0.00%	
30	Light & Power	-	-	-	-	-	-	0.00%	
31	Telephone System	-	-	-	-	-	-	0.00%	
32	Cell Phones/Pagers	-	279	-	-	-	-	0.00%	
33	Lease Payments - Motor Vehicles	-	-	14,400	-	14,400	-	0.00%	
34	Lease Payments - Building	-	-	-	-	97,900	97,900	0.00%	
35	Office Equipment Rental	1,127	1,040	1,800	1,402	1,869	1,800	0.00%	
36	Rental - Storage	-	54	-	-	-	-	0.00%	
37	Credit Card Fees	1,872	754	7,000	16	21	7,000	0.00%	
38	Insurance & Bonds	-	-	-	-	-	-	0.00%	
39	Instructor Programs	-	460	-	-	3,000	3,000	0.00%	
40	Red Cross Classes	788	1,176	1,500	251	1,500	1,500	0.00%	
41	Recreation Classes	-	631	-	537	716	-	0.00%	
42	Summer Camp	75,553	66,774	75,000	22,165	75,000	100,000	33.33%	
43	Sports/Leagues	9,184	14,084	26,356	26,286	26,356	20,000	(6,356)	-24.12%
44	Outside Printing	34	216	200	200	200	-	0.00%	
45	Advertising	800	286	500	3	500	500	-	0.00%
46	Public Notices	-	-	-	102	136	-	-	0.00%
47	Other Contract Services	-	-	750	-	-	750	-	0.00%
48	IT Software/System Fees	1,499	-	6,425	1,600	1,600	6,425	-	0.00%
49	IT Hosting Services	-	-	-	-	-	-	-	0.00%
50	IT Online Services	-	-	-	-	-	-	-	0.00%
51	COVID-19	548	-	-	-	-	-	-	0.00%
2.	Contractual Services	\$ 97,055	\$ 94,246	\$ 141,681	\$ 56,727	\$ 115,647	\$ 263,725	\$ 122,044	86.14%
52	Uniforms (Buy)	\$ 997	\$ 960	\$ 1,000	\$ 1,002	\$ 1,002	\$ 1,500	\$ 500	50.00%
53	General Office Supplies	468	1,921	1,000	939	1,000	1,500	500	50.00%
54	Postage	-	-	-	-	-	-	-	0.00%
55	City Sponsored Event Supplies	9,135	40,681	12,000	17,964	17,964	25,000	13,000	108.33%
56	4th of July Celebration	48,549	54,355	150,000	58,900	150,000	150,000	-	0.00%
57	Market Days Expense	11,371	16,172	-	45	-	-	-	0.00%
58	Movies in the Park/Festivals	4,824	11,811	14,000	2,366	14,000	16,000	2,000	14.29%
59	Hooked on Fishing	1,242	-	1,500	685	1,500	2,500	1,000	66.67%
60	Easter Carnival	4,419	8,833	6,500	14,452	14,452	11,500	5,000	76.92%
61	Santa/Christmas Expenses	16,349	24,046	15,000	27,316	27,316	25,000	10,000	66.67%
62	Citywide Decorations	24,897	335	-	989	989	-	-	0.00%
63	Recreation Program Expense	2,543	10,067	10,000	8,985	10,000	10,000	-	0.00%
64	Summer Camp	-	-	-	-	-	-	-	0.00%
65	Polar Bear Expenses	868	1,804	2,000	1,773	1,773	2,000	-	0.00%

	Actual 2020-21	Actual 2021-22	Approved Budget 2022-23	Year to Date w/Encumbrance 6/30/2023	Current Year Estimate 2022-23	Council Approved Budget 2023-24	Approved \$ Increase(Decrease) From FY 2022-23 Approved Budget	Approved % Increase(Decrease) From FY 2022-23 Approved Budget
66 Food/Meals	78	924	500	65	500	500	-	0.00%
67 Miscellaneous Supplies	182	230	-	1,394	1,394	-	-	0.00%
68 Office Furniture (<\$5K)	-	-	-	-	-	-	-	0.00%
69 Computer Hardware	-	3,645	-	-	-	-	-	0.00%
70 Computer Software	-	-	10,000	5,800	10,000	-	(10,000)	-100.00%
71 Fuel	-	2,365	-	-	-	-	-	0.00%
3. Commodities	\$ 125,923	\$ 178,150	\$ 223,500	\$ 142,674	\$ 251,890	\$ 245,500	\$ 22,000	9.84%
72 Other Equipment	\$ -	\$ -	\$ -	\$ -	\$ -	\$ -	\$ -	0.00%
6. Non-CIP Capital Outlay	\$ -	\$ -	\$ -	\$ -	\$ -	\$ -	\$ -	0.00%
Total Recreation Programs	\$ 496,381	\$ 609,765	\$ 782,454	\$ 626,114	\$ 930,435	\$ 1,139,613	\$ 357,159	45.65%

EXPENDITURES:

Line No. AQUATIC PROGRAM

1 Regular Full Time Wages	\$ -	\$ -	\$ -	\$ -	\$ -	\$ 42,579	\$ 42,579	0.00%
2 Regular Part Time Wages	-	-	-	-	-	-	-	0.00%
3 Temporary/Seasonal Wages	39,182	69,237	77,239	57,424	77,239	107,239	30,000	38.84%
4 Overtime Wages	544	2,376	-	-	-	3,000	3,000	0.00%
5 Vacation Leave	-	-	-	-	-	-	-	0.00%
6 Sick Leave - Regular	-	-	-	-	-	-	-	0.00%
7 Cost of Living Adjustment	-	-	-	-	-	-	-	0.00%
8 GWI/Merit Increase	-	-	-	-	-	-	-	0.00%
9 Longevity Pay	-	-	-	-	-	-	-	0.00%
10 Health Insurance Deductible	-	-	-	-	-	1,000	1,000	0.00%
11 FICA/Social Security	3,039	5,478	5,909	4,393	5,909	11,691	5,782	97.85%
12 Workers Compensation	-	-	-	-	-	-	-	0.00%
13 State Unemployment Taxes	1,112	70	77	57	77	116	39	50.65%
14 Retirement - TMRS	-	-	-	-	-	6,067	6,067	0.00%
15 Health Insurance	-	-	-	-	-	8,338	8,338	0.00%
16 Dental Insurance	-	-	-	-	-	468	468	0.00%
17 Life Insurance	-	-	-	-	-	108	108	0.00%
18 ST/LT Disability Insurance	-	-	-	-	-	295	295	0.00%
19 Vision Insurance	-	-	-	-	-	101	101	0.00%
20 AD&D	-	-	-	-	-	12	12	0.00%
21 Personnel Vacancy Savings	-	-	-	-	-	(3,257)	(3,257)	0.00%
1. Personnel	\$ 43,877	\$ 77,162	\$ 83,225	\$ 61,874	\$ 83,225	\$ 177,757	\$ 94,532	113.59%
22 Travel - City Business	\$ -	\$ -	\$ -	\$ -	\$ -	\$ -	\$ -	0.00%
23 Travel - Training & Conferences	-	1,038	1,500	120	1,500	2,000	500	33.33%
24 Mileage - Reimbursement	-	-	-	-	-	-	-	0.00%
25 Memberships and Dues	202	225	250	250	250	250	-	0.00%
26 Subscription and Books	60	-	-	-	-	-	-	0.00%
27 Light & Power	-	-	-	-	-	-	-	0.00%
28 Telephone System	-	-	-	-	-	-	-	0.00%
29 Cell Phones/Pagers	-	-	-	-	-	-	-	0.00%
30 Water/Sewer/Trash	-	-	-	-	-	-	-	0.00%
31 Electrical Repairs	-	250	500	550	550	500	-	0.00%
32 Pump Maint Repair	-	1,500	1,000	1,000	1,000	1,000	-	0.00%
33 Other Equip Maint/Repair	6	5,264	2,650	4,979	4,979	3,400	750	28.30%
34 Office Equipment Rental	-	-	-	-	-	-	-	0.00%
35 Legal Services	-	-	-	-	-	-	-	0.00%
36 Insurance & Bonds	-	-	-	-	-	-	-	0.00%

	Actual 2020-21	Actual 2021-22	Approved Budget 2022-23	Year to Date w/Encumbrance 6/30/2023	Current Year Estimate 2022-23	Council Approved Budget 2023-24	Approved \$ Increase(Decrease) From FY 2022-23 Approved Budget	Approved % Increase(Decrease) From FY 2022-23 Approved Budget
37 Swim Lessons	244	1,610	1,820		1,820	1,820	-	0.00%
38 Red Cross Classes	-	2,500	1,000	680	1,000	1,000	-	0.00%
39 Swim Team	1,479	3,770	2,500	446	2,500	3,000	500	20.00%
40 Advertising	2	640	805	748	805	805	-	0.00%
41 Other Contract Services	-	-	4,000	81	2,500	4,000	-	0.00%
42 IT Hosting Services	-	-	-	-	-	-	-	0.00%
2. Contractual Services	\$ 1,993	\$ 16,797	\$ 16,025	\$ 8,854	\$ 16,904	\$ 17,775	\$ 1,750	10.92%
43 Uniforms (Buy)	\$ 2,006	\$ 2,100	\$ 2,000	\$ 3,557	\$ 3,557	\$ 2,250	\$ 250	12.50%
44 General Office Supplies	593	499	1,500	1,333	1,500	1,500	-	0.00%
45 Cleaning Supplies	-	1,287	1,000	241	1,000	1,000	-	0.00%
46 Postage	-	-	-	-	-	-	-	0.00%
47 City Sponsored Event Supplies	-	1,584	1,500	703	1,500	1,500	-	0.00%
48 Chemicals	17,980	15,351	20,000	19,361	20,000	20,000	-	0.00%
49 Food/Meals	-	1,931	-	-	-	-	-	0.00%
50 Miscellaneous Supplies	504	2,511	500	431	500	500	-	0.00%
51 Other Operational Equipment	6,071	5,897	7,000	1,701	7,000	7,000	-	0.00%
3. Commodities	\$ 27,153	\$ 31,160	\$ 33,500	\$ 27,327	\$ 35,057	\$ 33,750	\$ 250	0.75%
Total Aquatic Programs	\$ 73,024	\$ 125,119	\$ 132,750	\$ 98,056	\$ 135,186	\$ 229,282	\$ 96,532	72.72%

EXPENDITURES:

Line No. **PARKS MAINTENANCE & OPERATIONS**

1 Regular Full Time Wages	\$ 561,023	\$ 542,085	\$ 771,516	\$ 647,131	\$ 885,548	\$ 1,174,091	\$ 402,575	52.18%
2 Regular Part Time Wages	-	-	-	-	-	-	-	0.00%
3 Temporary/Seasonal Wages	8,445	-	21,838	-	21,838	21,838	-	0.00%
4 Overtime Wages	39,724	67,496	25,500	72,480	72,480	30,500	5,000	19.61%
5 Vacation Leave	-	-	-	-	-	-	-	0.00%
6 Sick Leave - Regular	-	-	-	-	-	-	-	0.00%
7 Cost of Living Adjustment	-	-	-	-	-	-	-	0.00%
8 GWI/Merit Increase	-	-	118,951	-	-	59,243	(59,708)	-50.20%
9 Longevity Pay	10,950	10,230	11,670	11,310	11,310	15,360	3,690	31.62%
10 Certification Incentive	2,008	8	-	-	-	-	-	0.00%
11 Health Insurance Deductible	-	-	25,368	20,000	20,000	25,000	(368)	-1.45%
12 FICA/Social Security	45,712	46,550	74,115	55,238	75,589	99,529	25,414	34.29%
13 Workers Compensation	-	-	-	-	-	-	-	0.00%
14 State Unemployment Taxes	5,176	331	189	224	307	225	36	19.05%
15 Retirement - TMRS	79,778	79,989	124,915	95,504	130,689	170,260	45,345	36.30%
16 Health Insurance	136,426	120,658	190,381	122,411	167,510	208,442	18,061	9.49%
17 Dental Insurance	7,453	5,748	9,827	5,337	7,304	11,699	1,872	19.05%
18 Life Insurance	775	1,286	2,268	1,525	2,087	2,700	432	19.05%
19 ST/LT Disability Insurance	4,191	3,212	5,876	3,963	5,422	8,118	2,242	38.16%
20 Vision Insurance	1,786	1,394	2,124	1,321	1,808	2,527	403	18.97%
21 AD&D	158	151	252	172	235	300	48	19.05%
22 Personnel Vacancy Savings	-	-	-	-	-	(13,029)	(13,029)	0.00%
1. Personnel	\$ 903,605	\$ 879,137	\$ 1,384,790	\$ 1,036,616	\$ 1,402,126	\$ 1,816,803	\$ 432,013	31.20%
23 Uniform Rental	\$ -	\$ -	\$ -	\$ -	\$ -	\$ -	\$ -	0.00%
24 Travel - City Business	-	-	-	-	-	-	-	0.00%
25 Travel - Employee Recruitment	-	-	-	-	-	-	-	0.00%
26 Travel - Training & Conferences	795	7,566	8,000	7,097	8,000	12,000	4,000	49.99%
27 Mileage - Reimbursement	-	118	-	-	-	-	-	0.00%
28 Memberships and Dues	235	595	300	100	300	300	0	0.08%
29 Subscription and Books	51	131	-	-	-	-	-	0.00%
30 Light & Power	15,296	19,036	17,000	22,235	29,647	17,000	-	0.00%
31 Natural Gas/Propane	-	-	-	-	-	-	-	0.00%
32 Telephone System	-	-	-	-	-	-	-	0.00%
33 Cell Phones/Pagers	-	913	-	-	-	-	-	0.00%
34 Water/Sewer/Trash	-	-	-	-	-	-	-	0.00%
35 Non-City - Water/Sewer/Trash	8,542	21,045	10,000	13,111	17,482	10,000	-	0.00%

		Actual 2020-21	Actual 2021-22	Approved Budget 2022-23	Year to Date w/Encumbrance 6/30/2023	Current Year Estimate 2022-23	Council Approved Budget 2023-24	Approved \$ Increase(Decrease) From FY 2022-23 Approved Budget	Approved % Increase(Decrease) From FY 2022-23 Approved Budget
36	Electrical Repairs	7,199	3,005	10,000	-	5,000	10,000	-	0.00%
37	Plumbing Repairs	2,398	852	-	-	-	-	-	0.00%
38	Concrete Masonry	275	833	723	-	723	723	-	0.00%
39	Grounds Maintenance/Repair	16,418	18,846	20,000	9,330	20,000	20,000	-	0.00%
40	Misc Facility Repairs/Maint	2,300	3,546	2,500	2,201	2,500	2,500	-	0.00%
41	Janitorial Service - Contract	-	-	-	-	-	-	-	0.00%
42	Light Equipment Rental	-	-	-	-	-	-	-	0.00%
43	Motor Vehicle Rental	-	-	-	116	155	-	-	0.00%
44	Trucks/Heavy Equip Rental	1,237	2,298	6,500	7,637	10,183	6,500	-	0.00%
45	Lease Payments - Motor Vehicles	25,688	21,983	36,720	17,368	23,157	108,720	72,000	196.08%
46	Motor Vehicle Repair/Maint	9,133	8,972	15,000	4,592	15,000	15,000	-	0.00%
47	Trailers/Light Vehicles M & R	4,631	12,014	8,000	3,287	8,000	8,000	-	0.00%
48	Truck/Heavy Equipment Repair	20,653	17,459	20,000	8,606	20,000	20,000	-	0.00%
49	Extended Warranty	-	-	-	-	-	-	-	0.00%
50	Body Shop Repairs	-	-	-	-	-	-	-	0.00%
51	Machine Tools Maint/Repair	1,380	1,862	2,000	886	2,000	2,000	-	0.00%
52	Other Equip Maint/Repair	7,231	9,626	9,338	4,925	9,338	9,338	-	0.00%
53	Legal Services	656	-	-	-	-	-	-	0.00%
54	Public Notices	-	-	-	460	460	-	-	0.00%
55	Other Contract Services	10,382	-	-	-	-	-	-	0.00%
56	Landscaping/Groundskeeping	2,563	2,627	5,500	1,524	5,500	5,500	-	0.00%
57	Emergency-Flood/Storm	-	-	-	-	-	-	-	0.00%
58	COVID-19	2,810	-	-	-	-	-	-	0.00%
59	Payment of Claims	-	-	-	-	-	-	-	0.00%
2. Contractual Services		\$ 139,873	\$ 153,326	\$ 171,580	\$ 103,474	\$ 177,444	\$ 247,580	\$ 76,000	44.29%
60	Uniforms (Buy)	\$ 9,270	\$ 7,491	\$ 8,250	\$ 11,001	\$ 11,001	\$ 11,250	\$ 3,000	36.36%
61	General Office Supplies	1,952	1,843	1,946	1,748	1,946	1,946	-	0.00%
62	Cleaning Supplies	12,213	9,654	8,500	8,952	8,952	12,500	4,000	47.06%
63	Cleaning - Paper Products	2,059	2,074	1,200	713	1,200	1,200	-	0.00%
64	Postage	-	-	-	6	6	-	-	0.00%
65	Safety Signs and Barricades	2,925	3,205	1,950	1,626	1,950	1,950	-	0.00%
66	Striping/Street Signs/Lt Poles	-	75	90	1,526	1,526	90	-	0.00%
67	Building Materials	90	835	362	734	734	362	-	0.00%
68	Sand and Gravel	247	6,475	11,073	1,080	6,073	11,073	-	0.00%
69	Electrical/Plumbing Supplies	1,109	4,064	3,000	703	3,000	3,000	-	0.00%
70	Miscellaneous Hardware	1,383	3,946	500	1,010	1,010	500	-	0.00%
71	City Sponsored Event Supplies	86	5,450	9,000	13,836	13,836	15,000	6,000	66.67%
72	Medical Supplies	339	612	337	343	337	337	-	0.00%
73	Chemicals	-	-	-	-	-	-	-	0.00%
74	Pesticides	5,953	3,636	7,230	4,911	7,230	7,230	-	0.00%
75	Botanical/Landscape	1,817	1,814	9,500	647	9,500	9,500	-	0.00%
76	Minor Tools/Instruments	1,897	-	-	-	-	-	-	0.00%
77	Training Supplies	20	-	-	-	-	-	-	0.00%
78	Miscellaneous Occasions Supplies	-	98	-	-	-	-	-	0.00%
79	Food/Meals	630	1,431	1,000	1,914	1,914	1,000	-	0.00%
80	Communication Equipment	540	-	540	-	540	540	-	0.00%
81	Computer Hardware	-	-	2,000	2,154	2,154	2,000	-	0.00%
82	Grounds Keeping Equipment	11,590	6,919	5,784	7,698	7,698	5,784	-	0.00%
83	Street Maintenance Equipment	-	-	-	-	-	-	-	0.00%
84	Facility Maintenance Tools	-	-	-	-	-	-	-	0.00%
85	Other Field Equipment	22,111	14,838	17,619	24,503	24,503	17,619	-	0.00%
86	Other Operational Equipment	726	1,002	181	2,047	2,047	181	-	0.00%
87	Fuel	36,313	37,796	18,075	30,617	40,823	18,075	-	0.00%
3. Commodities		\$ 113,270	\$ 113,258	\$ 108,135	\$ 117,768	\$ 147,978	\$ 121,135	\$ 13,000	12.02%
88	Office Furniture & Equip(>\$5K)	\$ -	\$ -	\$ -	-	\$ -	\$ -	\$ -	0.00%
89	Computer Equipment	-	-	-	-	-	-	-	0.00%
90	Instruments/Apparatus	-	-	-	-	-	-	-	0.00%
91	Machine Tools/Apparatus	-	-	-	-	-	-	-	0.00%
92	Light Equipment	30,478	28,618	-	-	-	-	-	0.00%

	Actual 2020-21	Actual 2021-22	Approved Budget 2022-23	Year to Date w/Encumbrance 6/30/2023	Current Year Estimate 2022-23	Council Approved Budget 2023-24	Approved \$ Increase(Decrease) From FY 2022-23 Approved Budget	Approved % Increase(Decrease) From FY 2022-23 Approved Budget
93 Motor Vehicles	-	-	-	-	-	-	-	0.00%
94 Heavy Equipment	-	-	-	-	-	-	-	0.00%
95 Other Equipment	-	-	-	-	-	-	-	0.00%
96 Building & Storage Facilities	-	-	-	-	-	-	-	0.00%
97 Park Improvements - Waterleaf	-	-	-	-	-	-	-	0.00%
98 Park Improvements - Steeplechase	-	-	-	-	-	-	-	0.00%
99 Park Improvements - Gregg-Clarke	-	-	-	-	-	-	-	0.00%
100 Park Improvements - Lake Kyle	-	-	-	-	-	-	-	0.00%
101 Park Improvements - City Square	-	-	-	-	-	-	-	0.00%
6. Non-CIP Capital Outlay	\$ 30,478	\$ 28,618	\$ -	\$ -	\$ -	\$ -	\$ -	0.00%
Total Parks Maintenance & Operations	\$ 1,187,227	\$ 1,174,339	\$ 1,664,505	\$ 1,257,858	\$ 1,727,549	\$ 2,185,518	\$ 521,013	31.30%

EXPENDITURES:

Line No.	SPECIAL EVENTS	Actual 2020-21	Actual 2021-22	Approved Budget 2022-23	Year to Date w/Encumbrance 6/30/2023	Current Year Estimate 2022-23	Council Approved Budget 2023-24	Approved \$ Increase(Decrease) From FY 2022-23 Approved Budget	Approved % Increase(Decrease) From FY 2022-23 Approved Budget
1 Regular Full Time Wages		\$ 54,572	\$ 21,779	\$ 52,624	\$ 48,960	\$ 66,998	\$ 75,674	\$ 23,050	43.80%
2 Overtime Wages		-	-	-	-	-	-	-	0.00%
3 Vacation Leave		-	-	-	-	-	-	-	0.00%
4 Sick Leave - Regular		-	-	-	-	-	-	-	0.00%
5 Cost of Living Adjustment		-	-	-	-	-	-	-	0.00%
6 GWI/Merit Increase		-	-	10,400	-	-	4,493	(5,907)	-56.80%
7 Longevity Pay		2,100	2,280	-	-	-	195	195	0.00%
8 Language Incentive		-	-	-	-	-	-	-	0.00%
9 Health Insurance Deductible		-	-	1,208	1,000	1,000	1,000	(208)	-17.22%
10 FICA/Social Security		4,143	1,781	4,821	3,730	5,104	6,148	1,327	27.53%
11 Workers Compensation		-	-	-	-	-	-	-	0.00%
12 State Unemployment Taxes		252	9	9	18	25	9	-	0.00%
13 Retirement - TMRS		7,364	3,126	8,300	6,411	8,773	10,696	2,396	28.87%
14 Health Insurance		8,294	2,243	9,066	5,777	7,905	8,338	(728)	-8.03%
15 Dental Insurance		454	129	468	232	317	468	-	0.00%
16 Life Insurance		47	13	108	72	99	108	-	0.00%
17 ST/LT Disability Insurance		390	82	408	308	421	521	113	27.70%
18 Vision Insurance		108	29	101	61	84	101	-	0.00%
19 AD&D		10	2	12	8	11	12	-	0.00%
1. Personnel		\$ 77,734	\$ 31,474	\$ 87,525	\$ 66,577	\$ 90,737	\$ 107,763	\$ 20,238	23.12%
20 Travel - Training & Conferences		\$ -	\$ -	\$ 5,250	\$ 3,848	\$ 5,250	\$ 5,250	\$ -	0.00%
21 Mileage - Reimbursement		-	-	-	-	-	-	-	0.00%
22 Travel - Tolls & Parking		-	-	-	-	-	-	-	0.00%
23 Memberships and Dues		630	632	800	2,300	2,300	800	-	0.00%
24 Subscription and Books		1	-	-	-	-	-	-	0.00%
25 Cell Phones/Pagers		-	-	-	-	-	-	-	0.00%
26 Wireless Data Services		-	-	-	-	-	-	-	0.00%
27 Rental - Storage		1,036	2,042	2,000	1,880	2,507	2,000	-	0.00%
28 Legal Services		-	-	-	333	333	-	-	0.00%
29 Credit Card Fees		286	-	-	711	948	-	-	0.00%
30 Outside Printing		-	-	1,000	3	1,000	1,000	-	0.00%
31 Delivery/Courier Service		-	-	-	-	-	-	-	0.00%
32 Advertising		19,850	11,785	10,000	21,433	21,433	60,000	50,000	500.00%
33 COVID-19		350	-	-	-	-	-	-	0.00%
34 Services - Photography		-	-	-	-	-	-	-	0.00%
2. Contractual Services		\$ 22,153	\$ 14,459	\$ 19,050	\$ 30,508	\$ 33,770	\$ 69,050	\$ 50,000	262.47%
35 Uniforms (Buy)		\$ -	\$ -	\$ -	\$ -	\$ -	\$ -	\$ -	0.00%
36 General Office Supplies		-	-	-	-	-	-	-	0.00%
37 Postage		8	-	-	137	182	-	-	0.00%
38 Awards, Plaques & Recognition Supplies		-	-	-	-	-	-	-	0.00%
39 ShopKyle		1,981	1,394	3,500	1,447	3,500	3,500	-	0.00%
40 Groundbreaking Events Supplies		19,362	12,963	-	-	-	-	-	0.00%
41 TexTravaganza		-	-	130,000	236,273	236,273	130,000	-	0.00%

	Actual 2020-21	Actual 2021-22	Approved Budget 2022-23	Year to Date w/Encumbrance 6/30/2023	Current Year Estimate 2022-23	Council Approved Budget 2023-24	Approved \$ Increase(Decrease) From FY 2022-23 Approved Budget	Approved % Increase(Decrease) From FY 2022-23 Approved Budget	
42	Kyle Field Day	-	-	-	-	-	-	0.00%	
43	Kyle Hogwash	-	-	-	-	-	-	0.00%	
44	Special Events	1	2,524	60,000	29,978	60,000	45,000	(15,000)	-25.00%
45	Hops & Jalapenos	-	-	-	-	-	-	-	0.00%
46	Kyle Pie in the Sky	27,273	73,931	184,000	36,373	184,000	184,000	-	0.00%
47	Spring Festival	17,445	9,625	-	-	-	-	-	0.00%
48	Minor Tools/Instruments	-	-	-	-	-	-	-	0.00%
49	Miscellaneous Occasions Supplies	-	110	-	-	-	-	-	0.00%
50	Food/Meals	-	-	3,500	-	3,500	3,500	-	0.00%
51	Miscellaneous Supplies	742	977	3,500	991	3,500	3,500	-	0.00%
52	Communication Equipment	-	-	-	-	-	-	-	0.00%
53	Photographic Equipment	-	-	-	-	-	-	-	0.00%
54	Computer Hardware	-	-	-	1,435	1,435	-	-	0.00%
3. Commodities		\$ 66,812	\$ 101,524	\$ 384,500	\$ 306,633	\$ 492,390	\$ 369,500	\$ (15,000)	-3.90%
Total Special Events		\$ 166,699	\$ 147,457	\$ 491,075	\$ 403,718	\$ 616,898	\$ 546,313	\$ 55,238	11.25%

EXPENDITURES:

Line No.	FACILITY DIVISION								
1	Regular Full Time Wages	\$ 208,112	\$ 244,725	\$ 337,845	\$ 264,717	\$ 362,244	\$ 479,819	\$ 141,974	42.02%
2	Regular Part Time Wages	-	-	-	-	-	-	-	0.00%
3	Temporary/Seasonal Wages	-	-	-	-	-	-	-	0.00%
4	Overtime Wages	5,016	5,590	7,000	14,916	7,000	7,000	-	0.00%
5	Vacation Leave	-	-	-	-	-	-	-	0.00%
6	Sick Leave - Regular	-	-	-	-	-	-	-	0.00%
7	Cost of Living Adjustment	-	-	-	-	-	-	-	0.00%
8	GW/Merit Increase	-	-	49,046	-	-	24,212	(24,834)	-50.63%
9	Longevity Pay	6,525	7,425	8,325	8,325	8,325	7,785	(540)	-6.49%
10	Health Insurance Deductible	-	-	10,268	7,583	7,583	10,000	(268)	-2.61%
11	FICA/Social Security	15,143	17,881	28,590	20,764	28,414	39,689	11,099	38.82%
12	Workers Compensation	-	-	-	-	-	-	-	0.00%
13	State Unemployment Taxes	1,260	49	77	64	88	95	18	23.38%
14	Retirement - TMRS	28,547	33,274	53,958	37,652	51,524	69,054	15,096	27.98%
15	Health Insurance	41,552	44,935	77,060	35,772	48,951	83,376	6,316	8.20%
16	Dental Insurance	2,268	2,272	3,978	1,768	2,420	4,680	702	17.65%
17	Life Insurance	240	475	918	468	641	1,080	162	17.65%
18	ST/LT Disability Insurance	1,484	1,399	2,695	1,382	1,892	3,317	622	23.08%
19	Vision Insurance	542	512	859	389	532	1,011	152	17.69%
20	AD&D	48	51	102	51	70	120	18	17.65%
21	Personnel Vacancy Savings	-	-	-	-	-	(6,515)	(6,515)	0.00%
1. Personnel		\$ 310,738	\$ 358,589	\$ 580,721	\$ 393,852	\$ 519,683	\$ 724,723	\$ 144,002	24.80%
22	Uniform Rental	\$ -	\$ -	\$ -	-	\$ -	\$ -	\$ -	0.00%
23	Travel - City Business	-	-	-	-	-	-	-	0.00%
24	Travel - Employee Recruitment	-	-	-	-	-	-	-	0.00%
25	Travel - Training & Conferences	-	77	500	401	500	500	-	0.00%
26	Mileage - Reimbursement	-	-	-	-	-	-	-	0.00%
27	Travel - Tolls & Parking	-	-	-	-	-	-	-	0.00%
28	Memberships and Dues	-	31	-	-	-	-	-	0.00%
29	Subscription and Books	-	16	-	-	-	-	-	0.00%
30	Annual Facility Lease	-	-	-	-	-	-	-	0.00%
31	Short Term Facility Rental	-	-	-	-	-	-	-	0.00%
32	Light & Power	-	-	-	-	-	-	-	0.00%
33	Natural Gas/Propane	-	-	-	-	-	-	-	0.00%
34	Telephone System	-	-	-	-	-	-	-	0.00%
35	Cell Phones/Pagers	-	-	-	-	-	-	-	0.00%
36	Internet Service	-	-	-	-	-	-	-	0.00%
37	Water/Sewer/Trash	-	-	-	-	-	-	-	0.00%
38	Roofing Repairs	-	-	-	-	-	-	-	0.00%
39	Electrical Repairs	321	600	3,500	-	3,500	3,500	-	0.00%

	Actual 2020-21	Actual 2021-22	Approved Budget 2022-23	Year to Date w/Encumbrance 6/30/2023	Current Year Estimate 2022-23	Council Approved Budget 2023-24	Approved \$ Increase(Decrease) From FY 2022-23 Approved Budget	Approved % Increase(Decrease) From FY 2022-23 Approved Budget
40 Heating/Cooling Repairs	38,751	21,592	44,825	25	29,825	44,825	-	0.00%
41 Plumbing Repairs	184	-	800		800	800	-	0.00%
42 Carpentry/Painting	17,493	-	7,100		7,100	7,100	-	0.00%
43 Concrete Masonry	-	-	-		-	-	-	0.00%
44 Grounds Maintenance/Repair	-	-	-		-	-	-	0.00%
45 Misc Facility Repairs/Maint	2,187	3,198	9,000	3,218	9,000	9,000	-	0.00%
46 Janitorial Service - Contract	-	-	-		-	-	-	0.00%
47 Light Equipment Rental	-	-	3,000		-	3,000	-	0.00%
48 Lease Payments - Motor Vehicles	11,340	13,654	25,650	20,791	27,721	34,050	8,400	32.75%
49 Motor Vehicle Repair/Maint	1,933	3,479	4,500	330	4,500	4,500	-	0.00%
50 Trailers/Light Vehicles M & R	-	-	-		-	-	-	0.00%
51 Extended Warranty	-	-	-		-	-	-	0.00%
50 Body Shop Repairs	-	-	-		-	-	-	0.00%
51 Machine Tools Maint/Repair	-	-	-		-	-	-	0.00%
52 Other Equip Maint/Repair	-	-	-		-	-	-	0.00%
53 Medical Equipment Maintenance	-	7,384	7,400		7,400	7,400	-	0.00%
54 Legal Services	1,225	-	-		-	-	-	0.00%
55 Testing/Certification	-	-	-		-	-	-	0.00%
56 Other Contract Services	-	6	-		-	-	-	0.00%
57 Trash Collection Service	-	-	-		-	-	-	0.00%
58 Landscaping/Groundskeeping	-	-	-		-	-	-	0.00%
59 COVID-19	340	-	-		-	-	-	0.00%
60 Services - Temporary Employment	-	-	-		-	-	-	0.00%
2. Contractual Services	\$ 73,775	\$ 50,038	\$ 106,275	\$ 24,764	\$ 90,346	\$ 114,675	\$ 8,400	7.90%
61 Uniforms (Buy)	\$ 1,485	\$ 1,429	\$ 3,500	\$ 2,574	\$ 3,500	\$ 4,500	\$ 1,000	28.57%
62 General Office Supplies	1,143	1,373	500	866	866	500	-	0.00%
63 Cleaning Supplies	3,204	2,284	1,500	2,959	2,959	1,500	-	0.00%
64 Cleaning - Paper Products	-	144	1,500	56	1,500	1,500	-	0.00%
65 Safety Signs and Barricades	-	-	-		-	-	-	0.00%
66 Building Materials	-	87	500	224	500	500	-	0.00%
67 Electrical/Plumbing Supplies	(753)	2,162	3,000	3,259	3,259	3,000	-	0.00%
68 Machine Fabricated Parts	-	-	-		-	-	-	0.00%
69 Miscellaneous Hardware	21	45	350	308	350	350	-	0.00%
70 City Sponsored Event Supplies	-	-	-		-	-	-	0.00%
71 Medical Supplies	-	-	650		650	650	-	0.00%
72 Pesticides	-	-	-		-	-	-	0.00%
73 Minor Tools/Instruments	234	403	1,000	1,027	1,027	1,000	-	0.00%
74 Training Supplies	-	-	-		-	-	-	0.00%
75 Miscellaneous Occasions Supplies	-	-	-		-	-	-	0.00%
76 Food/Meals	-	-	-		-	-	-	0.00%
77 Miscellaneous Supplies	789	1,053	1,300	1,223	1,300	1,300	-	0.00%
78 Office Furniture (<\$5K)	-	-	-		-	-	-	0.00%
79 Communication Equipment	-	-	-		-	-	-	0.00%
80 Computer Hardware	-	829	-		-	-	-	0.00%
81 Other Office Equipment	-	-	-		-	-	-	0.00%
82 Grounds Keeping Equipment	-	-	-		-	-	-	0.00%
83 Facility Maintenance Tools	42	288	600	174	600	600	-	0.00%
84 Other Field Equipment	-	-	14,600	1,112	14,600	-	(14,600)	-100.00%
85 Other Operational Equipment	2,008	2,440	17,500	10,538	17,500	2,500	(15,000)	-85.71%
86 Fuel	2,922	6,391	2,000	2,394	2,394	2,000	-	0.00%
3. Commodities	\$ 11,095	\$ 18,928	\$ 48,500	\$ 26,714	\$ 51,005	\$ 19,900	\$ (28,600)	-58.97%
87 Computer Equipment	\$ -	\$ -	\$ -	\$ -	\$ -	\$ -	\$ -	0.00%
Instruments/Apparatus	-	-	-		-	-	-	0.00%
88 Machine Tools/Apparatus	-	-	-		-	-	-	0.00%
89 Light Equipment	-	-	28,500	(222)	28,500	-	(28,500)	-100.00%
90 Motor Vehicles	-	-	-		-	-	-	0.00%
91 Heavy Equipment	-	-	-		-	75,000	75,000	0.00%
92 Other Equipment	-	-	-		-	-	-	0.00%
93 Building & Storage Facilities	-	-	-		-	-	-	0.00%

	Actual 2020-21	Actual 2021-22	Approved Budget 2022-23	Year to Date w/Encumbrance 6/30/2023	Current Year Estimate 2022-23	Council Approved Budget 2023-24	Approved \$ Increase(Decrease) From FY 2022-23 Approved Budget	Approved % Increase(Decrease) From FY 2022-23 Approved Budget
6. Non-CIP Capital Outlay	\$ -	\$ -	\$ 28,500	\$ (222)	\$ 28,500	\$ 75,000	\$ 46,500	163.16%
Total Facility Division	\$ 395,609	\$ 427,555	\$ 763,996	\$ 445,108	\$ 689,535	\$ 934,298	\$ 170,302	22.29%

EXPENDITURES:

Line No.	BEAUTIFICATION DIVISION								
1	Regular Full Time Wages	\$ -	\$ 498,591	\$ 638,647	\$ 491,995	\$ 673,257	\$ 911,841	\$ 273,194	42.78%
2	Regular Part Time Wages	-	-	-	-	-	-	-	0.00%
3	Temporary/Seasonal Wages	-	-	-	-	-	-	-	0.00%
4	Overtime Wages	-	9,773	23,500	15,825	23,500	22,500	(1,000)	-4.26%
5	Vacation Leave	-	-	-	-	-	-	-	0.00%
6	Sick Leave - Regular	-	-	-	-	-	-	-	0.00%
7	Cost of Living Adjustment	-	-	-	-	-	-	-	0.00%
8	GW/Merit Increase	-	-	106,484	-	-	46,122	(60,362)	-56.69%
9	Longevity Pay	-	5,490	7,935	7,455	7,455	9,930	1,995	25.14%
10	Certification Incentive	-	1,923	2,000	1,461	2,000	2,000	-	0.00%
11	Health Insurance Deductible	-	-	19,932	14,167	14,167	19,000	(932)	-4.68%
12	FICA/Social Security	-	38,050	60,808	38,652	52,892	75,918	15,110	24.85%
13	Workers Compensation	-	-	-	-	-	-	-	0.00%
14	State Unemployment Taxes	-	122	149	127	174	171	22	14.77%
15	Retirement - TMRS	-	66,549	104,485	67,552	92,439	132,087	27,602	26.42%
16	Health Insurance	-	105,980	149,585	82,396	112,752	158,416	8,831	5.90%
17	Dental Insurance	-	5,092	7,721	3,742	5,120	8,891	1,170	15.15%
18	Life Insurance	-	1,191	1,681	1,101	1,507	2,052	371	22.07%
19	ST/LT Disability Insurance	-	2,908	5,211	2,907	3,979	6,314	1,103	21.17%
20	Vision Insurance	-	1,198	1,669	910	1,246	1,921	252	15.10%
21	AD&D	-	130	188	117	160	228	40	21.28%
22	Personnel Vacancy Savings	-	-	-	-	-	(9,772)	(9,772)	0.00%
1.	Personnel	\$ -	\$ 736,995	\$ 1,129,995	\$ 728,406	\$ 990,645	\$ 1,387,619	\$ 257,624	22.80%
23	Uniform Rental	\$ -	\$ -	\$ -	-	\$ -	\$ -	\$ -	0.00%
24	Travel - Training & Conferences	-	2,175	10,082	2,645	10,082	11,582	1,500	14.88%
25	Mileage - Reimbursement	-	-	-	-	-	-	-	0.00%
26	Memberships and Dues	-	399	2,069	(16)	2,069	2,069	-	0.00%
27	Subscription and Books	-	-	-	-	-	-	-	0.00%
28	Light & Power	-	-	4,709	-	4,709	4,709	-	0.00%
29	Natural Gas/Propane	-	-	-	-	-	-	-	0.00%
30	Telephone System	-	-	-	-	-	-	-	0.00%
31	Cell Phones/Pagers	-	628	3,000	7	3,000	3,000	-	0.00%
32	Water/Sewer/Trash	-	-	-	-	-	-	-	0.00%
33	Non-City - Water/Sewer/Trash	-	-	2,770	-	2,770	2,770	-	0.00%
34	Electrical Repairs	-	38,382	43,770	63,136	63,136	79,169	35,399	80.88%
35	Plumbing Repairs	-	-	-	-	-	-	-	0.00%
36	Concrete Masonry	-	-	277	-	277	277	-	0.00%
37	Grounds Maintenance/Repair	-	3,759	13,540	558	13,540	13,540	-	0.00%
38	Misc Facility Repairs/Maint	-	6,640	693	497	693	693	-	0.00%
39	Light Equipment Rental	-	-	-	-	-	-	-	0.00%
40	Trucks/Heavy Equip Rental	-	3,850	4,801	-	4,801	8,139	3,338	69.53%
41	Lease Payments - Motor Vehicles	-	12,899	35,080	24,334	32,445	71,080	36,000	102.62%
42	Motor Vehicle Repair/Maint	-	21,047	14,770	22,824	30,432	20,000	5,230	35.41%
43	Trailers/Light Vehicles M & R	-	8,245	7,216	2,150	7,216	7,216	-	0.00%
44	Truck/Heavy Equipment Repair	-	21,009	11,662	10,746	11,662	11,662	-	0.00%
45	Body Shop Repairs	-	-	-	-	-	-	-	0.00%
46	Machine Tools Maint/Repair	-	3,078	5,000	820	5,000	5,000	-	0.00%
47	Other Equip Maint/Repair	-	165	4,662	725	4,662	4,662	-	0.00%
48	Legal Services	-	-	-	-	-	-	-	0.00%
49	Other Contract Services	-	12,735	58,500	1,897	58,500	58,500	-	0.00%
50	Landscaping/Groundskeeping	-	7,787	22,000	10,234	22,000	22,000	-	0.00%
51	Emergency-Flood/Storm	-	-	-	-	-	-	-	0.00%
52	COVID-19	-	-	-	-	-	-	-	0.00%

	Actual 2020-21	Actual 2021-22	Approved Budget 2022-23	Year to Date w/Encumbrance 6/30/2023	Current Year Estimate 2022-23	Council Approved Budget 2023-24	Approved \$ Increase(Decrease) From FY 2022-23 Approved Budget	Approved % Increase(Decrease) From FY 2022-23 Approved Budget
53 Services - Landscaping/Groundskeeping	-	19,909	300,000	41,350	200,000	300,000	-	0.00%
2. Contractual Services	\$ -	\$ 162,707	\$ 544,600	\$ 181,907	\$ 476,993	\$ 626,067	\$ 81,467	14.96%
54 Uniforms (Buy)	\$ -	\$ 6,403	\$ 8,093	\$ 8,906	\$ 8,906	\$ 11,500	\$ 3,407	42.10%
55 General Office Supplies	-	3,226	2,054	2,984	2,984	3,500	1,446	70.40%
56 Cleaning Supplies	-	1,024	2,054	177	2,054	2,054	-	0.00%
57 Cleaning - Paper Products	-	-	332	-	332	332	-	0.00%
58 Safety Signs and Barricades	-	2,429	2,054	-	-	2,054	-	0.00%
59 Striping/Street Signs/Lt Poles	-	75	35	-	-	35	-	0.00%
60 Building Materials	-	204	139	619	139	139	-	0.00%
61 Sand and Gravel	-	-	1,177	-	-	1,177	-	0.00%
62 Electrical/Plumbing Supplies	-	46,683	20,831	46,184	46,184	20,831	-	0.00%
63 Miscellaneous Hardware	-	1,976	139	1,098	1,098	139	-	0.00%
64 City Sponsored Event Supplies	-	-	-	150	200	-	-	0.00%
65 Medical Supplies	-	-	-	-	-	-	-	0.00%
66 Pesticides	-	4,248	2,770	-	2,770	2,770	-	0.00%
67 Botanical/Landscape	-	298	277	-	277	277	-	0.00%
68 Minor Tools/Instruments	-	-	-	-	-	-	-	0.00%
69 Training Supplies	-	-	-	-	-	-	-	0.00%
70 Miscellaneous Occasions Supplies	-	-	-	-	-	-	-	0.00%
69 Food/Meals	-	442	1,139	587	587	1,139	-	0.00%
70 Communication Equipment	-	-	-	-	-	-	-	0.00%
71 Computer Hardware	-	948	-	-	-	-	-	0.00%
72 Grounds Keeping Equipment	-	986	5,216	4,198	5,216	5,216	-	0.00%
73 Facility Maintenance Tools	-	-	-	-	-	-	-	0.00%
74 Other Field Equipment	-	5,148	14,117	11,816	14,117	14,117	-	0.00%
75 Other Operational Equipment	-	3,350	1,069	4,361	4,361	1,069	-	0.00%
76 Fuel	-	40,304	21,925	22,890	30,520	21,925	-	0.00%
3. Commodities	\$ -	\$ 117,743	\$ 83,420	\$ 103,972	\$ 119,746	\$ 88,273	\$ 4,853	5.82%
77 Office Furniture & Equip(>\$5K)	\$ -	\$ -	\$ -	\$ -	\$ -	\$ -	\$ -	0.00%
78 Computer Equipment	-	-	-	-	-	-	-	0.00%
79 Instruments/Apparatus	-	-	22,000	13,063	13,063	-	(22,000)	-100.00%
80 Machine Tools/Apparatus	-	-	-	-	-	-	-	0.00%
81 Light Equipment	-	-	62,395	72,264	72,264	-	(62,395)	-100.00%
82 Motor Vehicles	-	-	-	-	-	-	-	0.00%
83 Heavy Equipment	-	-	130,849	128,527	128,527	-	(130,849)	-100.00%
84 Other Equipment	-	-	-	-	-	-	-	0.00%
85 Building & Storage Facilities	-	-	-	-	-	-	-	0.00%
6. Non-CIP Capital Outlay	\$ -	\$ -	\$ 215,244	\$ 213,854	\$ 213,854	\$ -	\$ (215,244)	-100.00%
Total Beautification Division	\$ -	\$ 1,017,446	\$ 1,973,259	\$ 1,228,139	\$ 1,801,239	\$ 2,101,959	\$ 128,700	6.52%

EXPENDITURES:

LINE	CODE ENFORCEMENT							
1	Regular Full Time Wages				\$ -	\$ 233,884	\$ 233,884	0.00%
2	Regular Part Time Wages				-	-	-	0.00%
3	Temporary/Seasonal Wages				-	-	-	0.00%
4	Overtime Wages				-	2,000	2,000	0.00%
5	Shift Pay				-	-	-	0.00%
6	Vacation Leave				-	-	-	0.00%
7	Sick Leave - Regular				-	-	-	0.00%
8	GW/Merit Increase				-	3,279	3,279	0.00%
9	Longevity Pay				-	-	-	0.00%
10	Clothing Allowance				-	-	-	0.00%
11	Car Allowance				-	-	-	0.00%
12	Language Incentive				-	-	-	0.00%
13	Certification Incentive				-	-	-	0.00%
14	Education Incentive				-	-	-	0.00%
15	Health Insurance Deductible				-	3,775	3,775	0.00%
16	FICA/Social Security				-	18,573	18,573	0.00%

	Actual 2020-21	Actual 2021-22	Approved Budget 2022-23	Year to Date w/Encumbrance 6/30/2023	Current Year Estimate 2022-23	Council Approved Budget 2023-24	Approved \$ Increase(Decrease) From FY 2022-23 Approved Budget	Approved % Increase(Decrease) From FY 2022-23 Approved Budget
17 Workers Compensation					-	-	-	0.00%
18 State Unemployment Taxes					-	36	36	0.00%
19 Retirement - TMRS					-	32,315	32,315	0.00%
20 Health Insurance					-	38,200	38,200	0.00%
21 Dental Insurance					-	1,872	1,872	0.00%
22 Life Insurance					-	432	432	0.00%
23 ST/LT Disability Insurance					-	1,573	1,573	0.00%
24 Vision Insurance					-	405	405	0.00%
25 AD&D					-	48	48	0.00%
Personnel Vacancy Savings	-	-	-		-	-		
1. Personnel	\$ -	\$ -	\$ -	\$ -	\$ -	\$ 336,392	\$ 336,392	0.00%
26 Travel - City Business						\$ -	\$ -	0.00%
27 Travel - Employee Recruitment						-	-	0.00%
28 Travel - Training & Conferences						1,500	1,500	0.00%
29 Mileage - Reimbursement						-	-	0.00%
30 Travel - Tolls & Parking						-	-	0.00%
31 Memberships and Dues						100	100	0.00%
32 Subscription and Books						50	50	0.00%
33 Cell Phones/Pagers						2,226	2,226	0.00%
34 Internet Service						-	-	0.00%
35 Wireless Data Services						-	-	0.00%
36 Water/Sewer/Trash						-	-	0.00%
37 Radio Service/Lease						-	-	0.00%
38 Electrical Repairs						-	-	0.00%
39 Light Equipment Rental						-	-	0.00%
40 Lease Payments - Motor Vehicles						15,000	15,000	0.00%
41 Motor Vehicle Repair/Maint						-	-	0.00%
42 Repair/Maintenance - Minor						-	-	0.00%
43 Equipment Maint - Motorcycles						-	-	0.00%
44 Extended Warranty						-	-	0.00%
45 Body Shop Repairs						-	-	0.00%
46 Other Equip Maint/Repair						-	-	0.00%
47 Office Equipment Maint/Repair						-	-	0.00%
48 Computer Equip Maint/Repair						-	-	0.00%
49 Communication Equip Repair						-	-	0.00%
50 Office Equipment Rental						-	-	0.00%
51 Rental - Storage						-	-	0.00%
52 Legal Services						-	-	0.00%
53 Medical Services/Drug Testing						-	-	0.00%
54 Other Professional Services						-	-	0.00%
55 Outside Printing						-	-	0.00%
56 Delivery/Courier Service						-	-	0.00%
57 Advertising						-	-	0.00%
58 New Hire Screening						-	-	0.00%
59 Other Contract Services						-	-	0.00%
60 IT Software/System Fees						-	-	0.00%
61 Services - Investigations						-	-	0.00%
62 Services - Medical Exams						-	-	0.00%
63 Services - Towing						-	-	0.00%
64 Services - Translator						-	-	0.00%
65 Services - SANE Medical Exams						-	-	0.00%
2. Contractual Services	\$ -	\$ -	\$ -	\$ -	\$ -	\$ 34,876	\$ 34,876	0.00%

	<u>Actual 2020-21</u>	<u>Actual 2021-22</u>	<u>Approved Budget 2022-23</u>	<u>Year to Date w/Encumbrance 6/30/2023</u>	<u>Current Year Estimate 2022-23</u>	<u>Council Approved Budget 2023-24</u>	<u>Approved \$ Increase(Decrease) From FY 2022-23 Approved Budget</u>	<u>Approved % Increase(Decrease) From FY 2022-23 Approved Budget</u>	
66						\$ 2,000	\$ 2,000	0.00%	
67						500	500	0.00%	
68						-	-	0.00%	
69						-	-	0.00%	
70						-	-	0.00%	
71						-	-	0.00%	
72						-	-	0.00%	
73						-	-	0.00%	
74						-	-	0.00%	
75						3,500	3,500	0.00%	
76						-	-	0.00%	
77						-	-	0.00%	
78						-	-	0.00%	
79						-	-	0.00%	
80						-	-	0.00%	
81						-	-	0.00%	
82						-	-	0.00%	
83						-	-	0.00%	
84						-	-	0.00%	
85						-	-	0.00%	
86						3,500	3,500	0.00%	
87						-	-	0.00%	
88						-	-	0.00%	
89						-	-	0.00%	
90						-	-	0.00%	
91						-	-	0.00%	
92						-	-	0.00%	
93						-	-	0.00%	
94						-	-	0.00%	
95						-	-	0.00%	
96						2,500	2,500	0.00%	
3. Commodities		\$ -	\$ -	\$ -	\$ -	\$ 62,000	\$ 62,000	0.00%	
Total Code Enforcement		\$ -	\$ -	\$ -	\$ -	\$ 433,268	\$ 433,268	0.00%	
Beautificatin and Facilities Department Total Budget		\$ 395,609	\$ 1,445,001	\$ 2,737,255	\$ 1,673,247	\$ 2,490,773	\$ 3,469,525	\$ 732,270	26.75%

EXPENDITURES:

<u>Line No.</u>	<u>LIBRARY SERVICES</u>								
1	Regular Full Time Wages	\$ 424,725	\$ 454,557	\$ 454,837	\$ 388,096	\$ 531,079	\$ 609,223	\$ 154,386	33.94%
2	Regular Part Time Wages	46,069	49,344	59,691	55,490	75,933	81,773	22,082	36.99%
3	Temporary/Seasonal Wages	-	-	-	-	-	-	-	0.00%
4	Overtime Wages	1,405	1,877	2,180	1,596	2,184	2,000	(180)	-8.26%
5	Vacation Leave	-	-	-	-	-	-	-	0.00%
6	Sick Leave - Regular	-	-	-	-	-	-	-	0.00%
7	Cost of Living Adjustment	-	-	-	-	-	-	-	0.00%
8	GW/Merit Increase	-	-	99,219	-	-	37,861	(61,358)	-61.84%
9	Longevity Pay	9,885	11,505	12,030	9,135	9,135	10,935	(1,095)	-9.10%
10	Car Allowance	-	-	6,000	3,462	3,462	6,000	-	0.00%
11	Language Incentive	2,912	2,891	2,700	1,973	2,700	2,700	-	0.00%
12	Certification Incentive	-	-	-	-	-	-	-	0.00%
13	Health Insurance Deductible	-	-	15,704	9,000	9,000	10,000	(5,704)	-36.32%
14	FICA/Social Security	36,589	39,327	49,906	34,467	47,166	57,413	7,507	15.04%
15	Workers Compensation	-	-	-	-	-	-	-	0.00%
16	State Unemployment Taxes	3,188	191	126	141	193	126	-	0.00%
17	Retirement - TMRS	56,922	60,634	75,770	52,759	72,197	88,241	12,471	16.46%
18	Health Insurance	74,657	68,848	81,592	54,838	75,042	83,377	1,785	2.19%
19	Dental Insurance	4,082	3,536	4,211	2,645	3,619	4,679	468	11.11%
20	Life Insurance	484	675	972	748	1,023	1,080	108	11.11%
21	ST/LT Disability Insurance	3,019	2,224	3,632	2,291	3,135	4,283	651	17.92%

	Actual 2020-21	Actual 2021-22	Approved Budget 2022-23	Year to Date w/Encumbrance 6/30/2023	Current Year Estimate 2022-23	Council Approved Budget 2023-24	Approved \$ Increase(Decrease) From FY 2022-23 Approved Budget	Approved % Increase(Decrease) From FY 2022-23 Approved Budget
22 Vision Insurance	976	727	910	540	739	1,011	101	11.10%
23 AD&D	98	89	108	77	105	120	12	11.11%
24 Personnel Vacancy Savings	-	-	-	-	-	(3,257)	(3,257)	0.00%
1. Personnel	\$ 665,011	\$ 696,424	\$ 869,588	\$ 617,258	\$ 836,713	\$ 997,565	\$ 127,977	14.72%
25 Travel - City Business	\$ -	\$ -	\$ -		\$ -	\$ -	\$ -	0.00%
26 Travel - Employee Recruitment	-	-	-		-	-	-	0.00%
27 Travel - Training & Conferences	2,015	3,809	3,500	5,125	5,125	4,000	500	14.29%
28 Mileage - Reimbursement	-	41	500	37	250	500	-	0.00%
29 Travel - Tolls & Parking	-	-	-		-	-	-	0.00%
30 Memberships and Dues	1,946	2,055	2,000	1,730	2,000	2,000	-	0.00%
31 Subscription and Books	-	-	-		-	-	-	0.00%
32 Light & Power	-	-	-		-	-	-	0.00%
33 Natural Gas/Propane	-	-	-		-	-	-	0.00%
34 Telephone System	-	-	-		-	-	-	0.00%
35 Water/Sewer/Trash	-	-	-		-	-	-	0.00%
36 Carpentry/Painting	-	-	-		-	-	-	0.00%
37 Grounds Maintenance/Repair	-	-	-		-	-	-	0.00%
38 Misc Facility Repairs/Maint	-	-	-		-	-	-	0.00%
39 Janitorial Service - Contract	-	-	-		-	-	-	0.00%
40 Maintenance - Building	-	-	-		-	-	-	0.00%
41 Other Equip Maint/Repair	-	-	-		-	-	-	0.00%
42 Office Equipment Maint/Repair	-	-	-		-	-	-	0.00%
43 Computer Equip Maint/Repair	-	-	-		-	-	-	0.00%
44 Communication Equip Repair	-	-	-		-	-	-	0.00%
45 Office Equipment Rental	5,316	5,321	7,200	3,810	5,080	7,200	-	0.00%
46 Rental - Storage	78	78	100	14	19	100	-	0.00%
47 Legal Services	302	-	-	963	963	5,000	5,000	0.00%
48 Credit Card Fees	89	203	300	176	300	300	-	0.00%
49 Insurance & Bonds	-	-	-		-	-	-	0.00%
50 Library Programs	12,943	14,692	15,000	15,644	15,644	15,000	-	0.00%
51 Outside Printing	-	-	-		-	-	-	0.00%
52 Delivery/Courier Service	-	-	-		-	-	-	0.00%
53 Advertising	-	-	-		-	-	-	0.00%
54 Testing/Certification	-	-	-		-	-	-	0.00%
55 Other Contract Services	-	-	-		-	-	-	0.00%
56 IT Software/System Fees	13,609	26,547	23,437	17,720	23,437	23,437	-	0.00%
57 IT Hosting Services	-	-	-		-	-	-	0.00%
58 Trash Collection Service	-	-	-		-	-	-	0.00%
59 Services - Temporary Employment	-	-	-		-	-	-	0.00%
60 COVID-19	-	-	-		-	-	-	0.00%
2. Contractual Services	\$ 36,297	\$ 52,745	\$ 52,037	\$ 45,221	\$ 52,818	\$ 57,537	\$ 5,500	10.57%
61 Uniforms (Buy)	\$ 270	\$ 195	\$ 200	\$ 10	\$ 200	\$ 200	\$ -	0.00%
62 General Office Supplies	12,559	13,610	12,500	11,535	12,500	12,750	250	2.00%
63 Cleaning Supplies	-	-	-		-	-	-	0.00%
64 Postage	547	743	1,000	700	1,000	1,000	-	0.00%
65 City Sponsored Event Supplies	-	-	600	826	826	600	-	0.00%
66 Medical Supplies	-	-	-		-	-	-	0.00%
67 Training Supplies	-	-	-		-	-	-	0.00%
68 Miscellaneous Occasions Supplies	-	-	-		-	-	-	0.00%
69 Food/Meals	-	-	-		-	-	-	0.00%
70 Loan Star Grant Supplies	-	-	-		-	-	-	0.00%
71 Periodicals	4,887	5,034	5,150	5,016	5,016	5,150	-	0.00%
72 Library Books	50,867	51,304	55,000	39,352	55,000	55,000	-	0.00%
73 Books on CD/Movies	5,893	5,850	6,000	2,099	6,000	6,000	-	0.00%
74 E-Books	7,992	16,092	27,000	24,856	24,856	30,000	3,000	11.11%
75 Library Collections	-	-	-		-	-	-	0.00%
76 Office Furniture (<\$5K)	-	-	9,000	10,229	10,229	-	(9,000)	-100.00%
77 Communication Equipment	-	-	-		-	-	-	0.00%
78 Computer Hardware	-	-	-		-	2,500	2,500	0.00%

	Actual 2020-21	Actual 2021-22	Approved Budget 2022-23	Year to Date w/Encumbrance 6/30/2023	Current Year Estimate 2022-23	Council Approved Budget 2023-24	Approved \$ Increase(Decrease) From FY 2022-23 Approved Budget	Approved % Increase(Decrease) From FY 2022-23 Approved Budget
79 Computer Software	-	-	-	-	-	-	-	0.00%
80 Instruments/Apparatus	-	-	-	-	-	-	-	0.00%
81 General Electronic Equipment	276	99	250	300	300	250	-	0.00%
82 Other Office Equipment	-	-	-	-	-	-	-	0.00%
83 Fuel	-	-	-	-	-	16,000	16,000	0.00%
3. Commodities	\$ 83,291	\$ 92,928	\$ 116,700	\$ 94,923	\$ 115,927	\$ 129,450	\$ 12,750	10.93%
84 Office Furniture (>\$5K)	\$ -	\$ -	\$ -	\$ -	\$ -	\$ -	\$ -	0.00%
85 Communication Equipment	-	-	-	-	-	-	-	0.00%
86 Computer Equipment	-	-	-	-	-	-	-	0.00%
87 Instruments/Apparatus	-	-	-	-	-	-	-	0.00%
6. Non-CIP Capital Outlay	\$ -	\$ -	\$ -	\$ -	\$ -	\$ -	\$ -	0.00%
Total Library Services	\$ 784,598	\$ 842,097	\$ 1,038,325	\$ 757,403	\$ 1,005,458	\$ 1,184,552	\$ 146,227	14.08%

EXPENDITURES:

Line No.	COMBINED POLICE DEPARTMENT							
1 Regular Full Time Wages	\$ 4,933,086	\$ 5,709,607	\$ 7,533,025	\$ 4,876,970	\$ 6,673,749	\$ 8,918,206	\$ 1,385,182	18.39%
2 Regular Part Time Wages	7,583	4,133	39,555	3,494	4,781	13,311	(26,244)	-66.35%
3 Temporary/Seasonal Wages	-	-	-	-	-	-	-	0.00%
4 Overtime Wages	452,776	437,231	177,000	424,872	581,404	110,840	(66,160)	-37.38%
5 Shift Pay	-	-	10,500	3,100	4,242	17,500	7,000	66.67%
6 Vacation Leave	-	-	-	-	-	-	-	0.00%
7 Sick Leave - Regular	-	-	-	-	-	-	-	0.00%
8 Sick Leave - Civil Service	-	-	4,000	-	-	28,000	24,000	600.00%
9 Meet And Confer (Civil Service Only)	-	-	250,266	-	-	292,761	42,495	16.98%
10 GWI/Merit Increase	-	-	347,847	-	-	151,776	(196,071)	-56.37%
11 Staffing Study - Implementation	-	-	-	-	-	250,000	250,000	0.00%
12 Longevity Pay	84,570	93,720	104,430	101,805	101,805	112,080	7,650	7.33%
13 Clothing Allowance	-	-	-	-	-	12,350	12,350	0.00%
14 Car Allowance	6,023	5,792	6,000	4,385	6,000	6,000	-	0.00%
15 Language Incentive	19,096	18,241	19,050	13,622	18,640	19,050	-	0.00%
16 Certification Incentive	28,796	29,492	39,400	36,159	49,481	44,850	5,450	13.83%
17 Education Incentive	-	-	26,100	-	-	31,460	5,360	20.54%
18 Health Insurance Deductible	-	-	146,168	99,917	99,917	123,920	(22,248)	-15.22%
19 FICA/Social Security	404,479	460,963	658,876	402,096	550,237	745,162	86,286	13.10%
20 Workers Compensation	-	-	-	-	-	-	-	0.00%
21 State Unemployment Taxes	23,723	2,065	1,098	962	1,316	1,225	127	11.57%
22 Retirement - TMRS	718,433	812,470	1,112,357	713,909	976,928	1,286,515	174,159	15.66%
23 Health Insurance	670,644	727,722	1,060,695	569,004	778,637	1,120,969	60,274	5.68%
24 Dental Insurance	36,171	36,024	54,750	27,667	37,861	62,240	7,490	13.68%
25 Life Insurance	3,859	7,246	13,068	7,388	10,110	14,688	1,620	12.40%
26 ST/LT Disability Insurance	34,118	31,180	52,666	27,781	38,016	60,432	7,767	14.75%
27 Vision Insurance	8,675	8,193	11,830	6,178	8,454	13,446	1,616	13.66%
28 AD&D	810	646	1,452	808	1,106	1,632	180	12.40%
29 Personnel Vacancy Savings	-	-	-	-	-	(19,544)	(19,544)	0.00%
1. Personnel	\$ 7,432,841	\$ 8,384,725	\$ 11,670,132	\$ 7,320,117	\$ 9,942,684	\$ 13,418,869	\$ 1,748,738	14.98%
30 Travel - City Business	\$ -	\$ -	\$ -	\$ -	\$ -	\$ -	\$ -	0.00%
31 Travel - Employee Recruitment	-	-	-	-	-	-	-	0.00%
32 Travel - Training & Conferences	56,604	58,574	82,900	49,774	82,900	115,500	32,600	39.32%
33 Mileage - Reimbursement	-	-	-	-	-	-	-	0.00%
34 Travel - Tolls & Parking	92	-	-	-	-	-	-	0.00%
35 Memberships and Dues	2,049	12,066	4,150	10,678	11,688	8,250	4,100	98.80%
36 Subscription and Books	3,209	3,423	2,400	905	905	2,450	50	2.08%
37 Long Term Facility Lease	-	-	-	-	-	-	-	0.00%
38 Light & Power	-	-	-	-	-	-	-	0.00%
39 Natural Gas/Propane	-	-	-	-	-	-	-	0.00%
40 Telephone System	-	-	-	-	-	-	-	0.00%
41 Cell Phones/Pagers	33,575	2,597	52,500	-	-	54,774	2,274	4.33%

	Actual 2020-21	Actual 2021-22	Approved Budget 2022-23	Year to Date w/Encumbrance 6/30/2023	Current Year Estimate 2022-23	Council Approved Budget 2023-24	Approved \$ Increase(Decrease) From FY 2022-23 Approved Budget	Approved % Increase(Decrease) From FY 2022-23 Approved Budget	
42	Internet Service	-	-	-	-	-	-	0.00%	
43	Wireless Data Services	-	-	-	-	24,000	24,000	0.00%	
44	Water/Sewer/Trash	-	-	-	-	-	-	0.00%	
45	Radio Service/Lease	25,643	24,373	30,100	12,772	30,100	30,100	0.00%	
46	Electrical Repairs	-	-	-	-	-	-	0.00%	
47	Heating/Cooling Repairs	-	-	-	-	-	-	0.00%	
48	Plumbing Repairs	-	-	-	-	-	-	0.00%	
49	Grounds Maintenance/Repair	-	-	-	-	-	-	0.00%	
50	Misc Facility Repairs/Maint	-	-	-	-	-	-	0.00%	
51	Janitorial Service - Contract	-	-	-	-	-	-	0.00%	
52	Light Equipment Rental	-	-	-	-	-	-	0.00%	
53	Lease Payments - Motor Vehicles	306,083	356,879	867,280	348,973	465,297	1,212,280	345,000	39.78%
54	Motor Vehicle Repair/Maint	174,878	141,970	158,000	105,065	140,086	163,000	5,000	3.16%
55	Repair/Maintenance - Minor	-	8	1,650	26	26	1,650	-	0.00%
56	Equipment Maint - Motorcycles	18,072	14,048	15,000	5,312	15,000	15,000	-	0.00%
57	Extended Warranty	-	-	-	-	-	-	-	0.00%
58	Body Shop Repairs	14,296	33,605	25,000	14,258	25,000	25,000	-	0.00%
59	Other Equip Maint/Repair	493	574	2,000	950	2,000	2,000	-	0.00%
60	Office Equipment Maint/Repair	198	478	1,200	-	1,200	-	(1,200)	-100.00%
61	Computer Equip Maint/Repair	-	-	-	-	-	1,200	1,200	0.00%
62	Communication Equip Repair	7,936	10,685	5,000	264	5,000	5,000	-	0.00%
63	Office Equipment Rental	10,760	9,491	8,600	9,275	8,600	20,000	11,400	132.56%
64	Equipment Rental - Motorcycles	5,070	13,075	14,400	9,360	14,400	14,400	-	0.00%
65	Rental - Storage	2,448	2,448	3,000	816	3,000	3,000	-	0.00%
66	Legal Services	33,984	16,134	135,000	6,140	35,000	150,000	15,000	11.11%
67	Medical Services/Drug Testing	-	-	-	-	-	-	-	0.00%
68	Veterinarian Services	1,829	3,229	3,500	1,689	1,689	3,500	-	0.00%
69	Other Professional Services	10,574	10,482	2,000	7,137	7,137	2,000	-	0.00%
70	Settlement Payment	-	-	-	-	-	-	-	0.00%
71	Payout - Totalled Leased Vehicles	55,543	-	-	48,974	48,974	-	-	0.00%
72	Credit Card Fees	(2,271)	668	500	1,014	500	500	-	0.00%
73	Insurance & Bonds	-	-	-	-	-	-	-	0.00%
74	Customer Claims & Reimbursement	-	1,000	-	-	-	-	-	0.00%
75	Outside Printing	3,161	4,902	6,000	1,723	6,000	6,000	-	0.00%
76	Delivery/Courier Service	131	488	-	836	836	-	-	0.00%
77	Advertising	-	-	-	-	-	-	-	0.00%
78	New Hire Screening	-	-	-	-	-	-	-	0.00%
79	Relocation Expenses	-	-	-	-	-	-	-	0.00%
80	SM-Hays Co Animal Control	244,171	175,183	299,336	-	299,336	299,336	-	0.00%
81	Trap, Neuter, Vaccinate, and Return Program	-	-	22,250	-	22,250	22,250	-	0.00%
82	Hays County Co-Location	72,443	76,719	137,282	-	137,282	142,773	5,491	4.00%
83	Other Contract Services	-	-	-	-	-	-	-	0.00%
84	IT Software/System Fees	174,409	193,583	402,017	323,793	323,793	324,904	(77,113)	-19.18%
85	IT Hosting Services	-	-	-	-	-	-	-	0.00%
86	IT Warranties	-	-	-	-	-	-	-	0.00%
87	Landscaping/Groundskeeping	-	-	-	-	-	-	-	0.00%
88	Services - Architectural	-	-	-	-	-	-	-	0.00%
89	Services - Auction Services	-	-	-	-	-	-	-	0.00%
90	Services - Demolition/Lot Clean	1,397	9,233	16,000	1,025	16,000	-	(16,000)	-100.00%
91	Services - Investigations	2,634	2,107	5,000	2,991	5,000	5,000	-	0.00%
92	Services - Staffing Study	-	-	-	-	-	100,000	100,000	0.00%
93	Services - Temporary Employment	-	-	-	-	-	-	-	0.00%
94	Services - Towing	1,665	5,906	5,000	4,666	5,000	5,000	-	0.00%
95	Services - Translator	153	538	2,300	2,357	2,357	2,300	-	0.00%

	Actual 2020-21	Actual 2021-22	Approved Budget 2022-23	Year to Date w/Encumbrance 6/30/2023	Current Year Estimate 2022-23	Council Approved Budget 2023-24	Approved \$ Increase(Decrease) From FY 2022-23 Approved Budget	Approved % Increase(Decrease) From FY 2022-23 Approved Budget
96 Services - SANE Medical Exams	8,090	12,352	8,000	5,335	8,000	8,000	-	0.00%
97 Emergency-Flood/Storm	1,739	519	-	-	-	-	-	0.00%
98 COVID-19	-	-	-	-	-	-	-	0.00%
99 Services - Civil Service	2,540	67,466	-	1,375	1,375	-	-	0.00%
100 Services - Consulting (DPS Lab)	-	-	20,000	-	20,000	20,000	-	0.00%
101 Services - Hays Co Womens Center	-	-	15,000	15,000	15,000	15,000	-	0.00%
2. Contractual Services	\$ 1,273,596	\$ 1,264,804	\$ 2,352,365	\$ 992,483	\$ 1,760,731	\$ 2,804,167	\$ 451,802	19.21%
102 Uniforms (Buy)	\$ 65,534	\$ 87,129	\$ 104,500	\$ 77,879	\$ 104,500	\$ 170,000	\$ 65,500	62.68%
103 General Office Supplies	29,675	30,818	46,690	26,174	48,429	93,240	46,550	99.70%
104 Cleaning Supplies	64	-	-	-	-	-	-	0.00%
105 Supplies - CAECD	1,194	1,720	2,000	-	2,000	2,000	-	0.00%
106 Postage	596	1,421	500	173	173	500	-	0.00%
107 Safety Signs and Barricades	-	-	-	-	-	-	-	0.00%
108 Building Materials	-	-	-	-	-	-	-	0.00%
109 Sand and Gravel	-	-	-	-	-	-	-	0.00%
110 Street/Drain/Sidewalk Materials	-	-	-	-	-	-	-	0.00%
111 Electrical/Plumbing Supplies	-	-	-	-	-	-	-	0.00%
112 City Sponsored Event Supplies	1,580	3,793	3,500	267	3,500	-	(3,500)	-100.00%
113 Law Enforcement Training Supplies	-	-	-	-	-	-	-	0.00%
114 Fire Prevention Supplies	4,096	2,446	3,000	-	3,000	3,000	-	0.00%
115 Medical Supplies	510	1,929	2,000	1,543	2,000	2,000	-	0.00%
116 Minor Tools/Instruments	1,007	830	1,500	-	1,500	1,500	-	0.00%
117 PD Video&Digital Evidence Syst	-	-	-	-	-	-	-	0.00%
118 Training Supplies	-	-	-	-	-	-	-	0.00%
119 Axon - Taser, Dash & Body Cam	-	-	1,000	-	1,000	-	(1,000)	-100.00%
120 Food/Meals	2,147	2,665	2,150	1,275	2,178	2,150	-	0.00%
121 Miscellaneous Supplies	-	-	-	-	-	34,450	34,450	0.00%
122 Fire Arms Supplies	34,459	32,598	32,498	21,537	32,498	32,498	-	0.00%
123 Investigative Supplies	6,144	6,191	15,164	3,714	15,164	15,164	-	0.00%
124 Less Lethal	10,284	19,182	20,000	13,099	20,000	20,000	-	0.00%
125 Ammunition	13,888	24,409	30,000	19,495	19,495	30,000	-	0.00%
126 Office Furniture (<\$5K)	1,751	880	4,500	2,115	4,500	-	(4,500)	-100.00%
127 Lost/Damaged Mobile Phones	-	-	-	-	-	-	-	0.00%
128 Communication Equipment	-	-	-	-	-	-	-	0.00%
129 Photographic Equipment	290	500	1,400	-	1,400	1,400	-	0.00%
130 Computer Hardware	20,155	14,933	108,600	50,249	99,500	127,899	19,299	17.77%
131 Computer Software	-	-	-	-	-	103,190	103,190	0.00%
132 Instruments/Apparatus	-	-	3,300	-	3,300	17,725	14,425	437.12%
133 General Electronic Equipment	-	-	-	-	-	-	-	0.00%
134 Other Office Equipment	-	-	-	-	8,900	-	-	0.00%
135 Animal Control Devices/Supply	4,729	3,864	7,000	1,911	7,000	9,500	2,500	35.71%
136 Facility Maintenance Tools	-	-	-	-	-	-	-	0.00%
137 Other Operational Equipment	5,407	58,339	150,800	14,789	75,800	93,412	(57,388)	-38.06%
138 Equipment - Radio	1,999	-	173,000	167,763	173,000	375,125	202,125	116.84%
139 Equipment - Emergency Lights, Siren	-	-	-	-	-	-	-	0.00%
140 Equipment - Bicycle Accessories	-	-	-	-	-	560	560	0.00%
141 Equipment - K9 Officer/Pet Supplies	-	-	-	-	-	-	-	0.00%
142 Citizens on Patrol Support Costs	-	4,684	15,000	110	5,000	15,000	-	0.00%
143 Fuel	153,365	197,762	142,000	124,873	166,497	144,500	2,500	1.76%
3. Commodities	\$ 358,875	\$ 496,093	\$ 870,102	\$ 526,966	\$ 800,334	\$ 1,294,813	\$ 424,711	48.81%
144 Office Furniture (>\$5K)	\$ -	\$ -	\$ -	\$ -	\$ -	\$ -	\$ -	0.00%
145 Communication Equipment	-	-	-	-	-	-	-	0.00%
146 Computer Equipment	-	-	-	-	-	-	-	0.00%
147 Instruments/Apparatus	-	-	-	-	-	-	-	0.00%

	Actual 2020-21	Actual 2021-22	Approved Budget 2022-23	Year to Date w/Encumbrance 6/30/2023	Current Year Estimate 2022-23	Council Approved Budget 2023-24	Approved \$ Increase(Decrease) From FY 2022-23 Approved Budget	Approved % Increase(Decrease) From FY 2022-23 Approved Budget
148 Machine Tools/Apparatus	-	-	-	-	-	-	-	0.00%
149 Light Equipment	-	-	-	-	-	-	-	0.00%
150 Motor Vehicles	-	-	-	1,609	1,609	42,000	42,000	0.00%
151 Building & Storage Facilities	-	-	-	-	-	-	-	0.00%
6. Non-CIP Capital Outlay	\$ -	\$ -	\$ -	\$ 1,609	\$ 1,609	\$ 42,000	\$ 42,000	0.00%
152 Transfer Out - Victims Coordinator Match	\$ -	\$ 18,617	\$ 18,617	\$ 49,384	\$ 49,384	\$ 22,500	\$ 3,883	20.86%
153 Transfer Out - Mental Health Match	-	-	-	-	-	-	-	0.00%
154 Transfer Out - ICAC Grant Fund	-	-	-	2,995	2,995	-	-	0.00%
7. Transfers	\$ -	\$ 18,617	\$ 18,617	\$ 52,379	\$ 52,379	\$ 22,500	\$ 3,883	20.86%
Total Combined Police Department	\$ 9,065,311	\$ 10,164,239	\$ 14,911,215	\$ 8,893,554	\$ 12,557,737	\$ 17,582,349	\$ 2,671,134	17.91%

EXPENDITURES:

Line No.	COUNCIL INITIATED PROGRAMS	Actual 2020-21	Actual 2021-22	Approved Budget 2022-23	Year to Date w/Encumbrance 6/30/2023	Current Year Estimate 2022-23	Council Approved Budget 2023-24	Approved \$ Increase(Decrease) From FY 2022-23 Approved Budget	Approved % Increase(Decrease) From FY 2022-23 Approved Budget
1	Audit Services	\$ -	\$ -	\$ 15,000	\$ 43,400	\$ 43,400	\$ -	\$ (15,000)	-100.00%
2	Kyle Housing Authority - Loan Payoff	-	-	188,000	-	188,000	-	(188,000)	-100.00%
3	Kyle Housing Authority - Housing Repairs	-	-	75,000	86,000	75,000	-	(75,000)	-100.00%
4	Mental Health / Behavioral Advisory Program	-	-	-	-	-	100,000	100,000	0.00%
5	Rain Barrel Program	-	-	-	-	-	25,000	25,000	0.00%
6	1st Year On Us Program	20,000	-	25,000	-	-	25,000	-	0.00%
7	Downtown High Density Development Study	-	-	-	-	-	-	-	0.00%
8	Services - Public Transportation	23,620	148,468	230,000	174,272	275,000	450,000	220,000	95.65%
2. Contractual Services	\$ 43,620	\$ 148,468	\$ 533,000	\$ 303,672	\$ 581,400	\$ 600,000	\$ 67,000	\$ 67,000	12.57%
9	Veteran's Memorial (CIP)	\$ -	\$ -	\$ -	\$ -	\$ -	\$ -	\$ -	0.00%
6. Non-CIP Capital Outlay	\$ -	\$ -	\$ -	\$ -	\$ -	\$ -	\$ -	\$ -	0.00%
Total Council Initiated Programs	\$ 43,620	\$ 148,468	\$ 533,000	\$ 303,672	\$ 581,400	\$ 600,000	\$ 67,000	\$ 67,000	12.57%

EXPENDITURES:

Line No.	STREET MAINTENANCE	Actual 2020-21	Actual 2021-22	Approved Budget 2022-23	Year to Date w/Encumbrance 6/30/2023	Current Year Estimate 2022-23	Council Approved Budget 2023-24	Approved \$ Increase(Decrease) From FY 2022-23 Approved Budget	Approved % Increase(Decrease) From FY 2022-23 Approved Budget
1	Regular Full Time Wages	\$ 380,685	\$ 494,517	\$ 641,883	\$ 490,051	\$ 670,597	\$ 780,981	\$ 139,098	21.67%
2	Regular Part Time Wages	-	-	-	-	-	-	-	0.00%
3	Temporary/Seasonal Wages	-	-	-	-	-	-	-	0.00%
4	Overtime Wages	21,378	23,198	20,000	21,618	29,582	30,000	10,000	50.00%
5	On-Call Pay	-	-	-	1,200	1,642	3,000	3,000	0.00%
6	Vacation Leave	-	-	-	-	-	-	-	0.00%
7	Sick Leave - Regular	-	-	-	-	-	-	-	0.00%
8	Cost of Living Adjustment	-	-	-	-	-	-	-	0.00%
9	GW/Merit Increase	-	-	111,749	-	-	41,033	(70,716)	-63.28%
10	Longevity Pay	9,461	8,132	10,201	9,960	9,960	12,556	2,355	23.09%
11	Language Incentive	-	-	-	-	-	-	-	0.00%
12	Certification Incentive	306	414	325	356	488	488	163	50.15%
13	Health Insurance Deductible	-	-	14,424	11,840	11,840	13,940	(484)	-3.36%
14	FICA/Social Security	30,468	38,617	60,546	38,506	52,692	66,406	5,860	9.68%
15	Workers Compensation	-	-	-	-	-	-	-	0.00%
16	State Unemployment Taxes	3,051	286	107	111	152	125	18	16.82%
17	Retirement - TMRS	53,548	67,856	104,238	68,363	93,549	115,538	11,300	10.84%
18	Health Insurance	75,323	82,309	108,245	69,909	95,664	118,227	9,982	9.22%
19	Dental Insurance	4,253	3,940	5,587	3,170	4,338	6,523	936	16.75%
20	Life Insurance	438	1,013	1,290	920	1,260	1,506	216	16.74%
21	ST/LT Disability Insurance	2,867	2,964	4,550	2,848	3,897	5,424	874	19.21%
22	Vision Insurance	977	956	1,207	766	1,048	1,409	202	16.74%
23	AD&D	98	99	143	101	138	167	24	16.78%
1. Personnel	\$ 582,853	\$ 724,302	\$ 1,084,495	\$ 719,719	\$ 976,847	\$ 1,197,323	\$ 112,828	\$ 112,828	10.40%

	Actual 2020-21	Actual 2021-22	Approved Budget 2022-23	Year to Date w/Encumbrance 6/30/2023	Current Year Estimate 2022-23	Council Approved Budget 2023-24	Approved \$ Increase(Decrease) From FY 2022-23 Approved Budget	Approved % Increase(Decrease) From FY 2022-23 Approved Budget	
24	Uniform Rental	\$ -	\$ -	\$ -	\$ -	\$ -	\$ -	0.00%	
25	Travel - City Business	-	-	-	-	-	-	0.00%	
26	Travel - Employee Recruitment	-	-	-	-	-	-	0.00%	
27	Travel - Training & Conferences	501	443	1,975	510	1,975	5,975	202.53%	
28	Mileage - Reimbursement	-	-	-	-	-	-	0.00%	
29	Memberships and Dues	-	-	-	-	-	-	0.00%	
30	Subscription and Books	-	-	-	-	-	-	0.00%	
31	Light & Power	202,261	236,067	210,000	148,613	198,150	210,000	0.00%	
32	Natural Gas/Propane	-	-	-	-	-	-	0.00%	
33	Telephone System	-	-	-	-	-	-	0.00%	
34	Cell Phones/Pagers	-	-	-	-	2,000	2,000	0.00%	
35	Wireless Data Services	-	-	-	-	-	-	0.00%	
36	Water/Sewer/Trash	6,646	5,625	6,000	4,375	6,000	6,000	0.00%	
37	Radio Service/Lease	2,028	336	2,535	1,985	1,985	2,580	45	1.78%
38	Electrical Repairs	16,566	5,196	52,000	25,143	52,000	52,000	-	0.00%
39	Misc Facility Repairs/Maint	-	-	-	-	-	-	-	0.00%
40	Light Equipment Rental	-	-	-	-	-	-	-	0.00%
41	Motor Vehicle Rental	-	-	-	-	-	-	-	0.00%
42	Trucks/Heavy Equip Rental	73,545	540	5,000	4,308	4,308	8,000	3,000	60.00%
43	Lease Payments - Motor Vehicles	45,287	47,034	50,520	34,769	46,359	80,520	30,000	59.38%
44	Motor Vehicle Repair/Maint	11,188	12,836	17,000	6,444	17,000	17,000	-	0.00%
45	Repair/Maintenance - Minor	-	-	-	-	-	-	-	0.00%
46	Trailers/Light Vehicles M & R	19	-	-	-	-	-	-	0.00%
47	Truck/Heavy Equipment Repair	27,997	18,422	20,000	18,026	20,000	30,000	10,000	50.00%
48	Extended Warranty	-	-	-	-	-	-	-	0.00%
49	Body Shop Repairs	-	-	-	-	-	-	-	0.00%
50	Machine Tools Maint/Repair	1,013	871	2,000	1,564	2,000	2,000	-	0.00%
51	Other Equip Maint/Repair	-	-	-	-	-	-	-	0.00%
52	Office Equipment Rental	-	-	-	-	-	-	-	0.00%
53	Legal Services	-	-	-	989	989	-	-	0.00%
54	Engineering Services	-	-	-	-	-	-	-	0.00%
55	Medical Services/Drug Testing	-	-	-	-	-	-	-	0.00%
56	Other Professional Services	8,392	1,932	2,500	1,672	2,500	2,500	-	0.00%
57	Credit Card Fees	-	-	-	-	-	-	-	0.00%
58	Penalties & Interest	-	-	-	-	-	-	-	0.00%
59	Insurance & Bonds	-	-	-	-	-	-	-	0.00%
60	Delivery/Courier Service	-	-	-	-	-	-	-	0.00%
61	Public Notices	-	-	-	-	-	-	-	0.00%
62	Other Contract Services	-	-	-	-	-	-	-	0.00%
63	IT Software/System Fees	13,375	11,393	18,277	22,487	22,487	18,277	(0)	0.00%
64	Services - Survey	-	-	-	-	-	-	-	0.00%
65	Services - Street Repair & Maintenance	525	13,819	20,000	14,660	20,000	27,500	7,500	37.50%
66	Emergency-Flood/Storm	2,321	-	-	-	-	-	-	0.00%
67	COVID-19	-	-	-	-	-	-	-	0.00%
2. Contractual Services		\$ 411,665	\$ 354,513	\$ 407,807	\$ 285,544	\$ 395,752	\$ 464,352	\$ 56,545	13.87%
68	Uniforms (Buy)	\$ 6,038	\$ 8,104	\$ 8,785	\$ 6,197	\$ 8,785	\$ 10,785	\$ 2,000	22.77%
69	General Office Supplies	159	240	-	-	-	1,000	1,000	0.00%
70	Cleaning Supplies	-	-	-	-	-	-	-	0.00%
71	Cleaning - Paper Products	-	28	150	-	150	150	-	0.00%
72	Street Repair Materials	68,472	89,044	110,000	72,002	110,000	135,000	25,000	22.73%
73	Safety Signs and Barricades	11,201	9,378	9,000	2,170	9,000	9,000	-	0.00%
74	Striping/Street Signs/Lt Poles	51,160	30,688	30,000	29,293	30,000	50,000	20,000	66.67%
75	Building Materials	5,386	2,354	2,500	1,511	2,500	5,000	2,500	100.00%
76	Clamps	-	-	-	-	-	-	-	0.00%
77	Sand and Gravel	4,690	18,847	17,500	4,345	17,500	17,500	-	0.00%
78	Street/Drain/Sidewalk Materials	7,108	3,755	-	-	-	15,000	15,000	0.00%
79	Electrical/Plumbing Supplies	-	-	-	-	-	-	-	0.00%
80	Machine Fabricated Parts	-	-	-	-	-	-	-	0.00%
81	Miscellaneous Hardware	-	-	-	-	-	-	-	0.00%
82	City Sponsored Event Supplies	-	-	-	-	-	-	-	0.00%

	Actual 2020-21	Actual 2021-22	Approved Budget 2022-23	Year to Date w/Encumbrance 6/30/2023	Current Year Estimate 2022-23	Council Approved Budget 2023-24	Approved \$ Increase(Decrease) From FY 2022-23 Approved Budget	Approved % Increase(Decrease) From FY 2022-23 Approved Budget	
83	Fire Prevention Supplies	71	252	500	188	500	-	0.00%	
84	Laboratory Supplies	-	-	-	-	-	-	0.00%	
85	Medical Supplies	251	535	200	188	200	-	0.00%	
86	Chemicals	80	1,503	3,000	-	3,000	(500)	-16.67%	
87	Pesticides	-	-	-	-	-	-	0.00%	
88	Botanical/Landscape	26	598	50	-	50	-	0.00%	
89	Minor Tools/Instruments	1,195	2,286	2,500	986	2,500	3,000	500	20.00%
90	Training Supplies	-	-	-	-	-	-	-	0.00%
91	Miscellaneous Occasions Supplies	217	396	360	274	360	-	-	0.00%
92	Food/Meals	-	615	75	210	75	225	150	200.00%
93	Miscellaneous Supplies	2,186	1,336	2,000	2,535	2,535	3,000	1,000	50.00%
94	Office Equipment	-	-	-	-	-	-	-	0.00%
95	Communication Equipment	801	1,362	1,000	482	1,000	1,000	-	0.00%
96	Computer Hardware	-	-	1,167	1,388	1,388	1,167	-	0.00%
97	General Electronic Equipment	-	-	-	-	-	-	-	0.00%
98	Other Office Equipment	-	-	-	-	-	-	-	0.00%
99	Grounds Keeping Equipment	-	-	-	-	-	-	-	0.00%
100	Street Maintenance Equipment	4,223	5,543	5,000	3,242	5,000	-	-	0.00%
101	Pet Supplies	10	-	-	-	-	-	-	0.00%
102	Facility Maintenance Tools	-	-	-	-	-	-	-	0.00%
103	Other Field Equipment	-	-	-	-	-	-	-	0.00%
104	Equipment - Radio	4,322	8,800	17,458	-	17,458	-	-	0.00%
105	Fuel	16,242	68,504	50,250	38,702	51,603	60,250	10,000	19.90%
3. Commodities		\$ 183,837	\$ 254,167	\$ 261,494	\$ 163,713	\$ 263,604	\$ 338,144	\$ 76,650	29.31%
106	Communication Equipment	\$ -	\$ -	\$ -	\$ -	\$ -	\$ 20,000	\$ 20,000	0.00%
107	Computer Equipment	-	-	-	-	-	-	-	0.00%
108	Instruments/Apparatus	-	-	6,500	-	-	-	(6,500)	-100.00%
109	Machine Tools/Apparatus	-	-	-	-	-	-	-	0.00%
110	Light Equipment	-	-	-	-	-	30,000	30,000	0.00%
111	Motor Vehicles	-	-	-	-	-	140,000	140,000	0.00%
112	Heavy Equipment	277,322	-	17,500	-	-	195,000	177,500	1014.29%
113	Other Equipment	-	-	10,000	-	-	-	(10,000)	-100.00%
114	Storm Water Drainage-Romero	-	-	-	-	-	-	-	0.00%
115	Street/Drain/Sidewalk/Bridge	-	-	-	-	-	-	-	0.00%
116	Capital Improv - Construction	-	-	-	-	-	-	-	0.00%
117	Building Improvements	-	-	-	-	-	-	-	0.00%
6. Non-CIP Capital Outlay		\$ 277,322	\$ -	\$ 34,000	\$ -	\$ -	\$ 385,000	\$ 351,000	1032.35%
Total Street Maintenance		\$ 1,455,677	\$ 1,332,982	\$ 1,787,796	\$ 1,168,976	\$ 1,636,203	\$ 2,384,819	\$ 597,023	33.39%

EXPENDITURES:

Line No.	STREET CONSTRUCTION								
1	Regular Full Time Wages	\$ 336,448	\$ 656,745	\$ 939,809	\$ 652,948	\$ 893,508	\$ 1,035,949	\$ 96,140	10.23%
2	Regular Part Time Wages	-	-	-	-	-	-	-	0.00%
3	Temporary/Seasonal Wages	-	-	-	-	-	-	-	0.00%
4	Overtime Wages	18,387	46,419	35,375	34,604	47,353	50,375	15,000	42.40%
5	On-Call Pay	-	-	-	2,500	3,421	3,000	3,000	0.00%
6	Vacation Leave	-	-	-	-	-	-	-	0.00%
7	Sick Leave - Regular	-	-	-	-	-	-	-	0.00%
8	Cost of Living Adjustment	-	-	-	-	-	-	-	0.00%
9	GW/Merit Increase	-	-	167,339	-	-	61,505	(105,834)	-63.25%
10	Longevity Pay	-	2,132	5,161	4,875	4,875	6,286	1,125	21.80%
11	Language Incentive	-	-	-	-	-	-	-	0.00%
12	Certification Incentive	20	100	325	356	488	488	163	50.15%
13	Health Insurance Deductible	-	-	22,880	18,507	18,507	18,940	(3,940)	-17.22%
14	FICA/Social Security	25,021	51,486	88,043	50,877	69,621	88,557	514	0.58%
15	Workers Compensation	-	-	-	-	-	-	-	0.00%
16	State Unemployment Taxes	3,834	1,045	170	194	266	170	-	0.00%
17	Retirement - TMRS	46,228	91,010	151,574	90,922	124,420	154,077	2,503	1.65%

	Actual 2020-21	Actual 2021-22	Approved Budget 2022-23	Year to Date w/Encumbrance 6/30/2023	Current Year Estimate 2022-23	Council Approved Budget 2023-24	Approved \$ Increase(Decrease) From FY 2022-23 Approved Budget	Approved % Increase(Decrease) From FY 2022-23 Approved Budget
18 Health Insurance	65,091	123,086	171,705	104,402	142,866	157,916	(13,789)	-8.03%
19 Dental Insurance	3,673	6,009	8,863	2,113	2,891	8,863	-	0.00%
20 Life Insurance	423	1,329	2,046	1,314	1,797	2,046	-	0.00%
21 ST/LT Disability Insurance	2,541	3,897	6,755	3,939	5,390	7,155	400	5.92%
22 Vision Insurance	802	1,388	1,915	1,095	1,499	1,915	-	0.00%
23 AD&D	94	160	227	144	197	227	-	0.00%
1. Personnel	\$ 502,561	\$ 984,807	\$ 1,602,187	\$ 968,791	\$ 1,317,099	\$ 1,597,469	\$ (4,718)	-0.29%
24 Uniform Rental	\$ -	\$ -	\$ -		\$ -	\$ -	\$ -	0.00%
25 Travel - Training & Conferences	539	974	1,975	360	1,975	1,975	-	0.00%
26 Mileage - Reimbursement	-	-	-	-	-	-	-	0.00%
27 Memberships and Dues	-	-	-	-	-	-	-	0.00%
28 Subscription and Books	-	-	-	-	-	-	-	0.00%
29 Light & Power	-	-	-	-	-	-	-	0.00%
30 Natural Gas/Propane	-	-	-	-	-	-	-	0.00%
31 Telephone System	-	-	-	-	-	-	-	0.00%
32 Cell Phones/Pagers	-	-	-	-	-	-	-	0.00%
33 Wireless Data Services	-	-	-	-	-	-	-	0.00%
34 Water/Sewer/Trash	-	-	-	-	-	-	-	0.00%
35 Radio Service/Lease	1,769	2,580	2,535	2,301	3,068	2,580	45	1.78%
36 Electrical Repairs	-	-	-	-	-	-	-	0.00%
37 Misc Facility Repairs/Maint	-	-	-	-	-	-	-	0.00%
38 Light Equipment Rental	-	-	-	-	-	-	-	0.00%
39 Motor Vehicle Rental	-	-	-	-	-	-	-	0.00%
40 Trucks/Heavy Equip Rental	11,761	431	5,000	8,007	8,007	5,000	-	0.00%
41 Lease Payments - Motor Vehicles	-	-	102,680	-	-	117,680	15,000	14.61%
42 Motor Vehicle Repair/Maint	3,366	5,578	5,000	5,397	5,397	10,000	5,000	100.00%
43 Repair/Maintenance - Minor	-	-	-	-	-	-	-	0.00%
44 Trailers/Light Vehicles M & R	-	-	-	-	-	-	-	0.00%
45 Truck/Heavy Equipment Repair	18,747	32,494	40,000	50,178	50,178	60,000	20,000	50.00%
46 Extended Warranty	-	-	-	-	-	-	-	0.00%
47 Body Shop Repairs	-	4	1,000	-	-	1,000	-	0.00%
48 Machine Tools Maint/Repair	885	2,776	2,000	2,020	2,020	4,000	2,000	100.00%
49 Other Equip Maint/Repair	-	-	-	-	-	-	-	0.00%
50 Office Equipment Rental	-	-	-	-	-	-	-	0.00%
51 Legal Services	-	-	-	26	26	-	-	0.00%
52 Engineering Services	-	-	500	-	-	500	-	0.00%
53 Medical Services/Drug Testing	-	-	100	-	-	100	-	0.00%
54 Other Professional Services	1,391	2,763	2,500	1,286	2,500	2,500	-	0.00%
55 Credit Card Fees	-	-	-	-	-	-	-	0.00%
56 Penalties & Interest	-	-	-	-	-	-	-	0.00%
57 Insurance & Bonds	-	-	-	-	-	-	-	0.00%
58 Delivery/Courier Service	-	-	-	-	-	-	-	0.00%
59 Public Notices	-	-	-	-	-	-	-	0.00%
60 Other Contract Services	-	-	-	-	-	-	-	0.00%
61 IT Software/System Fees	-	-	18,277	9,965	18,277	18,277	-	0.00%
62 Services - Survey	-	-	-	-	-	-	-	0.00%
63 Services - Street Repair & Maintenance	-	-	-	-	-	-	-	0.00%
64 Emergency-Flood/Storm	405	-	-	-	-	-	-	0.00%
65 COVID-19	-	-	-	-	-	-	-	0.00%
2. Contractual Services	\$ 38,863	\$ 47,601	\$ 181,567	\$ 79,541	\$ 91,450	\$ 223,612	\$ 42,045	23.16%
66 Uniforms (Buy)	\$ 6,129	\$ 9,437	\$ 14,555	\$ 11,479	\$ 14,555	\$ 14,555	\$ -	0.00%
67 General Office Supplies	116	72	-	-	-	-	-	0.00%
68 Cleaning Supplies	-	-	-	-	-	-	-	0.00%
69 Cleaning - Paper Products	-	-	150	-	150	150	-	0.00%
70 Street Repair Materials	223,882	406	-	-	-	-	-	0.00%
71 Safety Signs and Barricades	4,928	7,696	9,000	4,769	9,000	9,000	-	0.00%
72 Striping/Street Signs/Lt Poles	6,869	24,743	5,000	6,248	6,248	5,000	-	0.00%
73 Building Materials	2,445	2,805	2,500	1,301	2,500	2,500	-	0.00%
74 Clamps	-	-	-	-	-	-	-	0.00%

	Actual 2020-21	Actual 2021-22	Approved Budget 2022-23	Year to Date w/Encumbrance 6/30/2023	Current Year Estimate 2022-23	Council Approved Budget 2023-24	Approved \$ Increase(Decrease) From FY 2022-23 Approved Budget	Approved % Increase(Decrease) From FY 2022-23 Approved Budget
75 Sand and Gravel	597	18,254	17,500	5,167	17,500	17,500	-	0.00%
76 Street/Drain/Sidewalk Materials	6,071	-	-	-	-	-	-	0.00%
77 Electrical/Plumbing Supplies	-	46	300	-	-	300	-	0.00%
78 Machine Fabricated Parts	-	-	500	68	68	500	-	0.00%
79 Miscellaneous Hardware	-	-	50	-	-	50	-	0.00%
80 City Sponsored Event Supplies	-	-	-	-	-	-	-	0.00%
81 Fire Prevention Supplies	71	252	500	188	188	500	-	0.00%
82 Laboratory Supplies	-	-	-	-	-	-	-	0.00%
83 Medical Supplies	213	535	200	188	200	200	-	0.00%
84 Chemicals	-	-	3,000	135	3,000	3,000	-	0.00%
85 Pesticides	-	-	-	-	-	-	-	0.00%
86 Botanical/Landscape	-	-	50	-	50	50	-	0.00%
87 Minor Tools/Instruments	3,030	2,354	2,500	568	2,500	2,500	-	0.00%
88 Training Supplies	-	-	-	-	-	-	-	0.00%
89 Miscellaneous Occasions Supplies	22	287	360	246	246	360	-	0.00%
90 Food/Meals	-	54	75	-	75	75	-	0.00%
91 Miscellaneous Supplies	535	2,238	1,000	1,081	1,081	1,000	-	0.00%
92 Office Furniture (<\$5K)	-	-	-	-	-	-	-	0.00%
93 Communication Equipment	-	885	500	579	579	500	-	0.00%
94 Computer Hardware	-	22	2,917	-	2,917	2,917	-	0.00%
95 General Electronic Equipment	-	-	-	-	-	-	-	0.00%
96 Other Office Equipment	-	-	-	-	-	-	-	0.00%
97 Grounds Keeping Equipment	-	-	-	-	-	-	-	0.00%
98 Street Maintenance Equipment	2,616	7,480	5,000	4,578	5,000	5,000	-	0.00%
99 Pet Supplies	10	-	-	-	-	-	-	0.00%
100 Facility Maintenance Tools	-	146	750	189	750	750	-	0.00%
101 Other Field Equipment	126	421	500	-	500	500	-	0.00%
102 Equipment - Radio	4,322	8,800	17,458	-	17,458	17,458	-	0.00%
103 Fuel	14,054	24,591	25,000	20,770	25,000	30,000	5,000	20.00%
3. Commodities	\$ 276,037	\$ 111,523	\$ 109,364	\$ 57,555	\$ 109,564	\$ 114,364	\$ 5,000	4.57%
104 Communication Equipment	\$ -	\$ -	\$ -	\$ -	\$ -	\$ 20,000	\$ 20,000	0.00%
105 Computer Equipment	-	-	-	-	-	-	-	0.00%
106 Instruments/Apparatus	-	-	6,500	-	-	-	(6,500)	-100.00%
107 Machine Tools/Apparatus	-	-	-	-	-	-	-	0.00%
108 Light Equipment	8,976	-	25,450	25,450	25,450	-	(25,450)	-100.00%
109 Motor Vehicles	-	-	-	-	-	140,000	140,000	0.00%
110 Heavy Equipment	1,634,319	465,494	17,500	-	-	735,000	717,500	4100.00%
111 Other Equipment	-	-	10,000	-	-	-	(10,000)	-100.00%
112 Storm Water Drainage-Romero	-	-	-	-	-	-	-	0.00%
113 Street/Drain/Sidewalk/Bridge	-	-	-	-	-	-	-	0.00%
114 Capital Improv - Construction	-	-	-	-	-	-	-	0.00%
115 Building Improvements	-	12,503	-	-	-	-	-	0.00%
6. Non-CIP Capital Outlay	\$ 1,643,295	\$ 477,997	\$ 59,450	\$ 25,450	\$ 25,450	\$ 895,000	\$ 835,550	1405.47%
Total Street Construction	\$ 2,460,755	\$ 1,621,928	\$ 1,952,567	\$ 1,131,336	\$ 1,543,563	\$ 2,830,444	\$ 877,877	44.96%

EXPENDITURES:

Line No.	ENGINEERING SERVICES								
1	Regular Full Time Wages	\$ 208,517	\$ 229,263	\$ 292,415	\$ 221,788	\$ 303,499	\$ 364,237	\$ 71,822	24.56%
2	Temporary/Seasonal Wages	993	-	-	-	-	-	-	0.00%
3	Overtime Wages	45	-	-	-	-	-	-	0.00%
4	Vacation Leave	-	-	-	-	-	-	-	0.00%
5	Sick Leave - Regular	-	-	-	-	-	-	-	0.00%
6	Cost of Living Adjustment	-	-	-	-	-	-	-	0.00%
7	GW/Merit Increase	-	-	39,489	-	-	21,625	(17,864)	-45.24%
8	Longevity Pay	2,078	2,483	2,483	2,483	2,483	2,843	360	14.50%
9	Car Allowance	-	115	1,500	1,096	1,096	1,500	-	0.00%
10	Language Incentive	-	-	-	-	-	-	-	0.00%
11	Certification Incentive	-	-	-	-	-	-	-	0.00%

	Actual 2020-21	Actual 2021-22	Approved Budget 2022-23	Year to Date w/Encumbrance 6/30/2023	Current Year Estimate 2022-23	Council Approved Budget 2023-24	Approved \$ Increase(Decrease) From FY 2022-23 Approved Budget	Approved % Increase(Decrease) From FY 2022-23 Approved Budget
12 Health Insurance Deductible	-	-	3,926	3,000	3,000	3,250	(676)	-17.22%
13 FICA/Social Security	15,914	17,483	18,819	17,037	23,314	29,851	11,032	58.62%
14 Workers Compensation	-	-	7,085	-	-	-	(7,085)	-100.00%
15 State Unemployment Taxes	596	20	18	27	37	29	11	61.11%
16 Retirement - TMRS	27,385	29,935	44,762	29,493	40,358	51,936	7,174	16.03%
17 Health Insurance	10,382	9,918	29,465	12,287	16,814	27,097	(2,368)	-8.04%
18 Dental Insurance	569	533	1,521	621	850	1,521	-	0.00%
19 Life Insurance	108	182	351	210	287	351	-	0.00%
20 ST/LT Disability Insurance	1,387	1,193	2,194	1,259	1,723	2,529	335	15.28%
21 Vision Insurance	118	117	328	135	185	329	1	0.23%
22 AD&D	30	23	39	23	32	39	-	0.00%
1. Personnel	\$ 268,120	\$ 291,266	\$ 444,394	\$ 289,458	\$ 393,677	\$ 507,137	\$ 62,744	14.12%
23 Travel - Training & Conferences	\$ 1,741	\$ 1,816	\$ 2,250	\$ 1,565	\$ 2,250	\$ 2,250	\$ -	0.00%
24 Mileage - Reimbursement	-	-	-	-	-	-	-	0.00%
25 Memberships and Dues	275	360	5,705	140	705	5,705	-	0.00%
26 Subscription and Books	-	-	-	-	-	-	-	0.00%
27 Cell Phones/Pagers	-	-	-	-	-	-	-	0.00%
28 Lease Payments - Motor Vehicles	5,985	5,541	5,000	-	-	5,000	-	0.00%
29 Motor Vehicle Repair/Maint	232	46	300	67	300	300	-	0.00%
30 Legal Services	11,206	6,914	7,000	4,053	7,000	7,000	-	0.00%
31 Engineering Services	-	-	-	-	-	-	-	0.00%
32 County Recording Fees	-	439	-	-	-	-	-	0.00%
33 Outside Printing	-	-	200	-	200	200	-	0.00%
34 Delivery/Courier Service	-	-	-	-	-	-	-	0.00%
35 Advertising	-	-	-	-	-	-	-	0.00%
36 Public Notices	713	1,051	500	2,001	2,001	500	-	0.00%
37 Testing/Certification	40	-	250	-	250	250	-	0.00%
38 Other Contract Services	-	-	250,000	-	250,000	-	(250,000)	-100.00%
39 IT Software/System Fees	2,795	9,118	6,700	1,500	6,700	6,700	-	0.00%
40 TCEQ Permit	-	-	-	-	-	-	-	0.00%
41 Services - Engineering	20,000	6,488	43,213	27,362	43,213	43,213	-	0.00%
42 Services - MS4 Compliance	-	-	-	-	-	-	-	0.00%
43 Services - Grant Writer	-	-	-	-	-	-	-	0.00%
2. Contractual Services	\$ 42,987	\$ 31,773	\$ 321,118	\$ 36,689	\$ 312,619	\$ 71,118	\$ (250,000)	-77.85%
44 Uniforms (Buy)	\$ 116	\$ -	\$ 725	\$ 356	\$ 725	\$ 725	\$ -	0.00%
45 General Office Supplies	2,249	598	1,125	324	1,125	1,125	-	0.00%
46 Postage	110	243	-	1	1	-	-	0.00%
47 Training Supplies	-	-	-	-	-	-	-	0.00%
48 Food/Meals	-	-	100	49	100	100	-	0.00%
49 Miscellaneous Supplies	-	-	-	-	-	-	-	0.00%
50 Office Furniture (<\$5K)	-	-	1,875	-	-	1,875	-	0.00%
51 Computer Hardware	-	2,912	5,625	1,461	1,461	5,625	-	0.00%
52 Computer Software	-	-	1,000	-	1,000	1,000	-	0.00%
53 Sampling Equipment	-	-	-	-	-	-	-	0.00%
54 Fuel	110	373	500	132	500	500	-	0.00%
3. Commodities	\$ 2,585	\$ 4,125	\$ 10,950	\$ 2,323	\$ 4,911	\$ 10,950	\$ -	0.00%
55 Computer Equipment	\$ -	\$ -	\$ -	\$ -	\$ -	\$ -	\$ -	0.00%
56 Computer Software	-	-	-	-	-	-	-	0.00%
57 Street/Drain/Sidewalk/Bridge	-	-	-	-	-	-	-	0.00%
58 Engineering Svc-Capital Outlay	-	-	-	-	-	-	-	0.00%
6. Non-CIP Capital Outlay	\$ -	\$ -	\$ -	\$ -	\$ -	\$ -	\$ -	0.00%
Total Engineering	\$ 313,692	\$ 327,163	\$ 776,461	\$ 328,470	\$ 711,207	\$ 589,205	\$ (187,257)	-24.12%

	Actual 2020-21	Actual 2021-22	Approved Budget 2022-23	Year to Date w/Encumbrance 6/30/2023	Current Year Estimate 2022-23	Council Approved Budget 2023-24	Approved \$ Increase(Decrease) From FY 2022-23 Approved Budget	Approved % Increase(Decrease) From FY 2022-23 Approved Budget
EXPENDITURES:								
Line No.	SOLID WASTE SERVICES (Contract)							
1	Bad Debt collection Service	\$ 14,254	\$ 246,701	\$ -	\$ -	\$ -	\$ -	0.00%
2	IT Software/System Fees	3,641	1,344	3,641	1,964	3,641	-	0.00%
3	Trash Collection Service	3,271,431	3,516,495	3,109,400	2,485,731	3,317,308	208,330	6.70%
	Total Solid Waste Services (Contract)	\$ 3,289,326	\$ 3,764,540	\$ 3,113,041	\$ 2,487,695	\$ 3,317,949	\$ 208,330	6.69%

EXPENDITURES:									
Line No.	NON DEPARTMENTAL								
1	Pay Parity (Civil Service)	\$ -	\$ -	\$ -	\$ -	\$ -	\$ -	0.00%	
2	Pay Parity (Non-Civil Service) GWI or Merit Increase (CM = 6%)	-	-	300,000	-	307,813	7,813	2.60%	
3	Vacation Leave - Accrual	-	-	-	-	-	-	0.00%	
4	Sick Leave - Accrual	-	-	-	-	-	-	0.00%	
5	Workers Compensation	97,563	114,818	157,703	198,487	198,487	42,500	26.95%	
6	State Unemployment Taxes	-	-	-	-	-	-	0.00%	
7	Health Insurance Payroll Reconciliation Adjustment	(472)	6,661	5,000	8,902	8,902	78,550	1571.00%	
	1. Personnel	\$ 97,091	\$ 121,479	\$ 462,703	\$ 207,389	\$ 207,389	\$ 128,863	27.85%	
8	Tuition Reimbursement	\$ 1,000	\$ 1,145	\$ 10,000	\$ 1,000	\$ 10,000	\$ -	0.00%	
9	Legal Services	-	-	-	-	-	-	0.00%	
10	Insurance & Bonds	216,329	229,803	263,800	245,823	245,823	263,800	0.00%	
11	Services - KAYAC	-	-	10,000	-	10,000	10,000	0.00%	
12	Services - Household Hazardous Waste (San Marcos)	-	-	18,000	-	18,000	18,000	0.00%	
13	COVID-19 (CRF-Grant Reimbursement)	(15,904)	-	-	-	-	-	0.00%	
14	Seton 380 Developer Agreement (ST)	541,847	572,353	565,000	460,992	640,000	590,000	25,000	4.42%
15	DDR DB 380 Developer Agreement (ST)	341,443	389,124	481,900	296,119	425,000	481,900	-	0.00%
	Nomoland 380 Developer Agreement (ST)	-	-	-	-	-	-	-	0.00%
	Image MicroSystems-380 Developer Agreement	-	-	-	-	-	-	-	0.00%
16	RR HPI Developer Agreement (PT)	72,171	91,851	85,000	176,401	176,401	255,000	170,000	200.00%
17	RSI - Economic Dev Incentive (Cash)	-	-	-	-	-	-	-	0.00%
18	Majestic Kyle, LLC Economic Dev Incentive Agrmnt (PT)	106,530	-	125,000	-	-	125,000	-	0.00%
19	ENF Technology LLC Economic Dev Incentive Agrmnt (F	-	-	175,000	105,743	105,744	225,000	50,000	28.57%
20	Costco Economic Dev Incentive Agrmnt (ST)	-	-	150,000	-	-	300,000	150,000	100.00%
	2. Non-Departmental	\$ 1,263,415	\$ 1,284,275	\$ 1,883,700	\$ 1,286,078	\$ 1,630,968	\$ 2,278,700	\$ 395,000	20.97%
	Postage	\$ -	\$ -	\$ -	\$ -	\$ -	\$ -	\$ -	0.00%
	3. Commodities	\$ -	\$ -	\$ -	\$ -	\$ -	\$ -	\$ -	0.00%
21	Interfund Transfers Out	\$ -	\$ -	\$ -	\$ -	\$ -	\$ -	\$ -	0.00%
22	Transfer Out - CIP	-	-	-	-	-	-	-	0.00%
23	Transfer Out - OPEB Fund	-	-	-	-	-	-	-	0.00%
24	Transfer Out - Transportation Fund	1,500,000	-	-	-	-	-	-	0.00%
25	Transfer Out - Economic Dev Fund	-	-	-	-	-	-	-	0.00%
26	Transfer Out - Demolition Fund	-	-	-	-	-	-	-	0.00%
27	Transfer Out - Emergency Reserve Fund	-	-	-	-	-	-	-	0.00%
28	Transfer Out - Health Benefits Trust Fund	-	200,000	-	-	-	-	-	0.00%
29	Transfer Out - Grant Fund	-	-	-	-	-	-	-	0.00%
30	Transfer Out - Train Depot Donation	-	-	-	-	-	-	-	0.00%
31	Transfer Out - Computer/Equipment Replacement	-	-	-	-	-	-	-	0.00%
32	Transfer Out - Fleet Replacement	-	-	-	-	-	-	-	0.00%
33	Transfer Out - Facility Maintenance	-	-	-	-	-	-	-	0.00%
34	Transfer Out - G/F CIP Projects	2,700,000	6,026,462	4,804,152	4,804,152	4,804,152	13,965,561	9,161,409	190.70%
35	Transfer Out - G/F CIP (Downtown Mixed Use Bldg)	2,500,000	-	7,100,000	7,100,000	7,100,000	-	(7,100,000)	-100.00%
36	Transfer Out - Water Utility Fund	-	-	-	-	-	-	-	0.00%
37	Transfer Out - Storm Drainage Fund	-	525,000	-	-	-	-	-	0.00%
38	Transfer Out - HOT Fund	-	-	-	-	-	-	-	0.00%
39	Transfer Out - Park Development Fund	-	-	-	-	-	-	-	0.00%
40	Transfer Out - 2015 GO Bond Fund	-	-	-	-	-	-	-	0.00%

	Actual 2020-21	Actual 2021-22	Approved Budget 2022-23	Year to Date w/Encumbrance 6/30/2023	Current Year Estimate 2022-23	Council Approved Budget 2023-24	Approved \$ Increase(Decrease) From FY 2022-23 Approved Budget	Approved % Increase(Decrease) From FY 2022-23 Approved Budget
41 Transfer Out - 2020 CO Bond Fund	-	-	-	-	-	-	-	0.00%
42 Transfer Out - 2022 GO Road Bond	3,500,000	350,000	-	-	-	-	-	0.00%
43 Transfer Out - 2020 GO Bond Fund	-	-	677,002	677,002	677,002	-	(677,002)	-100.00%
44 Transfer Out - TIRZ #1 M&O	-	-	971,700	971,700	971,700	971,700	-	0.00%
45 Transfer Out - TIRZ #2 M&O	404,903	343,369	912,100	597,313	597,313	872,959	(39,141)	-4.29%
46 Transfer Out - TIRZ #3 M&O	-	-	1	1	1	1	-	0.00%
47 Transfer Out - Heroes Memorial Fund	6,023,000	438,030	440,000	440,000	440,000	-	(440,000)	-100.00%
48 Transfer Out - Central Park & Trails	-	-	260,000	260,000	260,000	-	(260,000)	-100.00%
49 Transfer Out - Bunton Creek PID Fund	21,614	-	-	-	-	-	-	0.00%
7. Total Transfers Out	\$ 16,649,518	\$ 7,882,861	\$ 15,164,955	\$ 14,850,168	\$ 14,850,168	\$ 15,810,221	\$ 645,266	4.25%
Total Non Departmental & Transfers Out	\$ 18,010,024	\$ 9,288,616	\$ 17,511,358	\$ 16,343,635	\$ 16,688,526	\$ 18,680,487	\$ 1,169,129	6.68%

EXPENDITURES:

Line No.	CITY HALL								
1	Annual Facility Lease	\$ -	\$ -	\$ -	-	\$ -	\$ -	\$ -	0.00%
2	Light & Power	17,165	25,652	25,000	12,510	16,681	25,000	-	0.00%
3	Natural Gas/Propane	1,628	1,331	1,500	1,965	2,619	1,500	-	0.00%
4	Telephone System	9,735	4,710	8,000	8,183	10,911	8,000	-	0.00%
5	Cell Phones/Pagers	-	-	-	-	-	-	-	0.00%
6	Internet Service	58,410	48,816	45,000	51,238	68,318	45,000	-	0.00%
7	Water/Sewer/Trash	-	-	-	-	-	-	-	0.00%
8	Roofing Repairs	-	-	-	-	-	-	-	0.00%
9	Electrical Repairs	281	-	500	-	500	500	-	0.00%
10	Heating/Cooling Repairs	4,855	9,387	15,000	17,920	17,920	15,000	-	0.00%
11	Plumbing Repairs	4,057	-	350	-	350	350	-	0.00%
12	Carpentry/Painting	173	-	1,000	228	228	1,000	-	0.00%
13	Concrete Masonry	-	-	-	-	-	-	-	0.00%
14	Alarm Systems Maint/Repairs	-	-	2,000	1,062	1,062	2,000	-	0.00%
15	Grounds Maintenance/Repair	-	-	-	-	-	-	-	0.00%
16	Misc Facility Repairs/Maint	-	1,696	1,500	1,772	1,500	1,500	-	0.00%
17	Janitorial Service - Contract	-	-	-	-	-	-	-	0.00%
18	Maintenance - Building	10,367	3,115	4,000	1,018	4,000	4,000	-	0.00%
19	Other Contract Services	-	-	-	-	-	-	-	0.00%
20	IT Software/System Fees	-	-	-	-	-	-	-	0.00%
21	Trash Collection Service	-	-	-	-	-	-	-	0.00%
22	Landscaping/Groundskeeping	-	-	-	-	-	-	-	0.00%
23	Services - Fire Inspections & Maintenance	-	7,768	5,000	2,432	5,000	5,000	-	0.00%
24	Services - Pest Control	-	-	-	-	-	-	-	0.00%
25	Services - Security	12,797	14,401	4,800	9,283	9,283	4,800	-	0.00%
26	COVID-19	-	-	-	-	-	-	-	0.00%
2. Contractual Services	\$ 119,469	\$ 116,876	\$ 113,650	\$ 107,610	\$ 138,370	\$ 113,650	\$ -	0.00%	
27	Cleaning Supplies	\$ 1,662	\$ 1,720	\$ 2,000	\$ 2,944	\$ 2,944	\$ 2,000	\$ -	0.00%
28	Cleaning Supplies - Paper Products	992	77	2,000	29	1,000	2,000	-	0.00%
29	Safety Signs and Barricades	-	-	-	-	-	-	-	0.00%
30	Building Materials	-	-	-	-	-	-	-	0.00%
31	Electrical/Plumbing Supplies	1,402	920	1,000	913	1,000	1,000	-	0.00%
32	Machine Fabricated Parts	-	-	-	-	-	-	-	0.00%
33	Miscellaneous Hardware	-	507	500	11	500	500	-	0.00%
34	Medical Supplies	-	-	100	-	100	100	-	0.00%
35	Pesticides	-	-	-	-	-	-	-	0.00%
36	Office Furniture (<\$5K)	-	-	-	5,636	5,636	-	-	0.00%
37	Other Office Equipment	-	-	-	-	-	-	-	0.00%
3. Commodities	\$ 4,056	\$ 3,225	\$ 5,600	\$ 9,532	\$ 11,180	\$ 5,600	\$ -	0.00%	
38	Building Improvements	\$ -	\$ 46,415	\$ 82,250	\$ 74,569	\$ 74,569	\$ 27,500	\$ (54,750)	-66.57%
6. Non-CIP Capital Outlay	\$ -	\$ 46,415	\$ 82,250	\$ 74,569	\$ 74,569	\$ 27,500	\$ (54,750)	-66.57%	
Total City Hall	\$ 123,525	\$ 166,515	\$ 201,500	\$ 191,710	\$ 224,119	\$ 146,750	\$ (54,750)	-27.17%	

EXPENDITURES:		Actual 2020-21	Actual 2021-22	Approved Budget 2022-23	Year to Date w/Encumbrance 6/30/2023	Current Year Estimate 2022-23	Council Approved Budget 2023-24	Approved \$ Increase(Decrease) From FY 2022-23 Approved Budget	Approved % Increase(Decrease) From FY 2022-23 Approved Budget
KRUG ACTIVITY CENTER									
Line No.									
1	Annual Facility Lease	\$ -	\$ -	\$ -		\$ -	\$ -	\$ -	0.00%
2	Light & Power	3,592	4,991	4,050	1,872	2,495	4,050	-	0.00%
3	Natural Gas/Propane	1,000	863	800	1,120	1,493	800	-	0.00%
4	Telephone System	-	-	-	-	-	-	-	0.00%
5	Cell Phones/Pagers	-	-	-	-	-	-	-	0.00%
6	Internet Service	-	-	-	-	-	-	-	0.00%
7	Water/Sewer/Trash	-	-	-	-	-	-	-	0.00%
8	Roofing Repairs	-	-	-	-	-	-	-	0.00%
9	Electrical Repairs	-	-	-	-	-	-	-	0.00%
10	Heating/Cooling Repairs	564	46	-	-	-	-	-	0.00%
11	Plumbing Repairs	-	-	-	-	-	-	-	0.00%
12	Carpentry/Painting	-	-	-	-	-	-	-	0.00%
13	Concrete Masonry	-	-	-	-	-	-	-	0.00%
14	Grounds Maintenance/Repair	-	-	-	-	-	-	-	0.00%
15	Misc Facility Repairs/Maint	3,516	535	4,000	737	4,000	4,000	-	0.00%
16	Janitorial Service - Contract	-	-	-	-	-	-	-	0.00%
17	Other Contract Services	-	-	-	-	-	-	-	0.00%
18	Trash Collection Service	-	-	-	-	-	-	-	0.00%
19	Landscaping/Groundskeeping	-	-	-	-	-	-	-	0.00%
20	Services - Pest Control	-	-	-	-	-	-	-	0.00%
2. Contractual Services		\$ 8,671	\$ 6,434	\$ 8,850	\$ 3,728	\$ 7,988	\$ 8,850	\$ -	0.00%
21	Cleaning Supplies	\$ -	\$ 158	\$ 650	\$ 467	\$ 650	\$ 650	\$ -	0.00%
22	Cleaning - Paper Products	-	272	650	-	650	650	-	0.00%
23	Safety Signs and Barricades	-	-	-	-	-	-	-	0.00%
24	Building Materials	-	-	-	-	-	-	-	0.00%
25	Electrical/Plumbing Supplies	-	46	-	-	-	-	-	0.00%
26	Machine Fabricated Parts	-	-	-	-	-	-	-	0.00%
27	Miscellaneous Hardware	-	-	-	-	-	-	-	0.00%
28	Medical Supplies	-	-	-	-	-	-	-	0.00%
29	Pesticides	-	-	-	-	-	-	-	0.00%
30	Minor Tools/Instruments	-	-	-	-	-	-	-	0.00%
3. Commodities		\$ -	\$ 475	\$ 1,300	\$ 467	\$ 1,300	\$ 1,300	\$ -	0.00%
Total Krug Activity Center		\$ 8,671	\$ 6,910	\$ 10,150	\$ 4,195	\$ 9,288	\$ 10,150	\$ -	0.00%

EXPENDITURES:

EXPENDITURES:		Actual 2020-21	Actual 2021-22	Approved Budget 2022-23	Year to Date w/Encumbrance 6/30/2023	Current Year Estimate 2022-23	Council Approved Budget 2023-24	Approved \$ Increase(Decrease) From FY 2022-23 Approved Budget	Approved % Increase(Decrease) From FY 2022-23 Approved Budget
VFW									
Line No.									
1	Annual Facility Lease	\$ 7,695	\$ 7,849	\$ 7,545	\$ 8,006	\$ 8,006	\$ 7,545	\$ -	0.00%
2	Light & Power	1,736	2,257	2,000	1,621	2,162	2,000	-	0.00%
3	Natural Gas/Propane	694	688	850	598	798	850	-	0.00%
4	Telephone System	-	-	-	-	-	-	-	0.00%
5	Cell Phones/Pagers	-	-	-	-	-	-	-	0.00%
6	Internet Service	-	-	-	-	-	-	-	0.00%
7	Water/Sewer/Trash	-	-	-	-	-	-	-	0.00%
8	Roofing Repairs	-	-	-	-	-	-	-	0.00%
9	Electrical Repairs	-	-	-	-	-	-	-	0.00%
10	Heating/Cooling Repairs	200	-	-	-	-	-	-	0.00%
11	Plumbing Repairs	-	-	-	-	-	-	-	0.00%
12	Carpentry/Painting	-	-	-	-	-	-	-	0.00%
13	Concrete Masonry	-	-	-	-	-	-	-	0.00%
14	Grounds Maintenance/Repair	-	-	-	-	-	-	-	0.00%
15	Misc Facility Repairs/Maint	-	116	2,500	-	2,500	2,500	-	0.00%
16	Janitorial Service - Contract	-	-	-	-	-	-	-	0.00%
17	Other Contract Services	-	-	-	-	-	-	-	0.00%
18	Trash Collection Service	-	-	-	-	-	-	-	0.00%
19	Landscaping/Groundskeeping	-	-	-	-	-	-	-	0.00%

	Actual 2020-21	Actual 2021-22	Approved Budget 2022-23	Year to Date w/Encumbrance 6/30/2023	Current Year Estimate 2022-23	Council Approved Budget 2023-24	Approved \$ Increase(Decrease) From FY 2022-23 Approved Budget	Approved % Increase(Decrease) From FY 2022-23 Approved Budget
20 Services - Pest Control	-	-	-	-	-	-	-	0.00%
2. Contractual Services	\$ 10,325	\$ 10,911	\$ 12,895	\$ 10,226	\$ 13,466	\$ 12,895	\$ -	0.00%
21 Cleaning Supplies	\$ -	\$ -	\$ -	\$ -	\$ -	\$ -	\$ -	0.00%
22 Cleaning - Paper Products	-	-	-	-	-	-	-	0.00%
23 Safety Signs and Barricades	-	-	-	-	-	-	-	0.00%
24 Building Materials	-	-	-	-	-	-	-	0.00%
25 Electrical/Plumbing Supplies	-	-	-	-	-	-	-	0.00%
26 Machine Fabricated Parts	-	-	-	-	-	-	-	0.00%
27 Miscellaneous Hardware	-	-	-	-	-	-	-	0.00%
28 Medical Supplies	-	-	-	-	-	-	-	0.00%
29 Pesticides	-	-	-	-	-	-	-	0.00%
30 Minor Tools/Instruments	-	-	-	-	-	-	-	0.00%
3. Commodities	\$ -	\$ -	\$ -	\$ -	\$ -	\$ -	\$ -	0.00%
31 Building Improvements	\$ -	\$ -	\$ -	\$ -	\$ -	\$ -	\$ -	0.00%
6. Non-CIP Capital Outlay	\$ -	\$ -	\$ -	\$ -	\$ -	\$ -	\$ -	0.00%
Total VFW	\$ 10,325	\$ 10,911	\$ 12,895	\$ 10,226	\$ 13,466	\$ 12,895	\$ -	0.00%

		<u>Actual 2020-21</u>	<u>Actual 2021-22</u>	<u>Approved Budget 2022-23</u>	<u>Year to Date w/Encumbrance 6/30/2023</u>	<u>Current Year Estimate 2022-23</u>	<u>Council Approved Budget 2023-24</u>	<u>Approved \$ Increase(Decrease) From FY 2022-23 Approved Budget</u>	<u>Approved % Increase(Decrease) From FY 2022-23 Approved Budget</u>
EXPENDITURES:									
Line No.	LIBRARY - 550 SCOTT ST.								
1	Annual Facility Lease	\$ -	\$ -	\$ -		\$ -	\$ -	\$ -	0.00%
2	Light & Power	18,622	27,554	25,000	10,240	13,654	25,000	-	0.00%
3	Natural Gas/Propane	2,625	4,223	3,500	6,297	8,397	3,500	-	0.00%
4	Telephone System	1,368	2,034	-		-	-	-	0.00%
5	Cell Phones/Pagers	-	-	-		-	-	-	0.00%
6	Internet Service	5,643	12,797	10,000	4,932	6,575	10,000	-	0.00%
7	Water/Sewer/Trash	-	-	-		-	-	-	0.00%
8	Roofing Repairs	-	-	-		-	-	-	0.00%
9	Electrical Repairs	-	-	-		-	-	-	0.00%
10	Heating/Cooling Repairs	1,131	1,659	1,500	1,405	1,500	1,500	-	0.00%
11	Plumbing Repairs	-	-	-		-	-	-	0.00%
12	Carpentry/Painting	-	-	120,324		120,324	-	(120,324)	-100.00%
13	Concrete Masonry	-	-	-		-	-	-	0.00%
14	Alarm System Maint/Repairs	-	12,472	1,500	2,138	2,138	1,500	-	0.00%
15	Grounds Maintenance/Repair	-	-	-		-	-	-	0.00%
16	Misc Facility Repairs/Maint	6,169	6,631	5,500	3,103	3,103	5,500	-	0.00%
17	Janitorial Service - Contract	-	-	-		-	-	-	0.00%
18	Other Contract Services	-	-	-		-	-	-	0.00%
19	Trash Collection Service	-	-	-		-	-	-	0.00%
20	Landscaping/Groundskeeping	-	-	-		-	-	-	0.00%
21	Services - Fire Inspections & Maintenance	-	1,433	500		-	500	-	0.00%
22	Services - Pest Control	-	-	-		-	-	-	0.00%
23	Services - Security	2,149	7,107	7,550	5,908	5,908	7,550	-	0.00%
24	COVID-19	-	-	-		-	-	-	0.00%
	2. Contractual Services	\$ 37,707	\$ 75,910	\$ 175,374	\$ 34,023	\$ 161,599	\$ 55,050	\$ (120,324)	-68.61%
25	Cleaning Supplies	\$ 1,122	\$ 2,370	\$ 2,000	\$ 2,944	\$ 2,944	\$ 2,000	\$ -	0.00%
26	Cleaning - Paper Products	-	303	2,000		1,000	2,000	-	0.00%
27	Safety Signs and Barricades	-	-	-		-	-	-	0.00%
28	Building Materials	-	-	-		-	-	-	0.00%
29	Electrical/Plumbing Supplies	110	2,180	750	956	956	750	-	0.00%
30	Machine Fabricated Parts	-	-	-		-	-	-	0.00%
31	Miscellaneous Hardware	2	-	500	15	100	500	-	0.00%
32	Medical Supplies	88	-	100		100	100	-	0.00%
33	Pesticides	-	-	-		-	-	-	0.00%
34	Minor Tools/Instruments	-	-	-		-	-	-	0.00%
	3. Commodities	\$ 1,322	\$ 4,853	\$ 5,350	\$ 3,916	\$ 5,100	\$ 5,350	\$ -	0.00%
35	Other Equipment	\$ -	\$ -	\$ -	\$ -	\$ -	\$ 65,000	\$ 65,000	0.00%
36	Building Improvements	-	34,000	82,250	73,079	73,079	55,000	(27,250)	-33.13%
	6. Non-CIP Capital Outlay	\$ -	\$ 34,000	\$ 82,250	\$ 73,079	\$ 73,079	\$ 120,000	\$ 37,750	45.90%
	Total Library - 550 Scott St.	\$ 39,029	\$ 114,763	\$ 262,974	\$ 111,018	\$ 239,778	\$ 180,400	\$ (82,574)	-31.40%

EXPENDITURES:

Line No.	INFORMATION TECHNOLOGY								
1	Annual Facility Lease	\$ -	\$ -	\$ -		\$ -	\$ -	\$ -	0.00%
2	Light & Power	1,387	2,337	1,500	1,127	1,503	1,500	-	0.00%
3	Natural Gas/Propane	-	-	-		-	-	-	0.00%
4	Telephone System	-	-	-		-	-	-	0.00%
5	Cell Phones/Pagers	-	-	-		-	-	-	0.00%
6	Internet Service	-	-	-		-	-	-	0.00%
7	Water/Sewer/Trash	-	-	-		-	-	-	0.00%
8	Roofing Repairs	26	-	-		-	-	-	0.00%
9	Electrical Repairs	-	-	-		-	-	-	0.00%
10	Heating/Cooling Repairs	-	-	-		-	-	-	0.00%
11	Plumbing Repairs	-	-	-		-	-	-	0.00%

	Actual 2020-21	Actual 2021-22	Approved Budget 2022-23	Year to Date w/Encumbrance 6/30/2023	Current Year Estimate 2022-23	Council Approved Budget 2023-24	Approved \$ Increase(Decrease) From FY 2022-23 Approved Budget	Approved % Increase(Decrease) From FY 2022-23 Approved Budget	
12	Carpentry/Painting	-	-	-	-	-	-	0.00%	
13	Concrete Masonry	-	-	-	-	-	-	0.00%	
14	Grounds Maintenance/Repair	-	-	-	-	-	-	0.00%	
15	Misc Facility Repairs/Maint	-	-	750	-	750	-	0.00%	
16	Janitorial Service - Contract	-	-	-	-	-	-	0.00%	
17	Other Contract Services	-	-	-	-	-	-	0.00%	
18	Trash Collection Service	-	-	-	-	-	-	0.00%	
19	Landscaping/Groundskeeping	-	-	-	-	-	-	0.00%	
20	Services - Pest Control	-	-	-	-	-	-	0.00%	
2.	Contractual Services	\$ 1,413	\$ 2,337	\$ 2,250	\$ 1,127	\$ 1,503	\$ 2,250	\$ -	0.00%
21	Cleaning Supplies	\$ 200	\$ 158	\$ 300	-	\$ 150	\$ 300	\$ -	0.00%
22	Cleaning - Paper Products	100	77	200	-	100	200	-	0.00%
23	Safety Signs and Barricades	-	-	-	-	-	-	-	0.00%
24	Building Materials	-	-	-	-	-	-	-	0.00%
25	Electrical/Plumbing Supplies	-	-	-	-	-	-	-	0.00%
26	Machine Fabricated Parts	-	-	-	-	-	-	-	0.00%
27	Miscellaneous Hardware	-	-	-	-	-	-	-	0.00%
28	Medical Supplies	-	-	-	-	-	-	-	0.00%
29	Pesticides	-	-	-	-	-	-	-	0.00%
30	Minor Tools/Instruments	-	-	-	-	-	-	-	0.00%
3.	Commodities	\$ 300	\$ 235	\$ 500	\$ -	\$ 250	\$ 500	\$ -	0.00%
Total Information Technology		\$ 1,713	\$ 2,572	\$ 2,750	\$ 1,127	\$ 1,753	\$ 2,750	\$ -	0.00%

EXPENDITURES:

Line No.	TRAIN DEPOT	Actual 2020-21	Actual 2021-22	Approved Budget 2022-23	Year to Date w/Encumbrance 6/30/2023	Current Year Estimate 2022-23	Council Approved Budget 2023-24	Approved \$ Increase(Decrease) From FY 2022-23 Approved Budget	Approved % Increase(Decrease) From FY 2022-23 Approved Budget
1	Annual Facility Lease	\$ 4,428	\$ 4,516	\$ 5,152	-	\$ 5,152	\$ 5,152	\$ -	0.00%
2	Light & Power	1,380	2,865	2,000	1,708	2,277	2,000	-	0.00%
3	Natural Gas/Propane	-	-	-	-	-	-	-	0.00%
4	Telephone System	-	-	-	-	-	-	-	0.00%
5	Cell Phones/Pagers	-	-	-	-	-	-	-	0.00%
6	Internet Service	-	-	-	-	-	-	-	0.00%
7	Water/Sewer/Trash	-	-	-	-	-	-	-	0.00%
8	Roofing Repairs	-	-	-	-	-	-	-	0.00%
9	Electrical Repairs	-	-	-	-	-	-	-	0.00%
10	Heating/Cooling Repairs	-	-	-	-	-	-	-	0.00%
11	Plumbing Repairs	-	-	-	-	-	-	-	0.00%
12	Carpentry/Painting	-	-	-	-	-	-	-	0.00%
13	Concrete Masonry	-	-	-	-	-	-	-	0.00%
14	Grounds Maintenance/Repair	-	-	-	-	-	-	-	0.00%
15	Misc Facility Repairs/Maint	-	-	2,500	-	2,500	2,500	-	0.00%
16	Janitorial Service - Contract	-	-	-	-	-	-	-	0.00%
17	Other Contract Services	-	-	-	-	-	-	-	0.00%
18	Trash Collection Service	-	-	-	-	-	-	-	0.00%
19	Landscaping/Groundskeeping	-	-	-	-	-	-	-	0.00%
20	Services - Pest Control	-	-	-	-	-	-	-	0.00%
2.	Contractual Services	\$ 5,807	\$ 7,381	\$ 9,652	\$ 1,708	\$ 9,929	\$ 9,652	\$ -	0.00%
21	Cleaning Supplies	\$ 100	\$ -	\$ -	\$ -	\$ -	\$ -	\$ -	0.00%
22	Cleaning - Paper Products	100	-	-	-	-	-	-	0.00%
23	Safety Signs and Barricades	-	-	-	-	-	-	-	0.00%
24	Building Materials	-	-	-	-	-	-	-	0.00%
25	Electrical/Plumbing Supplies	-	-	-	-	-	-	-	0.00%
26	Machine Fabricated Parts	-	-	-	-	-	-	-	0.00%
27	Miscellaneous Hardware	-	-	-	-	-	-	-	0.00%
28	Medical Supplies	-	-	-	-	-	-	-	0.00%
29	Pesticides	-	-	-	-	-	-	-	0.00%
30	Minor Tools/Instruments	-	-	-	-	-	-	-	0.00%
3.	Commodities	\$ 200	\$ -	\$ -	\$ -	\$ -	\$ -	\$ -	0.00%

	Actual 2020-21	Actual 2021-22	Approved Budget 2022-23	Year to Date w/Encumbrance 6/30/2023	Current Year Estimate 2022-23	Council Approved Budget 2023-24	Approved \$ Increase(Decrease) From FY 2022-23 Approved Budget	Approved % Increase(Decrease) From FY 2022-23 Approved Budget
Total Train Depot	\$ 6,007	\$ 7,381	\$ 9,652	\$ 1,708	\$ 9,929	\$ 9,652	\$ -	0.00%

EXPENDITURES:

Line No.	Item	Actual 2020-21	Actual 2021-22	Approved Budget 2022-23	Year to Date w/Encumbrance 6/30/2023	Current Year Estimate 2022-23	Council Approved Budget 2023-24	Approved \$ Increase(Decrease) From FY 2022-23 Approved Budget	Approved % Increase(Decrease) From FY 2022-23 Approved Budget
POLICE DEPT - 300 W CENTER ST.									
1	Annual Facility Lease	\$ -	\$ -	\$ -		\$ -	\$ -	\$ -	0.00%
2	Light & Power	8,830	10,851	12,000	4,676	6,235	12,000	-	0.00%
3	Natural Gas/Propane	-	-	-		-	-	-	0.00%
4	Telephone System	-	-	-		-	-	-	0.00%
5	Cell Phones/Pagers	-	-	-		-	-	-	0.00%
6	Internet Service	16,693	13,336	8,500	8,919	11,892	8,500	-	0.00%
7	Water/Sewer/Trash	-	-	-		-	-	-	0.00%
8	Roofing Repairs	-	-	-		-	-	-	0.00%
9	Electrical Repairs	-	-	-		-	-	-	0.00%
10	Heating/Cooling Repairs	200	721	-		-	-	-	0.00%
11	Plumbing Repairs	-	-	-		-	-	-	0.00%
12	Carpentry/Painting	-	-	-		-	-	-	0.00%
13	Concrete Masonry	-	-	-		-	-	-	0.00%
14	Grounds Maintenance/Repair	-	-	-		-	-	-	0.00%
15	Misc Facility Repairs/Maint	11,929	2,449	5,000	1,916	5,000	5,000	-	0.00%
16	Janitorial Service - Contract	-	-	-		-	-	-	0.00%
17	Maintenance - Equipment	-	-	-		-	-	-	0.00%
18	Other Contract Services	-	-	-		-	-	-	0.00%
19	Trash Collection Service	-	-	-		-	-	-	0.00%
20	Landscaping/Groundskeeping	-	-	-		-	-	-	0.00%
21	Services - Pest Control	-	-	-		-	-	-	0.00%
2.	Contractual Services	\$ 37,651	\$ 27,357	\$ 25,500	\$ 15,511	\$ 23,127	\$ 25,500	\$ -	0.00%
22	Cleaning Supplies	\$ 43	\$ 2,145	\$ 500	\$ 2,582	\$ 2,582	\$ 500	\$ -	0.00%
23	Cleaning - Paper Products	-	77	1,200		-	1,200	-	0.00%
24	Safety Signs and Barricades	-	-	-		-	-	-	0.00%
25	Building Materials	-	-	-		-	-	-	0.00%
26	Electrical/Plumbing Supplies	259	341	700	553	700	700	-	0.00%
27	Machine Fabricated Parts	-	-	-		-	-	-	0.00%
28	Miscellaneous Hardware	-	-	300		-	300	-	0.00%
29	Medical Supplies	-	-	50		-	50	-	0.00%
30	Pesticides	-	-	-		-	-	-	0.00%
31	Minor Tools/Instruments	-	-	-		-	-	-	0.00%
3.	Commodities	\$ 302	\$ 2,564	\$ 2,750	\$ 3,134	\$ 3,282	\$ 2,750	\$ -	0.00%
32	Refurbishing-Fixtures/Equipment	\$ -	\$ -	\$ -	\$ -	\$ -	\$ -	\$ -	0.00%
6.	Non-CIP Capital Outlay	\$ -	\$ -	\$ -	\$ -	\$ -	\$ -	\$ -	0.00%
Total Police Dept - 300 W Center St.		\$ 37,953	\$ 29,921	\$ 28,250	\$ 18,645	\$ 26,408	\$ 28,250	\$ -	0.00%

EXPENDITURES:

Line No.	Item	Actual 2020-21	Actual 2021-22	Approved Budget 2022-23	Year to Date w/Encumbrance 6/30/2023	Current Year Estimate 2022-23	Council Approved Budget 2023-24	Approved \$ Increase(Decrease) From FY 2022-23 Approved Budget	Approved % Increase(Decrease) From FY 2022-23 Approved Budget
POLICE DEPT - 111 N FRONT ST.									
1	Annual Facility Lease	\$ -	\$ -	\$ -		\$ -	\$ -	\$ -	0.00%
2	Light & Power	19,119	24,849	25,000	12,018	16,024	25,000	-	0.00%
3	Natural Gas/Propane	-	-	-		-	-	-	0.00%
4	Telephone System	-	-	-		-	-	-	0.00%
5	Cell Phones/Pagers	-	-	-		-	-	-	0.00%
6	Internet Service	6,902	4,898	8,500		-	8,500	-	0.00%
7	Water/Sewer/Trash	-	-	-		-	-	-	0.00%
8	Roofing Repairs	-	-	-		-	-	-	0.00%
9	Electrical Repairs	-	-	-		-	-	-	0.00%
10	Heating/Cooling Repairs	1,719	5,368	2,000	2,567	2,567	2,000	-	0.00%
11	Plumbing Repairs	-	1,105	1,500		1,500	1,500	-	0.00%
12	Carpentry/Painting	-	-	-		-	-	-	0.00%

	Actual 2020-21	Actual 2021-22	Approved Budget 2022-23	Year to Date w/Encumbrance 6/30/2023	Current Year Estimate 2022-23	Council Approved Budget 2023-24	Approved \$ Increase(Decrease) From FY 2022-23 Approved Budget	Approved % Increase(Decrease) From FY 2022-23 Approved Budget
13 Concrete Masonry	-	-	-	-	-	-	-	0.00%
14 Alarm System Maint/Repairs	-	-	-	-	-	-	-	0.00%
15 Grounds Maintenance/Repair	-	-	-	-	-	-	-	0.00%
16 Misc Facility Repairs/Maint	8,644	10,631	10,000	2,205	10,000	10,000	-	0.00%
17 Janitorial Service - Contract	-	-	-	-	-	-	-	0.00%
18 Other Contract Services	-	-	-	-	-	-	-	0.00%
19 IT Software/System Fees	-	-	-	-	-	-	-	0.00%
20 Trash Collection Service	-	-	-	-	-	-	-	0.00%
21 Landscaping/Groundskeeping	-	-	-	-	-	-	-	0.00%
22 Services - Pest Control	-	-	-	-	-	-	-	0.00%
23 Services - Security	6,511	7,298	7,000	11,382	11,382	7,000	-	0.00%
2. Contractual Services	\$ 42,895	\$ 54,149	\$ 54,000	\$ 28,172	\$ 41,473	\$ 54,000	\$ -	0.00%
24 Cleaning Supplies	\$ 2,775	\$ 3,306	\$ 4,000	\$ 4,230	\$ 4,230	\$ 4,000	\$ -	0.00%
25 Cleaning - Paper Products	2,066	1,008	3,000	-	1,500	3,000	-	0.00%
26 Safety Signs and Barricades	-	-	-	-	-	-	-	0.00%
27 Building Materials	-	-	-	-	-	-	-	0.00%
28 Electrical/Plumbing Supplies	234	485	1,000	337	1,000	1,000	-	0.00%
29 Machine Fabricated Parts	-	-	-	-	-	-	-	0.00%
30 Miscellaneous Hardware	-	-	1,000	-	-	1,000	-	0.00%
31 Medical Supplies	-	-	100	-	-	100	-	0.00%
32 Pesticides	-	-	-	-	-	-	-	0.00%
33 Minor Tools/Instruments	-	-	-	-	-	-	-	0.00%
3. Commodities	\$ 5,075	\$ 4,798	\$ 9,100	\$ 4,566	\$ 6,730	\$ 9,100	\$ -	0.00%
34 Building Improvements	\$ -	\$ -	\$ -	\$ -	\$ -	\$ -	\$ -	0.00%
6. Non-CIP Capital Outlay	\$ -	\$ -	\$ -	\$ -	\$ -	\$ -	\$ -	0.00%
Total Police Dept - 111 N Front St.	\$ 47,971	\$ 58,947	\$ 63,100	\$ 32,738	\$ 48,202	\$ 63,100	\$ -	0.00%

EXPENDITURES:

Line No.								
PUBLIC SAFETY CENTER - 1760 Kohlers Crossing								
1 Annual Facility Lease	\$	\$	\$	\$	\$	\$	\$	0.00%
2 Light & Power	-	-	35,000	708	3,539	70,000	35,000	100.00%
3 Natural Gas/Propane	-	-	30,000	-	1,500	30,000	-	0.00%
4 Telephone System	-	-	8,000	-	8,000	8,000	-	0.00%
5 Cell Phones/Pagers	-	-	-	-	-	-	-	0.00%
6 Internet Service	-	-	22,500	-	11,250	22,500	-	0.00%
7 Water/Sewer/Trash	-	-	-	-	-	-	-	0.00%
8 Roofing Repairs	-	-	-	-	-	-	-	0.00%
9 Electrical Repairs	-	-	-	-	-	-	-	0.00%
10 Heating/Cooling Repairs	-	-	-	-	-	-	-	0.00%
11 Plumbing Repairs	-	-	-	-	-	-	-	0.00%
12 Carpentry/Painting	-	-	-	-	-	-	-	0.00%
13 Concrete Masonry	-	-	-	-	-	-	-	0.00%
14 Alarm System Maint/Repairs	-	-	-	300	300	-	-	0.00%
15 Grounds Maintenance/Repair	-	-	-	-	-	-	-	0.00%
16 Misc Facility Repairs/Maint	-	-	1,500	-	-	1,500	-	0.00%
17 Janitorial Service - Contract	-	-	-	-	-	-	-	0.00%
18 Other Contract Services	-	-	-	-	-	-	-	0.00%
19 IT Software/System Fees	-	-	-	-	-	-	-	0.00%
20 Trash Collection Service	-	-	-	-	-	-	-	0.00%
21 Landscaping/Groundskeeping	-	-	-	-	-	-	-	0.00%
22 Services - Fire Inspections & Maintenance	-	-	-	-	-	-	-	0.00%
23 Services - Pest Control	-	-	-	-	-	-	-	0.00%
24 Services - Security	-	-	18,000	-	9,000	36,000	18,000	100.00%
2. Contractual Services	\$ -	\$ -	\$ 115,000	\$ 1,008	\$ 33,589	\$ 168,000	\$ 53,000	46.09%

	Actual 2020-21	Actual 2021-22	Approved Budget 2022-23	Year to Date w/Encumbrance 6/30/2023	Current Year Estimate 2022-23	Council Approved Budget 2023-24	Approved \$ Increase(Decrease) From FY 2022-23 Approved Budget	Approved % Increase(Decrease) From FY 2022-23 Approved Budget
25 Cleaning Supplies	\$ -	\$ -	\$ 5,000	\$ -	\$ 5,000	\$ 10,000	\$ 5,000	100.00%
26 Cleaning - Paper Products	-	-	5,000	-	5,000	10,000	5,000	100.00%
27 Safety Signs and Barricades	-	-	-	-	-	-	-	0.00%
28 Building Materials	-	-	-	-	-	-	-	0.00%
29 Electrical/Plumbing Supplies	-	-	-	-	-	-	-	0.00%
30 Machine Fabricated Parts	-	-	-	-	-	-	-	0.00%
31 Miscellaneous Hardware	-	-	-	-	-	-	-	0.00%
32 Medical Supplies	-	-	2,500	-	2,500	5,000	2,500	100.00%
33 Pesticides	-	-	500	-	-	1,000	500	100.00%
34 Minor Tools/Instruments	-	-	-	-	-	-	-	0.00%
3. Commodities	\$ -	\$ -	\$ 13,000	\$ -	\$ 12,500	\$ 26,000	\$ 13,000	100.00%
35 Building Improvements	\$ -	\$ -	\$ -	\$ -	\$ -	\$ -	\$ -	0.00%
6. Non-CIP Capital Outlay	\$ -	\$ -	\$ -	\$ -	\$ -	\$ -	\$ -	0.00%
Total Public Safety Center - 1760 Kohlers Crossing	\$ -	\$ -	\$ 128,000	\$ 1,008	\$ 46,089	\$ 194,000	\$ 66,000	51.56%

EXPENDITURES:

Line No.		Actual 2020-21	Actual 2021-22	Approved Budget 2022-23	Year to Date w/Encumbrance 6/30/2023	Current Year Estimate 2022-23	Council Approved Budget 2023-24	Approved \$ Increase(Decrease) From FY 2022-23 Approved Budget	Approved % Increase(Decrease) From FY 2022-23 Approved Budget
PARKS SHOP - 225 VETERANS DR									
1	Annual Facility Lease	\$ -	\$ -	\$ -	\$ -	\$ -	\$ -	\$ -	0.00%
2	Light & Power	2,108	9,368	3,000	1,217	1,622	3,000	-	0.00%
3	Natural Gas/Propane	1,557	1,655	2,000	2,511	3,348	2,000	-	0.00%
4	Telephone System	-	-	-	-	-	-	-	0.00%
5	Cell Phones/Pagers	-	-	-	-	-	-	-	0.00%
6	Internet Service	4,893	4,345	5,500	3,038	4,050	5,500	-	0.00%
7	Water/Sewer/Trash	-	-	-	-	-	-	-	0.00%
8	Roofing Repairs	-	-	-	-	-	-	-	0.00%
9	Electrical Repairs	-	-	-	-	-	-	-	0.00%
10	Heating/Cooling Repairs	100	46	-	-	-	-	-	0.00%
11	Plumbing Repairs	-	-	-	-	-	-	-	0.00%
12	Carpentry/Painting	-	-	-	-	-	-	-	0.00%
13	Concrete Masonry	-	-	-	-	-	-	-	0.00%
14	Grounds Maintenance/Repair	-	-	-	-	-	-	-	0.00%
15	Misc Facility Repairs/Maint	1,076	1,373	3,500	-	-	3,500	-	0.00%
16	Janitorial Service - Contract	-	-	-	-	-	-	-	0.00%
17	Other Contract Services	-	-	-	-	-	-	-	0.00%
18	Trash Collection Service	-	-	-	-	-	-	-	0.00%
19	Landscaping/Groundskeeping	-	-	-	-	-	-	-	0.00%
20	Services - Pest Control	-	-	-	-	-	-	-	0.00%
2. Contractual Services	\$ 9,734	\$ 16,787	\$ 14,000	\$ 6,765	\$ 9,020	\$ 14,000	\$ -	0.00%	
21	Cleaning Supplies	\$ 500	\$ 158	\$ 500	\$ 149	\$ 500	\$ 500	\$ -	0.00%
22	Cleaning - Paper Products	400	-	400	-	-	400	-	0.00%
23	Safety Signs and Barricades	-	-	-	-	-	-	-	0.00%
24	Building Materials	-	-	-	-	-	-	-	0.00%
25	Electrical/Plumbing Supplies	-	46	500	-	500	500	-	0.00%
26	Machine Fabricated Parts	-	-	-	-	-	-	-	0.00%
27	Miscellaneous Hardware	-	-	100	-	-	100	-	0.00%
28	Medical Supplies	-	-	100	-	-	100	-	0.00%
29	Pesticides	-	-	-	-	-	-	-	0.00%
30	Minor Tools/Instruments	-	-	-	-	-	-	-	0.00%
3. Commodities	\$ 900	\$ 203	\$ 1,600	\$ 149	\$ 1,000	\$ 1,600	\$ -	0.00%	
Total Parks Shop - 225 Veterans Dr	\$ 10,634	\$ 16,990	\$ 15,600	\$ 6,914	\$ 10,020	\$ 15,600	\$ -	0.00%	

		Actual 2020-21	Actual 2021-22	Approved Budget 2022-23	Year to Date w/Encumbrance 6/30/2023	Current Year Estimate 2022-23	Council Approved Budget 2023-24	Approved \$ Increase(Decrease) From FY 2022-23 Approved Budget	Approved % Increase(Decrease) From FY 2022-23 Approved Budget
EXPENDITURES:									
Line No. PARKS ADMIN - LAKE KYLE									
1	Annual Facility Lease	\$ 8,842	\$ 3,936	\$ 6,200		\$ 6,200	\$ 6,200	\$ -	0.00%
2	Light & Power	3,868	3,768	3,600	1,716	2,288	3,600	-	0.00%
3	Natural Gas/Propane	-	-	-		-	-	-	0.00%
4	Telephone System	-	-	-		-	-	-	0.00%
5	Cell Phones/Pagers	-	-	-		-	-	-	0.00%
6	Internet Service	4,898	4,934	6,200	3,038	4,050	6,200	-	0.00%
7	Water/Sewer/Trash	-	-	-		-	-	-	0.00%
8	Roofing Repairs	-	-	-		-	-	-	0.00%
9	Electrical Repairs	265	-	-		-	-	-	0.00%
10	Heating/Cooling Repairs	863	747	-		-	-	-	0.00%
11	Plumbing Repairs	-	-	-		-	-	-	0.00%
12	Carpentry/Painting	-	-	-		-	-	-	0.00%
13	Concrete Masonry	-	-	-		-	-	-	0.00%
14	Grounds Maintenance/Repair	-	-	-		-	-	-	0.00%
15	Misc Facility Repairs/Maint	-	4,309	3,600		-	3,600	-	0.00%
16	Janitorial Service - Contract	-	-	-		-	-	-	0.00%
17	Other Contract Services	-	-	-		-	-	-	0.00%
18	Trash Collection Service	-	-	-		-	-	-	0.00%
19	Landscaping/Groundskeeping	-	-	-		-	-	-	0.00%
20	Services - Pest Control	-	-	-		-	-	-	0.00%
21	Services - Security	-	-	9,028		-	9,028	-	0.00%
2. Contractual Services		\$ 18,736	\$ 17,694	\$ 28,628	\$ 4,754	\$ 12,538	\$ 28,628	\$ -	0.00%
22	Cleaning Supplies	\$ 648	\$ 2,145	\$ 500	\$ 2,209	\$ 2,209	\$ 500	\$ -	0.00%
23	Cleaning - Paper Products	691	77	500		-	500	-	0.00%
24	Safety Signs and Barricades	-	-	-		-	-	-	0.00%
25	Building Materials	-	-	-		-	-	-	0.00%
26	Electrical/Plumbing Supplies	33	599	700	346	346	700	-	0.00%
27	Machine Fabricated Parts	-	-	-		-	-	-	0.00%
28	Miscellaneous Hardware	(17)	17	200		-	200	-	0.00%
29	Medical Supplies	-	-	150		-	150	-	0.00%
30	Pesticides	-	-	-		-	-	-	0.00%
31	Minor Tools/Instruments	-	-	-		-	-	-	0.00%
3. Commodities		\$ 1,355	\$ 2,839	\$ 2,050	\$ 2,555	\$ 2,555	\$ 2,050	\$ -	0.00%
Total Parks Admin - Lake Kyle		\$ 20,091	\$ 20,533	\$ 30,678	\$ 7,308	\$ 15,093	\$ 30,678	\$ -	0.00%

EXPENDITURES:

Line No. POOL - GREGG CLARKE PARK									
1	Annual Facility Lease	\$ -	\$ -	\$ -		\$ -	\$ -	\$ -	0.00%
2	Light & Power	7,209	10,665	10,000	4,180	5,574	10,000	-	0.00%
3	Natural Gas/Propane	-	-	-		-	-	-	0.00%
4	Telephone System	927	80	1,000	1,007	1,342	1,000	-	0.00%
5	Cell Phones/Pagers	-	-	-		-	-	-	0.00%
6	Internet Service	4,898	4,345	6,500	3,038	4,050	6,500	-	0.00%
7	Water/Sewer/Trash	-	-	-		-	-	-	0.00%
8	Roofing Repairs	-	-	-		-	-	-	0.00%
9	Electrical Repairs	-	-	-		-	-	-	0.00%
10	Heating/Cooling Repairs	-	-	-		-	-	-	0.00%
11	Plumbing Repairs	-	-	450		-	450	-	0.00%
12	Carpentry/Painting	-	-	-		-	-	-	0.00%
13	Concrete Masonry	-	-	-		-	-	-	0.00%
14	Grounds Maintenance/Repair	-	-	-		-	-	-	0.00%
15	Misc Facility Repairs/Maint	-	-	-		-	-	-	0.00%
16	Janitorial Service - Contract	-	-	-		-	-	-	0.00%
17	Other Contract Services	-	-	-		-	-	-	0.00%
18	Trash Collection Service	-	-	-		-	-	-	0.00%

	Actual 2020-21	Actual 2021-22	Approved Budget 2022-23	Year to Date w/Encumbrance 6/30/2023	Current Year Estimate 2022-23	Council Approved Budget 2023-24	Approved \$ Increase(Decrease) From FY 2022-23 Approved Budget	Approved % Increase(Decrease) From FY 2022-23 Approved Budget
19 Landscaping/Groundskeeping	-	-	-	-	-	-	-	0.00%
20 Services - Pest Control	-	-	-	-	-	-	-	0.00%
2. Contractual Services	\$ 13,035	\$ 15,090	\$ 17,950	\$ 8,224	\$ 10,966	\$ 17,950	\$ -	0.00%
21 Cleaning Supplies	\$ -	\$ -	\$ 500	-	\$ -	\$ 500	\$ -	0.00%
22 Cleaning - Paper Products	-	-	175	-	-	175	-	0.00%
23 Safety Signs and Barricades	-	-	-	-	-	-	-	0.00%
24 Building Materials	-	-	-	-	-	-	-	0.00%
25 Electrical/Plumbing Supplies	-	-	3,000	-	-	3,000	-	0.00%
26 Machine Fabricated Parts	-	-	-	-	-	-	-	0.00%
27 Miscellaneous Hardware	-	-	-	-	-	-	-	0.00%
28 Medical Supplies	-	-	100	-	-	100	-	0.00%
29 Pesticides	-	-	-	-	-	-	-	0.00%
30 Minor Tools/Instruments	-	-	-	-	-	-	-	0.00%
3. Commodities	\$ -	\$ -	\$ 3,775	\$ -	\$ -	\$ 3,775	\$ -	0.00%
23 Construction-Pool Improvements	\$ -	\$ -	\$ -	\$ -	\$ -	\$ -	\$ -	0.00%
6. Non-CIP Capital Outlay	\$ -	\$ -	\$ -	\$ -	\$ -	\$ -	\$ -	0.00%
Total Pool - Gregg Clarke Park	\$ 13,035	\$ 15,090	\$ 21,725	\$ 8,224	\$ 10,966	\$ 21,725	\$ -	0.00%
TOTAL EXPENDITURES:	\$ 45,630,092	\$ 41,338,226	\$ 61,205,188	\$ 44,314,960	\$ 56,840,733	\$ 71,624,296	\$ 10,419,109	17.02%
TOTAL REVENUE & TRANSFERS-IN IN EXCESS (DEFICIT) OVER EXPENDITURES	\$ (831,072)	\$ 11,393,009	\$ (7,872,469)	\$ 1,934,835	\$ 1,676,431	\$ (8,418,076)		
AUDIT ADJUSTMENT	\$ 498,703	\$ (3,679,397)		\$ -				
ESTIMATED ENDING FUND BALANCE	\$ 21,025,709	\$ 28,739,321	\$ 20,866,852	\$ 30,674,155	\$ 30,415,752	\$ 21,997,676		



Water Utility Fund Summary & Line-Item Detail

Approved Budget
Fiscal Year 2023-2024

City Council Budget Worksession No. 5

September 19, 2023

**City of Kyle, Texas
Fund Summary Budget Status Report
WATER UTILITY FUND (3100)**

	Actual 2020-21	Actual 2021-22	Approved Budget 2022-23	Year to Date w/Encumbrance 6/30/2023	Current Year Estimate 2022-23	Council Approved Budget 2023-24	Approved \$ Increase(Decrease) From FY 2022-23 Approved Budget	Approved % Increase(Decrease) From FY 2022-23 Approved Budget
BEGINNING FUND BALANCE	\$ 12,712,524	\$ 10,350,909	\$ 9,636,116	\$ 9,636,116	\$ 9,636,116	\$ 10,118,753		
REVENUE:								
1 Water Sales	\$ 14,030,227	\$ 16,481,051	\$ 15,765,100	\$ 11,291,173	\$ 15,250,831	\$ 16,754,000	\$ 988,900	6.27%
2 Misc Water Charges	643,089	693,492	730,000	619,446	738,926	730,000	-	0.00%
3 Interest and Other	46,532	51,533	50,000	43,605	52,520	50,000	-	0.00%
TOTAL REVENUE:	\$ 14,719,848	\$ 17,226,076	\$ 16,545,100	\$ 11,954,225	\$ 16,042,277	\$ 17,534,000	\$ 988,900	5.98%
TRANSFERS IN:								
4 Transfer In	\$ -	\$ -	\$ -	\$ -	\$ -	\$ -	\$ -	0.00%
TOTAL TRANSFERS IN:	\$ -	\$ -	\$ -	\$ -	\$ -	\$ -	\$ -	0.00%
TOTAL REVENUE AND TRANSFERS IN:	\$ 14,719,848	\$ 17,226,076	\$ 16,545,100	\$ 11,954,225	\$ 16,042,277	\$ 17,534,000	\$ 988,900	5.98%
EXPENDITURES:								
5 Administration	\$ 719,985	\$ 879,017	\$ 1,117,920	\$ 719,956	\$ 971,437	\$ 1,155,702	\$ 37,782	3.38%
6 Engineering	172,993	217,100	386,472	242,802	335,607	511,992	125,520	32.48%
7 Utility Billing	924,840	814,140	1,363,600	839,569	1,073,716	1,447,957	84,357	6.19%
8 Water Operations	1,988,082	2,359,669	3,287,213	1,995,693	2,879,144	3,825,791	538,578	16.38%
9 Water Supply	6,468,390	7,870,185	8,936,948	6,312,362	8,759,154	8,936,948	-	0.00%
10 Non-Departmental	47,148	150,508	234,324	72,466	84,966	173,970	(60,354)	-25.76%
11 Facility Maintenance	21,837	30,304	68,508	24,571	47,635	61,008	(7,500)	-10.95%
TOTAL EXPENDITURES:	\$ 10,343,274	\$ 12,320,923	\$ 15,394,983	\$ 10,207,418	\$ 14,151,659	\$ 16,113,366	\$ 718,383	4.67%
TRANSFERS OUT:								
12 Transfers Out - General Fund	\$ 650,000	\$ 650,000	\$ 650,000	\$ 650,000	\$ 650,000	\$ 650,000	\$ -	0.00%
13 Transfers Out - CIP	3,000,000	550,000	500,000	500,000	500,000	500,000	-	0.00%
14 Transfers Out - GF/CIP Stagecoach Road	-	-	-	-	-	-	-	0.00%
15 Transfers Out - Debt Service	254,551	-	257,982	257,982	257,982	398,326	140,344	54.40%
16 Transfers Out - OPEB Fund	-	-	-	-	-	-	-	0.00%
17 Transfers Out - 2015 GO Bond Fund	-	-	-	-	-	-	-	0.00%
18 Transfers Out - Heroes Memorial Fund	-	99,002	-	-	-	-	-	0.00%
19 Transfers Out - WW Impact	3,839,000	-	-	-	-	-	-	0.00%
20 Transfer Out - Water Impact Fees CIP	-	4,500,000	-	-	-	-	-	0.00%
TOTAL TRANSFERS OUT:	\$ 7,743,551	\$ 5,799,002	\$ 1,407,982	\$ 1,407,982	\$ 1,407,982	\$ 1,548,326	\$ 140,344	9.97%
TOTAL EXPENDITURES & TRANSFERS OUT	\$ 18,086,825	\$ 18,119,925	\$ 16,802,965	\$ 11,615,400	\$ 15,559,641	\$ 17,661,692	\$ 858,727	5.11%
TOTAL REVENUE & TRANSFERS-IN IN EXCESS (DEFICIT) OVER EXPENDITURES	\$ (3,366,978)	\$ (893,849)	\$ (257,865)	\$ 338,824	\$ 482,636	\$ (127,692)		
ADJUSTMENT PER AUDIT FOR RESTRICTED FUNDS	\$ 1,005,363	\$ 179,056						
ESTIMATED ENDING FUND BALANCE	\$ 10,350,909	\$ 9,636,116	\$ 9,378,251	\$ 9,974,940	\$ 10,118,753	\$ 9,991,061		

**City of Kyle, Texas
Fund Summary Budget Status Report
WATER UTILITY FUND (3100)**

	<u>Actual 2020-21</u>	<u>Actual 2021-22</u>	<u>Approved Budget 2022-23</u>	<u>Year to Date w/Encumbrance 6/30/2023</u>	<u>Current Year Estimate 2022-23</u>	<u>Council Approved Budget 2023-24</u>	<u>Approved \$ Increase(Decrease) From FY 2022-23 Approved Budget</u>	<u>Approved % Increase(Decrease) From FY 2022-23 Approved Budget</u>
BEGINNING FUND BALANCE	12,712,524	10,350,909	9,636,116	9,636,116	\$ 9,636,116	\$ 10,118,753		
REVENUE:								
Line No.								
1	Water Service Charges							
1	\$ 7,805,550	\$ 10,191,124	\$ 9,223,500	\$ 6,462,931	\$ 8,617,242	\$ 9,813,804	\$ 590,304	6.40%
2	2,044	2,615	2,000	175	233	2,000	-	0.00%
3	717,025	209,059	250,000	109,351	145,801	266,000	16,000	6.40%
4	11,191	23,210	30,000	-	-	30,000	-	0.00%
5	117,224	197,446	100,000	126,584	168,779	106,400	6,400	6.40%
6	5,059,029	5,593,217	5,872,600	4,520,307	6,027,076	6,248,156	375,556	6.40%
7	5,659	14,913	10,000	9,944	13,258	10,640	640	6.40%
8	2,016	2,891	1,500	2,206	2,942	1,500	-	0.00%
9	-	63	-	-	-	-	-	0.00%
10	-	-	500	-	500	500	-	0.00%
11	310,486	246,515	275,000	59,675	275,000	275,000	-	0.00%
Total Water Service Charges	<u>\$ 14,030,227</u>	<u>\$ 16,481,051</u>	<u>\$ 15,765,100</u>	<u>\$ 11,291,173</u>	<u>\$ 15,250,831</u>	<u>\$ 16,754,000</u>	<u>\$ 988,900</u>	<u>6.27%</u>
Misc Water Charges								
12	\$ 359,398	\$ 301,466	\$ 350,000	\$ 250,779	\$ 334,372	\$ 350,000	\$ -	0.00%
13	6,091	1,011	5,000	-	5,000	5,000	-	0.00%
14	-	-	-	-	-	-	-	0.00%
15	190,672	285,695	250,000	276,007	276,007	250,000	-	0.00%
16	-	-	-	-	-	-	-	0.00%
17	86,928	105,320	125,000	92,661	123,547	125,000	-	0.00%
Total Misc Water Charges	<u>\$ 643,089</u>	<u>\$ 693,492</u>	<u>\$ 730,000</u>	<u>\$ 619,446</u>	<u>\$ 738,926</u>	<u>\$ 730,000</u>	<u>\$ -</u>	<u>0.00%</u>
Miscellaneous								
18	\$ -	\$ 3,598	\$ -	-	-	-	\$ -	0.00%
19	-	-	-	-	-	-	-	0.00%
20	42,120	45,520	45,000	31,140	47,520	45,000	-	0.00%
21	-	-	-	-	-	-	-	0.00%
22	3,912	2,414	5,000	12,465	5,000	5,000	-	0.00%
23	-	-	-	-	-	-	-	0.00%
24	-	-	-	-	-	-	-	0.00%
25	500	-	-	-	-	-	-	0.00%
Total Miscellaneous	<u>\$ 46,532</u>	<u>\$ 51,533</u>	<u>\$ 50,000</u>	<u>\$ 43,605</u>	<u>\$ 52,520</u>	<u>\$ 50,000</u>	<u>\$ -</u>	<u>0.00%</u>
TOTAL REVENUE:	<u>\$ 14,719,848</u>	<u>\$ 17,226,076</u>	<u>\$ 16,545,100</u>	<u>\$ 11,954,225</u>	<u>\$ 16,042,277</u>	<u>\$ 17,534,000</u>	<u>\$ 988,900</u>	<u>5.98%</u>
Transfer Revenue								
26	\$ -	\$ -	\$ -	\$ -	\$ -	\$ -	\$ -	0.00%
27	-	-	-	-	-	-	-	0.00%
28	-	-	-	-	-	-	-	0.00%
29	-	-	-	-	-	-	-	0.00%
30	-	-	-	-	-	-	-	0.00%
31	-	-	-	-	-	-	-	0.00%
32	-	-	-	-	-	-	-	0.00%
Total Transfer Revenue	<u>\$ -</u>	<u>\$ -</u>	<u>\$ -</u>	<u>\$ -</u>	<u>\$ -</u>	<u>\$ -</u>	<u>\$ -</u>	<u>0.00%</u>
TOTAL REVENUE AND TRANSFER IN	<u>\$ 14,719,848</u>	<u>\$ 17,226,076</u>	<u>\$ 16,545,100</u>	<u>\$ 11,954,225</u>	<u>\$ 16,042,277</u>	<u>\$ 17,534,000</u>	<u>\$ 988,900</u>	<u>5.98%</u>

		Actual 2020-21	Actual 2021-22	Approved Budget 2022-23	Year to Date w/Encumbrance 6/30/2023	Current Year Estimate 2022-23	Council Approved Budget 2023-24	Approved \$ Increase(Decrease) From FY 2022-23 Approved Budget	Approved % Increase(Decrease) From FY 2022-23 Approved Budget
EXPENDITURES:									
Line No.	ENGINEERING								
1	Regular Full Time Wages	\$ 94,033	\$ 143,543	\$ 184,179	\$ 134,564	\$ 184,140	\$ 252,830	\$ 68,651	37.27%
2	Overtime Wages	-	48	-	156	156	-	-	0.00%
3	Vacation Leave	-	-	-	-	-	-	-	0.00%
4	Sick Leave - Regular	-	-	-	-	-	-	-	0.00%
5	Cost of Living Adjustment	-	-	-	-	-	-	-	0.00%
6	GW/Merit Increase	-	-	32,140	-	-	12,976	(19,164)	-59.63%
7	Longevity Pay	791	994	1,286	1,001	1,001	1,466	180	14.00%
8	Car Allowance	-	58	1,500	1,096	-	1,500	-	0.00%
9	Language Incentive	-	-	-	-	-	-	-	0.00%
10	Health Insurance Deductible	-	-	2,869	2,125	2,125	2,875	6	0.21%
11	FICA/Social Security	6,914	10,730	16,958	10,129	13,861	20,562	3,604	21.25%
12	Workers Compensation	-	-	-	-	-	-	-	0.00%
13	State Unemployment Taxes	284	66	19	22	30	26	7	34.21%
14	Retirement - TMRS	12,327	18,657	29,233	17,884	24,472	35,774	6,541	22.38%
15	Health Insurance	4,690	11,241	21,532	9,763	13,360	23,971	2,440	11.33%
16	Dental Insurance	256	566	1,111	443	607	1,345	234	21.06%
17	Life Insurance	51	147	257	169	232	311	54	21.01%
18	ST/LT Disability Insurance	619	804	1,437	758	1,037	1,742	305	21.25%
19	Vision Insurance	61	132	240	104	143	291	50	20.92%
20	AD&D	6	20	29	17	24	35	6	20.69%
1. Personnel		\$ 120,034	\$ 187,004	\$ 292,789	\$ 178,232	\$ 241,187	\$ 355,703	\$ 62,914	21.49%
21	Travel - Training & Conferences	\$ 236	\$ 250	\$ 500		\$ 500	\$ 750	\$ 250	50.00%
22	Mileage - Reimbursement								
23	Memberships and Dues	150	20	125		125	125	-	0.00%
24	Subscription and Books	-	-	63		63	63	-	0.00%
25	Cell Phones/Pagers								
26	Lease Payments - Motor Vehicles	-	-	-		-	-	-	0.00%
27	Motor Vehicle Repair/Maint								
28	Legal Services	-	158	-	175	-	-	-	0.00%
29	Engineering Services	44,129	22,956	60,794	33,223	60,794	55,650	(5,144)	-8.46%
30	County Recording Fees								
31	Outside Printing	-	-	-		-	-	-	0.00%
32	Delivery/Courier Service	-	-	-		-	-	-	0.00%
33	Advertising								
34	Public Notices	51	-	-		-	-	-	0.00%
35	Testing/Certification								
36	Other Contract Services						90,000	90,000	0.00%
37	IT Software/System Fees	8,393	6,712	5,363	8,715	8,715	5,363	-	0.00%
38	TCEQ Permit								
39	Services - Engineering								
40	Services - MS4 Compliance								
41	Services - Grant Writer	-	-	25,000	22,384	22,384	-	(25,000)	-100.00%
2. Contractual Services		\$ 52,959	\$ 30,096	\$ 91,844	\$ 64,497	\$ 92,580	\$ 151,950	\$ 60,106	65.44%
42	Uniforms	\$ -	\$ -	\$ 125	\$ -	\$ 125	\$ 375	\$ 250	200.00%
43	General Office Supplies	-	-	625	73	625	875	250	40.00%
44	Postage	-	-	40	-	40	40	-	0.00%
45	Training Supplies	-	-	-	-	-	-	-	0.00%
46	Food/Meals	-	-	50	-	50	50	-	0.00%
47	Miscellaneous Supplies	-	-	-	-	-	-	-	0.00%
48	Office Furniture (<\$5K)	-	-	375	-	375	1,125	750	200.00%
49	Computer Hardware	-	-	625	-	625	1,875	1,250	200.00%

	Actual 2020-21	Actual 2021-22	Approved Budget 2022-23	Year to Date w/Encumbrance 6/30/2023	Current Year Estimate 2022-23	Council Approved Budget 2023-24	Approved \$ Increase(Decrease) From FY 2022-23 Approved Budget	Approved % Increase(Decrease) From FY 2022-23 Approved Budget
50 Computer Software						-	-	0.00%
51 Sampling Equipment						-	-	0.00%
52 Fuel	-	-	-	-	-	-	-	0.00%
3. Commodities	\$ -	\$ -	\$ 1,840	\$ 73	\$ 1,840	\$ 4,340	\$ 2,500	135.91%
53 Computer Equipment	\$ -	\$ -	\$ -	\$ -	\$ -	\$ -	\$ -	0.00%
54 Computer Software	-	-	-	-	-	-	-	0.00%
55 Street/Drain/Sidewalk/Bridge	-	-	-	-	-	-	-	0.00%
56 Engineering Svc-Capital Outlay	-	-	-	-	-	-	-	0.00%
6. Non-CIP Capital Outlay	\$ -	\$ -	\$ -	\$ -	\$ -	\$ -	\$ -	0.00%
Total Engineering	\$ 172,993	\$ 217,100	\$ 386,472	\$ 242,802	\$ 335,607	\$ 511,992	\$ 125,520	32.48%

EXPENDITURES:

Line No.	NON-DEPARTMENTAL	Actual 2020-21	Actual 2021-22	Approved Budget 2022-23	Year to Date w/Encumbrance 6/30/2023	Current Year Estimate 2022-23	Council Approved Budget 2023-24	Approved \$ Increase(Decrease) From FY 2022-23 Approved Budget	Approved % Increase(Decrease) From FY 2022-23 Approved Budget
1	Pay Parity (Non-Civil Svc)	\$ -	\$ -	\$ 149,424	\$ -	\$ -	\$ 44,452	\$ (104,972)	-70.25%
2	Vacation Leave - Accrual	4,155	104,295	-	-	-	-	-	0.00%
3	Workers Compensation Insurance	14,567	15,406	21,295	25,786	25,786	26,295	5,000	23.48%
4	State Unemployment Taxes	-	-	500	-	-	500	-	0.00%
5	Health Insurance Payroll Reconciliation Adjustment	-	-	-	-	-	39,618	39,618	0.00%
1. Personnel		\$ 18,723	\$ 119,701	\$ 171,220	\$ 25,786	\$ 25,786	\$ 110,865	\$ (60,354)	-35.25%
6	Tuition Reimbursement	\$ -	\$ -	\$ 2,500	-	\$ 2,500	\$ 2,500	\$ -	0.00%
7	Cell Phones/Pagers	(5,533)	-	10,000	-	10,000	10,000	-	0.00%
8	Wireless Data Services	-	-	-	-	-	-	-	0.00%
9	Audit Services	15,000	5,548	20,000	20,000	20,000	20,000	-	0.00%
10	Insurance & Bonds	27,381	25,260	30,605	26,680	26,680	30,605	-	0.00%
11	Services - Accounting/Financial	-	-	-	-	-	-	-	0.00%
12	COVID-19 (CRF-Grant Reimbursement)	(8,423)	-	-	-	-	-	-	0.00%
2. Contractual Services		\$ 28,425	\$ 30,808	\$ 63,105	\$ 46,680	\$ 59,180	\$ 63,105	\$ -	0.00%
Total Non-Departmental		\$ 47,148	\$ 150,508	\$ 234,324	\$ 72,466	\$ 84,966	\$ 173,970	\$ (60,354)	-25.76%

EXPENDITURES:

Line No.	PUBLIC WORKS BUILDING	Actual 2020-21	Actual 2021-22	Approved Budget 2022-23	Year to Date w/Encumbrance 6/30/2023	Current Year Estimate 2022-23	Council Approved Budget 2023-24	Approved \$ Increase(Decrease) From FY 2022-23 Approved Budget	Approved % Increase(Decrease) From FY 2022-23 Approved Budget
1	Annual Facility Lease	\$ -	\$ -	\$ -	-	\$ -	\$ -	\$ -	0.00%
2	Light & Power	5,347	6,831	6,000	2,595	3,460	6,000	-	0.00%
3	Natural Gas/Propane	2,359	2,314	2,000	2,300	3,067	2,000	-	0.00%
4	Telephone System	1,091	1,012	4,000	993	1,324	4,000	-	0.00%
5	Cell Phones/Pagers	-	-	-	-	-	-	-	0.00%
6	Internet Service	2,507	3,486	2,500	2,066	2,755	2,500	-	0.00%
7	Water/Sewer/Trash	-	-	-	-	-	-	-	0.00%
8	Roofing Repairs	-	-	-	-	-	-	-	0.00%
9	Electrical Repairs	-	-	-	-	-	-	-	0.00%
10	Heating/Cooling Repairs	961	2,175	1,500	316	1,500	1,500	-	0.00%
11	Plumbing Repairs	5,089	-	-	-	-	-	-	0.00%
12	Carpentry/Painting	-	-	-	-	-	-	-	0.00%
13	Concrete Masonry	-	-	-	-	-	-	-	0.00%
14	Grounds Maintenance/Repair	-	-	-	-	-	-	-	0.00%
15	Misc Facility Repairs/Maint	1,642	2,949	2,125	3,560	3,560	2,125	-	0.00%
16	Janitorial Service - Contract	-	-	-	-	-	-	-	0.00%
17	Other Contract Services	-	-	-	-	-	-	-	0.00%
18	Trash Collection Service	-	-	-	-	-	-	-	0.00%
19	Landscaping/Groundskeeping	-	-	-	-	-	-	-	0.00%

	Actual 2020-21	Actual 2021-22	Approved Budget 2022-23	Year to Date w/Encumbrance 6/30/2023	Current Year Estimate 2022-23	Council Approved Budget 2023-24	Approved \$ Increase(Decrease) From FY 2022-23 Approved Budget	Approved % Increase(Decrease) From FY 2022-23 Approved Budget
20 Services - Pest Control	-	-	-	-	-	-	-	0.00%
21 Services - Security	2,074	8,320	29,033	9,804	29,033	29,033	-	0.00%
2. Contractual Services	\$ 21,069	\$ 27,086	\$ 47,158	\$ 21,635	\$ 44,699	\$ 47,158	\$ -	0.00%
22 Cleaning Supplies	\$ 446	\$ 2,066	\$ 250	\$ 2,314	\$ 2,314	\$ 250	\$ -	0.00%
23 Cleaning - Paper Products	322	77	400	-	-	400	-	0.00%
24 Safety Signs and Barricades	-	-	-	-	-	-	-	0.00%
25 Building Materials	-	-	-	-	-	-	-	0.00%
26 Electrical/Plumbing Supplies	-	1,074	300	622	622	300	-	0.00%
27 Machine Fabricated Parts	-	-	-	-	-	-	-	0.00%
28 Miscellaneous Hardware	-	-	400	-	-	400	-	0.00%
29 Medical Supplies	-	-	-	-	-	-	-	0.00%
30 Pesticides	-	-	-	-	-	-	-	0.00%
31 Minor Tools/Instruments	-	-	-	-	-	-	-	0.00%
3. Commodities	\$ 768	\$ 3,218	\$ 1,350	\$ 2,936	\$ 2,936	\$ 1,350	\$ -	0.00%
32 Building Improvements	\$ -	\$ -	\$ 20,000	\$ -	\$ -	\$ 12,500	\$ (7,500)	-37.50%
6. Non-CIP Capital Outlay	\$ -	\$ -	\$ 20,000	\$ -	\$ -	\$ 12,500	\$ (7,500)	-37.50%
Total Public Works Building	\$ 21,837	\$ 30,304	\$ 68,508	\$ 24,571	\$ 47,635	\$ 61,008	\$ (7,500)	-10.95%

EXPENDITURES:

Line No.	ADMINISTRATION								
1	Regular Full Time Wages	\$ 453,746	\$ 585,459	\$ 599,594	\$ 455,657	\$ 623,531	\$ 714,328	\$ 114,734	19.14%
2	Regular Part Time Wages	-	-	-	-	-	-	-	0.00%
3	Temporary/Seasonal Wages	-	1,911	-	-	-	-	-	0.00%
4	Overtime Wages	3,340	2,855	1,440	2,506	3,430	2,000	560	38.89%
5	TMRS Contribution Benefit (CM)	5,250	6,143	5,338	716	980	5,775	437	8.19%
6	Vacation Leave	-	-	-	-	-	-	-	0.00%
7	Sick Leave - Regular	-	-	-	-	-	-	-	0.00%
8	Cost of Living Adjustment	-	-	-	-	-	-	-	0.00%
9	GW/Merit Increase	-	-	106,029	-	-	42,410	(63,619)	-60.00%
10	Longevity Pay	6,683	9,695	13,933	8,408	8,408	9,401	(4,532)	-32.53%
11	Car Allowance	3,915	3,887	11,400	6,854	9,379	11,400	-	0.00%
12	Language Incentive	954	1,098	900	493	675	675	(225)	-25.00%
13	Certification Incentive	3,263	3,338	9,575	4,438	6,072	5,850	(3,725)	-38.90%
14	Housing Allowance	-	-	-	1,250	-	625	625	0.00%
15	Cell Phone Allowance	301	269	300	35	47	300	-	0.00%
16	Wellness Benefit	602	538	600	-	-	-	(600)	-100.00%
17	Health Insurance Deductible	-	-	7,441	5,577	5,577	6,160	(1,281)	-17.22%
18	FICA/Social Security	32,560	37,812	56,757	34,723	47,515	57,742	986	1.74%
19	Workers Compensation	-	-	-	-	-	-	-	0.00%
20	State Unemployment Taxes	1,342	53	55	56	77	53	(2)	-4.07%
21	Retirement - TMRS	62,505	70,861	96,981	62,883	86,050	104,415	7,434	7.67%
22	Deferred Compensation (CM)	4,038	6,986	20,375	788	1,078	10,713	(9,662)	-47.42%
23	Health Insurance	44,916	44,730	59,514	33,344	45,629	52,804	(6,710)	-11.27%
24	Dental Insurance	2,415	2,295	3,039	1,629	2,229	3,093	54	1.78%
25	Life Insurance	355	532	692	426	584	665	(27)	-3.90%
26	ST/LT Disability Insurance	2,563	2,145	4,770	2,051	2,806	5,081	311	6.52%
27	Vision Insurance	587	512	666	370	506	648	(18)	-2.74%
28	AD&D	71	50	77	47	64	74	(3)	-3.90%
1. Personnel	\$ 629,404	\$ 781,169	\$ 999,476	\$ 622,250	\$ 844,637	\$ 1,034,212	\$ 34,737	3.48%	
29	Uniform Rental	\$ -	\$ -	\$ -	\$ -	\$ -	\$ -	\$ -	0.00%

	Actual 2020-21	Actual 2021-22	Approved Budget 2022-23	Year to Date w/Encumbrance 6/30/2023	Current Year Estimate 2022-23	Council Approved Budget 2023-24	Approved \$ Increase(Decrease) From FY 2022-23 Approved Budget	Approved % Increase(Decrease) From FY 2022-23 Approved Budget	
30	Travel - City Business	-	-	-	-	-	-	0.00%	
31	Travel - Employee Recruitment	-	-	-	-	-	-	0.00%	
32	Travel - Training & Conferences	1,682	612	1,625	482	1,625	4,625	184.62%	
33	Mileage - Reimbursement	-	-	-	-	-	-	0.00%	
34	Travel - Tolls & Parking	-	-	-	-	-	-	0.00%	
35	Memberships and Dues	70	60	100	85	100	100	0.00%	
36	Subscription and Books	-	-	-	-	-	-	0.00%	
37	Light & Power	-	-	-	-	-	-	0.00%	
38	Natural Gas/Propane	-	-	-	-	-	-	0.00%	
39	Telephone System	-	-	-	-	-	-	0.00%	
40	Cell Phones/Pagers	-	-	-	-	-	-	0.00%	
41	Internet Service	-	-	-	-	-	-	0.00%	
42	Wireless Data Services	-	-	-	-	-	-	0.00%	
43	Water/Sewer/Trash	-	-	-	-	-	-	0.00%	
44	Radio Service/Lease	2,758	2,580	2,535	2,301	2,535	2,580	45	1.78%
45	Electrical Maintenance/Repairs	-	-	-	-	-	-	-	0.00%
46	Plumbing Repairs	-	-	-	-	-	-	-	0.00%
47	Grounds Maintenance/Repair	-	-	-	-	-	-	-	0.00%
48	Misc Facility Repairs/Maint	-	-	-	-	-	-	-	0.00%
49	Janitorial Service - Contract	-	-	-	-	-	-	-	0.00%
50	Light Equipment Rental	-	-	-	-	-	-	-	0.00%
51	Lease Payments - Motor Vehicles	50,102	52,005	46,950	41,266	55,021	46,950	-	0.00%
52	Motor Vehicle Repair/Maint	941	388	3,000	558	1,500	3,000	-	0.00%
53	Repair/Maintenance - Minor	-	-	-	-	-	-	-	0.00%
54	Body Shop Repairs	-	-	-	-	-	-	-	0.00%
55	Other Equip Maint/Repair	-	-	-	-	-	-	-	0.00%
56	Office Equipment Maint/Repair	-	-	-	-	-	-	-	0.00%
57	Computer Equip Maint/Repair	-	-	-	-	-	-	-	0.00%
58	Communication Equip Repair	-	-	-	-	-	-	-	0.00%
59	Office Equipment Rental	2,117	2,083	2,500	1,968	2,500	2,500	-	0.00%
60	Legal Services	-	1,136	-	1,995	1,995	-	-	0.00%
61	Engineering Services	-	-	-	-	-	-	-	0.00%
62	Medical Services/Drug Testing	-	-	-	-	-	-	-	0.00%
63	Other Professional Services	-	-	-	-	-	-	-	0.00%
64	Credit Card Fees	-	-	-	-	-	-	-	0.00%
65	Penalties & Interest	-	-	-	-	-	-	-	0.00%
66	Insurance & Bonds	-	-	-	-	-	-	-	0.00%
67	Bad Debt Collection Service	-	-	-	-	-	-	-	0.00%
68	Outside Printing	937	1,305	1,300	664	1,300	1,300	-	0.00%
69	Delivery/Courier Service	-	-	-	-	-	-	-	0.00%
70	Advertising	-	-	-	-	-	-	-	0.00%
71	Public Notices	-	62	-	-	-	-	-	0.00%
72	Utility Consulting Services	-	-	-	-	-	-	-	0.00%
73	Training Services	-	-	-	-	-	-	-	0.00%
74	Other Contract Services	-	-	-	-	-	-	-	0.00%
75	IT Software/System Fees	10,375	11,393	35,000	32,487	35,000	35,000	-	0.00%
76	Trash Collection Service	-	-	-	-	-	-	-	0.00%
77	Landscaping/Groundskeeping	-	-	-	-	-	-	-	0.00%
78	Services - Grant Contracts	-	-	-	-	-	-	-	0.00%
79	Emergency - Flood/Storm	3,793	57	-	-	-	-	-	0.00%
80	COVID-19	-	-	-	-	-	-	-	0.00%
81	GBRA - WTP Debt Service	-	-	-	-	-	-	-	0.00%
82	GBRA - I-35 Pipeline Debt Serv	-	-	-	-	-	-	-	0.00%
2.	Contractual Services	\$ 72,775	\$ 71,681	\$ 93,010	\$ 81,806	\$ 101,576	\$ 96,055	\$ 3,045	3.27%

	Actual 2020-21	Actual 2021-22	Approved Budget 2022-23	Year to Date w/Encumbrance 6/30/2023	Current Year Estimate 2022-23	Council Approved Budget 2023-24	Approved \$ Increase(Decrease) From FY 2022-23 Approved Budget	Approved % Increase(Decrease) From FY 2022-23 Approved Budget	
83	Uniforms (Buy)	\$ 2,804	\$ 4,012	\$ 4,975	\$ 4,006	\$ 4,975	\$ 4,975	\$ -	0.00%
84	General Office Supplies	5,167	4,896	5,125	4,277	5,125	5,125	-	0.00%
85	Cleaning Supplies	-	-	-	-	-	-	-	0.00%
86	Cleaning - Paper Products	-	-	-	-	-	-	-	0.00%
87	Postage	-	-	-	-	-	-	-	0.00%
88	Building Materials	-	8	-	175	175	-	-	0.00%
89	Sand and Gravel	-	-	-	-	-	-	-	0.00%
90	Electrical/Plumbing Supplies	-	162	-	-	-	-	-	0.00%
91	Miscellaneous Hardware	-	-	-	-	-	-	-	0.00%
92	City Sponsored Event Supplies	-	20	-	-	-	-	-	0.00%
93	Fire Prevention Supplies	-	-	750	-	750	750	-	0.00%
94	Medical Supplies	173	121	200	116	200	200	-	0.00%
95	Pesticides	-	-	-	-	-	-	-	0.00%
96	Minor Tools/Instruments	599	975	1,200	380	1,200	1,200	-	0.00%
97	Training Supplies	-	-	-	-	-	-	-	0.00%
98	Miscellaneous Occasions Supplies	288	343	360	153	360	360	-	0.00%
99	Food/Meals	-	54	-	-	-	-	-	0.00%
100	Miscellaneous Supplies	454	244	1,200	162	600	1,200	-	0.00%
101	Office Furniture (<\$5K)	-	1,230	1,600	702	1,600	1,600	-	0.00%
102	Communication Equipment	-	561	250	-	250	250	-	0.00%
103	Computer Hardware	3,881	3,414	3,105	2,078	3,105	3,105	-	0.00%
104	Computer Software	82	-	-	-	-	-	-	0.00%
105	Instruments/Apparatus	-	-	-	-	-	-	-	0.00%
106	General Electronic Equipment	-	-	-	-	-	-	-	0.00%
107	Other Office Equipment	-	-	-	-	-	-	-	0.00%
108	Street Maintenance Equipment	-	17	-	-	-	-	-	0.00%
109	Pet Supplies	10	-	-	-	-	-	-	0.00%
110	Facility Maintenance Tools	-	353	-	-	-	-	-	0.00%
111	Other Field Equipment	-	-	-	-	-	-	-	0.00%
112	Equipment - Radio	772	3,585	1,750	-	1,750	1,750	-	0.00%
113	Fuel	3,576	6,173	4,920	3,850	5,134	4,920	-	0.00%
3. Commodities		\$ 17,806	\$ 26,167	\$ 25,435	\$ 15,900	\$ 25,223	\$ 25,435	\$ -	0.00%
114	Office Furniture (>\$5K)	\$ -	\$ -	\$ -	\$ -	\$ -	\$ -	\$ -	0.00%
115	Communication Equipment	-	-	-	-	-	-	-	0.00%
116	Computer Equipment	-	-	-	-	-	-	-	0.00%
117	Instruments/Apparatus	-	-	-	-	-	-	-	0.00%
118	Machine Tools/Apparatus	-	-	-	-	-	-	-	0.00%
119	Light Equipment	-	-	-	-	-	-	-	0.00%
120	Motor Vehicles	-	-	-	-	-	-	-	0.00%
121	Heavy Equipment	-	-	-	-	-	-	-	0.00%
122	Other Equipment	-	-	-	-	-	-	-	0.00%
123	Building & Storage Facilities	-	-	-	-	-	-	-	0.00%
6. Non-CIP Capital Outlay		\$ -	\$ -	\$ -	\$ -	\$ -	\$ -	\$ -	0.00%
124	Interfund Transfers Out	\$ -	\$ -	\$ -	\$ -	\$ -	\$ -	\$ -	0.00%
125	Transfer Out - OPEB Fund	-	-	-	-	-	-	-	0.00%
7. Transfers		\$ -	\$ -	\$ -	\$ -	\$ -	\$ -	\$ -	0.00%
Total Administration		\$ 719,985	\$ 879,017	\$ 1,117,920	\$ 719,956	\$ 971,437	\$ 1,155,702	\$ 37,782	3.38%

EXPENDITURES:

Line No.	UTILITY BILLING								
1	Regular Full Time Wages	\$ 296,678	\$ 329,851	\$ 584,385	\$ 324,373	\$ 443,879	\$ 666,469	\$ 82,084	14.05%
2	Regular Part Time Wages	-	-	-	-	-	-	-	0.00%

	Actual 2020-21	Actual 2021-22	Approved Budget 2022-23	Year to Date w/Encumbrance 6/30/2023	Current Year Estimate 2022-23	Council Approved Budget 2023-24	Approved \$ Increase(Decrease) From FY 2022-23 Approved Budget	Approved % Increase(Decrease) From FY 2022-23 Approved Budget	
3	Temporary/Seasonal Wages	-	5,380	-	-	-	-	0.00%	
4	Overtime Wages	11,433	18,226	4,100	17,450	23,878	6,000	1,900	46.34%
5	Vacation Leave	-	-	-	-	-	-	-	0.00%
6	Sick Leave - Regular	-	-	-	-	-	-	-	0.00%
7	Cost of Living Adjustment	-	-	-	-	-	-	-	0.00%
8	GW/Merit Increase	-	-	62,629	-	-	39,569	(23,060)	-36.82%
9	Longevity Pay	10,140	11,310	12,480	10,470	10,470	8,295	(4,185)	-33.53%
10	Language Incentive	1,807	1,651	1,800	866	1,184	1,350	(450)	-25.00%
11	Certification Incentive	-	-	-	-	-	-	-	0.00%
12	Health Insurance Deductible	-	-	15,402	10,083	10,083	12,330	(3,072)	-19.95%
13	FICA/Social Security	22,914	26,124	51,503	25,385	34,738	55,209	3,706	7.20%
14	Workers Compensation	-	-	-	-	-	-	-	0.00%
15	State Unemployment Taxes	1,638	69	106	99	135	111	5	4.47%
16	Retirement - TMRS	41,601	46,580	94,855	46,128	63,122	96,056	1,201	1.27%
17	Health Insurance	53,957	52,338	115,589	52,691	72,103	102,804	(12,785)	-11.06%
18	Dental Insurance	2,949	2,502	5,967	2,375	3,250	5,770	(197)	-3.30%
19	Life Insurance	317	456	1,377	675	923	1,332	(45)	-3.27%
20	ST/LT Disability Insurance	2,108	1,733	4,337	1,995	2,730	4,638	301	6.94%
21	Vision Insurance	706	541	1,288	555	760	1,247	(41)	-3.20%
22	AD&D	52	62	153	74	101	148	(5)	-3.27%
	1. Personnel	\$ 446,302	\$ 496,822	\$ 955,971	\$ 493,218	\$ 667,358	\$ 1,001,328	\$ 45,357	4.74%
23	Travel - Training & Conferences	\$ -	\$ 165	\$ 3,375	\$ 31	\$ 31	\$ 3,375	\$ -	0.00%
24	Mileage - Reimbursement	-	-	-	-	-	-	-	0.00%
25	Memberships and Dues	-	-	-	17	17	-	-	0.00%
26	Cell Phones/Pagers	(1,200)	236	1,500	225	300	1,500	-	0.00%
27	Lease Payments - Motor Vehicles	11,980	12,128	28,080	8,992	11,989	28,080	-	0.00%
28	Motor Vehicle Repair/Maint	2,102	8,800	2,500	2,085	2,500	2,500	-	0.00%
29	Other Equip Maint/Repair	70	428	600	600	600	600	-	0.00%
30	Office Equipment Rental	789	903	2,000	835	1,113	2,000	-	0.00%
31	Rental - Storage	-	-	-	-	-	-	-	0.00%
32	Legal Services	2,756	2,354	-	-	-	-	-	0.00%
33	Credit Card Fees	130,451	185,976	175,000	180,982	180,982	237,500	62,500	35.71%
34	Insurance & Bonds	200	200	200	200	200	200	-	0.00%
35	Bad Debt Collection Service	208,340	-	2,500	-	2,500	2,500	-	0.00%
36	Outside Printing	-	-	-	-	-	-	-	0.00%
37	Delivery/Courier Service	-	-	-	9	9	-	-	0.00%
38	Other Contract Services	-	-	-	-	-	-	-	0.00%
39	IT Software/System Fees	41,446	29,335	70,386	48,874	70,386	70,386	-	0.00%
40	IT Online Services	469	-	938	938	938	938	-	0.00%
41	Services - Utility Billing	30,796	16,760	40,000	30,397	40,000	40,000	-	0.00%
42	Services - Meter Testing	-	45	1,000	130	1,000	1,000	-	0.00%
43	COVID-19	19	-	2,000	-	-	-	(2,000)	-100.00%
44	Services - Meter Installation	-	9,425	-	31,096	31,096	-	-	0.00%
	2. Contractual Services	\$ 428,217	\$ 266,754	\$ 330,079	\$ 303,672	\$ 343,660	\$ 390,579	\$ 60,500	18.33%
45	Uniforms (Buy)	\$ 1,050	\$ 991	\$ 7,925	\$ 2,161	\$ 7,925	\$ 7,925	\$ -	0.00%
46	General Office Supplies	3,111	2,120	3,575	1,272	3,575	3,575	-	0.00%
47	Postage	36,618	35,157	30,000	30,076	35,000	30,000	-	0.00%
48	City Sponsored Event Supplies	577	133	-	128	128	-	-	0.00%
49	Medical Supplies	-	-	-	-	-	-	-	0.00%
50	Pesticides	-	17	-	-	-	-	-	0.00%
51	Minor Tools/Instruments	-	-	600	1,918	1,918	600	-	0.00%
52	Food/Meals	-	-	-	82	82	-	-	0.00%
53	Miscellaneous Supplies	803	821	250	236	236	250	-	0.00%

	Actual 2020-21	Actual 2021-22	Approved Budget 2022-23	Year to Date w/Encumbrance 6/30/2023	Current Year Estimate 2022-23	Council Approved Budget 2023-24	Approved \$ Increase(Decrease) From FY 2022-23 Approved Budget	Approved % Increase(Decrease) From FY 2022-23 Approved Budget
54 Office Furniture (<\$5K)	-	-	-	-	-	-	-	0.00%
55 Communication Equipment	-	-	-	-	-	-	-	0.00%
56 Computer Hardware	975	1,984	21,500	-	5,000	-	(21,500)	-100.00%
57 Other Office Equipment	-	-	-	-	-	-	-	0.00%
58 Other Field Equipment	-	30	-	722	722	-	-	0.00%
59 Fuel	7,187	9,311	13,700	6,085	8,113	13,700	-	0.00%
3. Commodities	\$ 50,321	\$ 50,564	\$ 77,550	\$ 42,680	\$ 62,699	\$ 56,050	\$ (21,500)	-27.72%
60 Computer Equipment	\$ -	\$ -	\$ -	\$ -	\$ -	\$ -	\$ -	0.00%
61 Motor Vehicles	-	-	-	-	-	-	-	0.00%
6. Non-CIP Capital Outlay	\$ -	\$ -	\$ -	\$ -	\$ -	\$ -	\$ -	0.00%
Total Utility Billing	\$ 924,840	\$ 814,140	\$ 1,363,600	\$ 839,569	\$ 1,073,716	\$ 1,447,957	\$ 84,357	6.19%

EXPENDITURES:

Line No.	WATER OPERATIONS								
1	Regular Full Time Wages	\$ 685,017	\$ 724,001	\$ 988,441	\$ 656,516	\$ 898,390	\$ 1,342,761	\$ 354,320	35.85%
2	Regular Part Time Wages	-	-	-	-	-	-	-	0.00%
3	Temporary/Seasonal Wages	-	-	-	-	-	-	-	0.00%
4	Overtime Wages	42,750	66,975	18,000	60,168	82,335	100,000	82,000	455.56%
5	On-Call Pay	-	-	8,000	5,900	-	10,000	2,000	25.00%
6	Vacation Leave	-	-	-	-	-	-	-	0.00%
7	Sick Leave - Regular	-	-	-	-	-	-	-	0.00%
8	Cost of Living Adjustment	-	-	-	-	-	-	-	0.00%
9	GW/Merit Increase	-	-	175,537	-	-	69,092	(106,445)	-60.64%
10	Longevity Pay	19,770	16,380	15,840	11,340	11,340	13,680	(2,160)	-13.64%
11	Car Allowance	-	-	-	-	-	3,000	3,000	0.00%
12	Language Incentive	-	-	-	-	-	-	-	0.00%
13	Certification Incentive	10,204	11,431	18,675	19,500	26,684	36,650	17,975	96.25%
14	Health Insurance Deductible	-	-	24,039	17,250	17,250	21,730	(2,309)	-9.61%
15	FICA/Social Security	55,387	59,479	96,169	55,937	76,546	120,501	24,332	25.30%
16	Workers Compensation	-	-	-	-	-	-	-	0.00%
17	State Unemployment Taxes	4,440	171	180	153	210	195	16	8.90%
18	Retirement - TMRS	98,892	105,869	165,643	98,445	134,715	209,656	44,013	26.57%
19	Health Insurance	120,079	123,909	180,409	92,002	125,897	181,679	1,270	0.70%
20	Dental Insurance	6,524	6,241	9,312	4,629	6,334	10,168	856	9.20%
21	Life Insurance	669	1,328	2,149	1,225	1,676	2,347	198	9.20%
22	ST/LT Disability Insurance	4,600	3,945	7,847	3,891	5,325	9,434	1,587	20.23%
23	Vision Insurance	1,443	1,182	2,013	963	1,318	2,197	184	9.16%
24	AD&D	120	124	185	134	183	197	12	6.47%
1. Personnel	\$ 1,049,896	\$ 1,121,035	\$ 1,712,437	\$ 1,028,054	\$ 1,388,204	\$ 2,133,286	\$ 420,849	24.58%	
25	Uniform Rental	\$ -	\$ -	\$ -	-	\$ -	\$ -	\$ -	0.00%
26	Travel - City Business	-	-	-	-	-	-	-	0.00%
27	Travel - Employee Recruitment	-	-	-	-	-	-	-	0.00%
28	Travel - Training & Conferences	5,807	7,271	9,500	8,907	9,500	21,250	11,750	123.68%
29	Mileage - Reimbursement	-	-	-	-	-	-	-	0.00%
30	Memberships and Dues	355	210	500	350	500	3,300	2,800	560.00%
31	Subscription and Books	-	-	-	-	-	-	-	0.00%
32	Light & Power	144,257	221,294	185,000	103,273	137,697	220,000	35,000	18.92%
33	Natural Gas/Propane	-	-	-	-	-	-	-	0.00%
34	Telephone System	-	-	-	-	-	-	-	0.00%
35	Cell Phones/Pagers	-	-	1,000	-	-	3,000	2,000	200.00%
36	Water/Sewer/Trash	-	-	-	-	-	-	-	0.00%
37	Radio Service/Lease	10,936	2,580	2,535	2,301	3,068	2,580	45	1.78%

		Actual 2020-21	Actual 2021-22	Approved Budget 2022-23	Year to Date w/Encumbrance 6/30/2023	Current Year Estimate 2022-23	Council Approved Budget 2023-24	Approved \$ Increase(Decrease) From FY 2022-23 Approved Budget	Approved % Increase(Decrease) From FY 2022-23 Approved Budget
38	Electrical Repairs	15,081	35,578	42,250	6,462	42,250	42,250	-	0.00%
39	Plumbing Repairs	-	-	-	-	-	-	-	0.00%
40	Water Distribution Maintenance	70,145	73,054	110,000	51,083	110,000	110,000	-	0.00%
41	Tap Install/Expense	-	-	-	-	-	-	-	0.00%
42	Misc Facility Repairs/Maint	-	-	-	-	-	-	-	0.00%
43	Janitorial Service - Contract	-	-	-	-	-	-	-	0.00%
44	Light Equipment Rental	-	7,136	-	-	-	-	-	0.00%
45	Motor Vehicle Rental	-	-	-	-	-	-	-	0.00%
46	Trucks/Heavy Equip Rental	-	-	-	-	-	-	-	0.00%
47	Lease Payments - Motor Vehicles	84,602	78,356	95,081	65,267	87,022	148,281	53,200	55.95%
48	Motor Vehicle Repair/Maint	9,154	7,172	20,000	5,158	20,000	20,000	-	0.00%
49	Repair/Maintenance - Minor	-	-	-	-	-	-	-	0.00%
50	Truck/Heavy Equipment Repair	21,347	14,356	25,000	23,340	25,000	35,000	10,000	40.00%
51	Body Shop Repairs	-	-	-	-	-	-	-	0.00%
52	Machine Tools Maint/Repair	-	-	-	-	-	-	-	0.00%
53	Pump & Motor Repair	29,198	98,528	90,000	30,041	90,000	90,000	-	0.00%
54	Electric Motor Repair	-	-	-	-	-	-	-	0.00%
55	Other Equip Maint/Repair	164	188	2,000	1,148	2,000	2,000	-	0.00%
56	Computer Equip Maint/Repair	-	-	-	-	-	-	-	0.00%
57	Office Equipment Rental	-	-	-	-	-	-	-	0.00%
58	Rental - Storage	198	1,237	300	66	300	300	-	0.00%
59	Legal Services	1,890	1,516	5,000	2,867	5,000	5,000	-	0.00%
60	Engineering Services	-	-	-	-	-	-	-	0.00%
61	Medical Services/Drug Testing	-	-	-	-	-	-	-	0.00%
62	Other Professional Services	-	-	19,400	5,770	19,400	12,000	(7,400)	-38.14%
63	EAA - Conservation	-	-	-	-	-	-	-	0.00%
64	Credit Card Fees	-	-	-	-	-	-	-	0.00%
65	Penalties & Interest	-	-	-	-	-	-	-	0.00%
66	Insurance & Bonds	-	-	-	-	-	-	-	0.00%
67	Outside Printing	-	1,057	-	106	106	-	-	0.00%
68	Delivery/Courier Service	273	791	-	1,545	1,545	1,000	1,000	0.00%
69	Public Notices	-	60	-	-	-	-	-	0.00%
70	Testing/Certification	2,032	13,889	10,000	5,062	10,000	10,000	-	0.00%
71	Other Contract Services	-	-	-	-	-	-	-	0.00%
72	Trash Collection Service	-	-	-	-	-	-	-	0.00%
73	Landscaping/Groundskeeping	-	-	-	-	-	-	-	0.00%
74	Water Storage/Distribution Repairs	28,225	14,725	35,000	7,055	35,000	35,000	-	0.00%
75	TCEQ Water Permit	24,452	23,780	35,000	34,253	34,253	37,000	2,000	5.71%
76	Emergency - Flood/Storm	17,592	57	-	-	-	-	-	0.00%
77	COVID-19	116	-	-	-	-	-	-	0.00%
78	Services-Consulting	-	25,000	-	-	-	-	-	0.00%
79	GBRA - I-35 Pipeline Debt Serv	-	-	-	-	-	-	-	0.00%
	2. Contractual Services	\$ 465,823	\$ 627,833	\$ 687,566	\$ 354,055	\$ 632,643	\$ 797,961	\$ 110,395	16.06%
80	Uniforms (Buy)	\$ 8,115	\$ 10,216	\$ 14,112	\$ 12,746	\$ 14,112	\$ 18,000	\$ 3,888	27.55%
81	General Office Supplies	992	972	-	88	88	750	750	0.00%
82	Cleaning Supplies	139	117	500	200	500	500	-	0.00%
83	Cleaning - Paper Products	-	-	-	-	-	-	-	0.00%
84	Postage	44	143	250	12	250	250	-	0.00%
85	Street Repair Materials	-	-	-	-	-	-	-	0.00%
86	Safety Signs and Barricades	798	-	-	-	-	-	-	0.00%
87	Building Materials	1,795	3,286	6,000	667	3,000	6,000	-	0.00%
88	Clamps	-	-	-	-	-	-	-	0.00%
89	Sand and Gravel	7,684	6,317	12,000	7,259	12,000	15,000	3,000	25.00%
90	Water Lines	-	-	-	-	-	-	-	0.00%

		Actual 2020-21	Actual 2021-22	Approved Budget 2022-23	Year to Date w/Encumbrance 6/30/2023	Current Year Estimate 2022-23	Council Approved Budget 2023-24	Approved \$ Increase(Decrease) From FY 2022-23 Approved Budget	Approved % Increase(Decrease) From FY 2022-23 Approved Budget
91	Electrical/Plumbing Supplies	8,785	15,681	12,000	4,454	12,000	14,000	2,000	16.67%
92	Machine Fabricated Parts	-	-	-	-	-	-	-	0.00%
93	Miscellaneous Hardware	-	-	-	-	-	-	-	0.00%
94	City Sponsored Event Supplies	-	10	200	-	200	200	-	0.00%
95	Fire Prevention Supplies	253	200	324	-	324	400	76	23.46%
96	Laboratory Supplies	-	-	-	-	-	-	-	0.00%
97	Medical Supplies	238	242	500	193	500	500	-	0.00%
98	Chemicals	21,263	24,768	25,000	11,215	25,000	28,000	3,000	12.00%
99	Pesticides	-	-	-	-	-	-	-	0.00%
100	Botanical/Landscape	825	-	2,000	335	2,000	2,000	-	0.00%
101	Minor Tools/Instruments	8,660	16,308	12,000	3,947	12,000	15,000	3,000	25.00%
102	Miscellaneous Occasions Supplies	217	287	360	275	275	360	-	0.00%
103	Food/Meals	-	54	-	-	-	-	-	0.00%
104	Miscellaneous Supplies	486	2,397	3,000	1,971	3,000	4,000	1,000	33.33%
105	Office Furniture (<\$5K)	-	-	-	-	-	750	750	0.00%
106	Communication Equipment	256	1,014	1,500	626	1,500	1,500	-	0.00%
107	Computer Hardware	3,082	3,918	13,833	5,972	13,833	15,083	1,250	9.04%
108	Computer Software	-	-	-	-	-	-	-	0.00%
109	Instruments/Apparatus	13,817	13,042	27,500	26,103	27,500	37,500	10,000	36.36%
110	General Electronic Equipment	-	-	-	-	-	-	-	0.00%
111	Street Maintenance Equipment	-	-	-	-	-	-	-	0.00%
112	Fire Hydrants	12,045	11,061	12,000	5,176	12,000	16,000	4,000	33.33%
113	Water Meters/Meter Supplies	297,366	369,137	475,000	351,319	475,000	575,000	100,000	21.05%
114	Facility Maintenance Tools	-	-	-	-	-	-	-	0.00%
115	Other Field Equipment	3,293	17,547	46,000	18,052	46,000	23,750	(22,250)	-48.37%
116	Equipment - Radio	756	8,892	25,790	-	25,790	-	(25,790)	-100.00%
117	Fuel	27,995	42,748	32,340	23,889	32,340	40,000	7,660	23.69%
118	Cross Connections & Backflow Prevention Program	-	-	-	-	-	30,000	30,000	0.00%
3.	Commodities	\$ 418,904	\$ 548,357	\$ 722,209	\$ 474,499	\$ 719,212	\$ 844,543	\$ 122,334	16.94%
119	Office Furniture (>\$5K)	\$ -	\$ -	\$ -	-	\$ -	\$ -	\$ -	0.00%
120	Communication Equipment	-	-	-	-	-	-	-	0.00%
121	Machine Tools/Apparatus	-	-	-	-	-	-	-	0.00%
122	Light Equipment	-	23,783	-	-	-	-	-	0.00%
123	Motor Vehicles	-	-	-	-	-	-	-	0.00%
124	Heavy Equipment	27,650	-	165,000	139,085	139,085	-	(165,000)	-100.00%
125	Other Equipment	25,809	38,660	-	-	-	50,000	50,000	0.00%
126	Water/Sewer Mains or Lines	-	-	-	-	-	-	-	0.00%
127	Water Meters	-	-	-	-	-	-	-	0.00%
128	Water Wells & Pumps	-	-	-	-	-	-	-	0.00%
129	Capital Improv - Construction	-	-	-	-	-	-	-	0.00%
130	Building Improvements	-	-	-	-	-	-	-	0.00%
6.	Non-CIP Capital Outlay	\$ 53,459	\$ 62,443	\$ 165,000	\$ 139,085	\$ 139,085	\$ 50,000	\$ (115,000)	-69.70%
131	Interfund Transfers Out	\$ -	\$ -	\$ -	-	\$ -	\$ -	\$ -	0.00%
132	Transfer Out - General Fund	650,000	650,000	650,000	650,000	650,000	650,000	-	0.00%
133	Transfer Out - Water CIP	3,000,000	550,000	500,000	500,000	500,000	500,000	-	0.00%
134	Transfer Out - Comm Develop	-	-	-	-	-	-	-	0.00%
135	Transfer Out - Debt Service	254,551	-	257,982	257,982	257,982	398,326	140,344	54.40%
136	Transfer Out - Computer/Equipment Replacement	-	-	-	-	-	-	-	0.00%
137	Transfer Out - Fleet Replacement	-	-	-	-	-	-	-	0.00%
138	Transfer Out - Facility Maintenance	-	-	-	-	-	-	-	0.00%
139	Transfer Out - 2015 GO Bond Fund	-	-	-	-	-	-	-	0.00%
140	Transfer Out - Heroes Memorial Fund	-	99,002	-	-	-	-	-	0.00%
141	Transfer Out - GF/CIP Stagecoach Road	-	-	-	-	-	-	-	0.00%

	Actual 2020-21	Actual 2021-22	Approved Budget 2022-23	Year to Date w/Encumbrance 6/30/2023	Current Year Estimate 2022-23	Council Approved Budget 2023-24	Approved \$ Increase(Decrease) From FY 2022-23 Approved Budget	Approved % Increase(Decrease) From FY 2022-23 Approved Budget
142 Transfer Out - WW Impact Fees CIP	3,839,000	-	-	-	-	-	-	0.00%
143 Transfer Out - Water Impact Fees CIP	-	4,500,000	-	-	-	-	-	0.00%
7. Transfers	\$ 7,743,551	\$ 5,799,002	\$ 1,407,982	\$ 1,407,982	\$ 1,407,982	\$ 1,548,326	\$ 140,344	9.97%
Total Water Operations	\$ 9,731,633	\$ 8,158,671	\$ 4,695,195	\$ 3,403,675	\$ 4,287,126	\$ 5,374,117	\$ 678,922	14.46%

EXPENDITURES:

Line No.	WATER SUPPLY								
1	Legal Services	\$ -	\$ -	\$ -	\$ 193	\$ 193	\$ -	\$ -	0.00%
2	Engineering Services	-	-	-	-	-	-	-	0.00%
3	Water Supply Development	-	-	-	-	-	-	-	0.00%
4	Insurance & Bonds	-	-	-	-	-	-	-	0.00%
5	Advertising	-	-	-	-	-	-	-	0.00%
6	ARWA Carrizo Wilcox Study	-	-	-	-	-	-	-	0.00%
7	ARWA O&M Expenses	683,123	732,420	800,000	451,894	800,000	800,000	-	0.00%
8	ARWA Capital	-	-	-	-	-	-	-	0.00%
9	ARWA Debt Payment	2,394,863	3,382,157	3,728,503	2,793,493	3,728,503	3,728,503	-	0.00%
10	Training Services	-	-	-	-	-	-	-	0.00%
11	Testing/Certification	17,570	23,162	47,000	15,105	47,000	47,000	-	0.00%
12	Landscaping/Groundskeeping	-	-	-	-	-	-	-	0.00%
13	Edwards Aquifer Authority	36,294	174,082	58,300	36,294	58,300	58,300	-	0.00%
14	Barton Springs EAC District	218,025	92,856	238,500	87,638	238,500	238,500	-	0.00%
15	Mgmt Fees (EAA/NBU)	-	-	-	-	-	-	-	0.00%
16	GBRA-RW Reservation Fee	824,615	858,180	898,095	673,571	898,095	898,095	-	0.00%
17	GBRA - Raw Capacity Charge	-	-	-	-	-	-	-	0.00%
18	GBRA - Raw Water O&M	337,072	504,271	798,609	535,657	714,209	798,609	-	0.00%
19	GBRA Grant Contribution	5,148	5,148	5,148	5,148	8,825	5,148	-	0.00%
20	GBRA - I-35 Pipeline O & M	269,677	361,771	441,532	282,246	376,329	441,532	-	0.00%
21	GBRA - WTP O & M	482,134	543,282	714,981	484,580	646,106	714,981	-	0.00%
22	EAA Lease (NBU)	-	-	-	-	-	-	-	0.00%
23	Lease - Other Water Rights	-	-	-	-	-	-	-	0.00%
24	San Marcos-Treated Wtr Supply	1,200	8,122	16,200	56,890	56,890	16,200	-	0.00%
25	Water Rights - Carrizo Wilcox	-	-	-	-	-	-	-	0.00%
26	GBRA - WTP Debt Service	307,230	304,033	305,080	229,127	305,503	305,080	-	0.00%
27	GBRA - I-35 Pipeline Debt Serv	542,774	542,774	545,000	407,081	542,774	545,000	-	0.00%
28	GBRA - RRWDS Debt Service	348,665	337,928	340,000	253,446	337,928	340,000	-	0.00%
2. Contractual Services	\$ 6,468,390	\$ 7,870,185	\$ 8,936,948	\$ 6,312,362	\$ 8,759,154	\$ 8,936,948	\$ -	0.00%	
29	Water Well & Pumps	\$ -	\$ -	\$ -	\$ -	\$ -	\$ -	\$ -	0.00%
30	Capital Improv - Construction	-	-	-	-	-	-	-	0.00%
31	Easement Acquisition/Purchase	-	-	-	-	-	-	-	0.00%
32	Engineering Services - Capital Outlay	-	-	-	-	-	-	-	0.00%
6. Non-CIP Capital Outlay	\$ -	\$ -	\$ -	\$ -	\$ -	\$ -	\$ -	\$ -	0.00%
Total Water Supply	\$ 6,468,390	\$ 7,870,185	\$ 8,936,948	\$ 6,312,362	\$ 8,759,154	\$ 8,936,948	\$ -	0.00%	
TOTAL EXPENDITURES:	\$ 18,086,825	\$ 18,119,925	\$ 16,802,965	\$ 11,615,400	\$ 15,559,641	\$ 17,661,692	\$ 858,727	5.11%	
TOTAL REVENUE & TRANSFERS-IN IN EXCESS (DEFICIT) OVER EXPENDITURES	\$ (3,366,978)	\$ (893,849)	\$ (257,865)	\$ 338,824	\$ 482,636	\$ (127,692)			
ADJUSTMENT PER AUDIT FOR RESTRICTED FUNDS	\$ 1,005,363	\$ 179,056							
ESTIMATED ENDING FUND BALANCE	\$ 10,350,909	\$ 9,636,116	\$ 9,378,251	\$ 9,974,940	\$ 10,118,753	\$ 9,991,061			



Wastewater Utility Fund Summary & Line-Item Detail

Approved Budget
Fiscal Year 2023-2024

City Council Budget Worksession No. 5

September 19, 2023

City of Kyle, Texas
Fund Summary Budget Status Report
WASTEWATER UTILITY FUND (3110)

	<u>Actual 2020-21</u>	<u>Actual 2021-22</u>	<u>Approved Budget 2022-23</u>	<u>Year to Date w/Encumbrance 6/30/2023</u>	<u>Current Year Estimate 2022-23</u>	<u>Council Approved Budget 2023-24</u>	<u>Approved \$ Increase(Decrease) From FY 2022-23 Approved Budget</u>	<u>Approved % Increase(Decrease) From FY 2022-23 Approved Budget</u>
BEGINNING FUND BALANCE	\$ 3,782,269	\$ 5,081,949	\$ 9,131,982	\$ 9,131,982	\$ 9,131,982	\$ 8,263,405		
REVENUE:								
1 Wastewater Service Charges	\$ 9,844,993	\$ 10,061,907	\$ 10,231,200	\$ 7,763,562	\$ 10,360,338	\$ 10,887,800	\$ 656,600	6.42%
2 Misc Wastewater Charges	220,368	328,983	235,000	379,277	410,163	235,000	-	0.00%
3 Interest and Other	20,071	25,333	20,000	16,906	20,000	20,000	-	0.00%
TOTAL REVENUE:	<u>\$ 10,085,431</u>	<u>\$ 10,416,223</u>	<u>\$ 10,486,200</u>	<u>\$ 8,159,745</u>	<u>\$ 10,790,501</u>	<u>\$ 11,142,800</u>	<u>\$ 656,600</u>	<u>6.26%</u>
TRANSFERS IN:								
4 Transfer In	\$ -	\$ -	\$ -	\$ -	\$ -	\$ -	\$ -	0.00%
TOTAL TRANSFERS IN:	<u>\$ -</u>	<u>\$ -</u>	<u>\$ -</u>	<u>\$ -</u>	<u>\$ -</u>	<u>\$ -</u>	<u>\$ -</u>	<u>0.00%</u>
TOTAL REVENUE AND TRANSFERS IN:	<u>\$ 10,085,431</u>	<u>\$ 10,416,223</u>	<u>\$ 10,486,200</u>	<u>\$ 8,159,745</u>	<u>\$ 10,790,501</u>	<u>\$ 11,142,800</u>	<u>\$ 656,600</u>	<u>6.26%</u>
EXPENDITURES:								
5 Administration	\$ 675,698	\$ 836,043	\$ 1,077,557	\$ 685,282	\$ 925,403	\$ 1,116,082	\$ 38,525	3.58%
6 Engineering	134,528	291,178	504,196	381,871	454,940	705,940	201,744	40.01%
7 Utility Billing	487,979	537,919	653,537	512,989	616,916	770,295	116,759	17.87%
8 Wastewater Operations	861,912	1,201,503	1,814,779	1,018,506	1,714,544	1,617,210	(197,570)	-10.89%
9 WW Treatment Plant Operations	1,228,547	2,092,788	2,431,547	1,291,900	1,954,116	2,789,940	358,393	14.74%
10 Non-Departmental	34,690	146,162	180,563	56,396	56,896	136,518	(44,045)	-24.39%
11 Facility Maintenance	21,135	30,297	68,475	24,571	67,980	60,975	(7,500)	-10.95%
12 2020 Series GO Interest	-	-	1,145,200	286,300	1,145,200	1,129,600	(15,600)	-1.36%
13 2020 Series GO Principal	-	-	520,000	-	520,000	535,000	15,000	2.88%
TOTAL EXPENDITURES:	<u>\$ 3,444,488</u>	<u>\$ 5,135,891</u>	<u>\$ 8,395,853</u>	<u>\$ 4,257,814</u>	<u>\$ 7,455,994</u>	<u>\$ 8,861,559</u>	<u>\$ 465,706</u>	<u>5.55%</u>
TRANSFERS OUT:								
14 Transfers Out - General Fund	\$ 650,000	\$ 650,000	\$ 650,000	\$ 650,000	\$ 650,000	\$ 650,000	\$ -	0.00%
15 Transfers Out - CIP	2,500,000	475,269	500,000	500,000	500,000	500,000	-	0.00%
16 Transfers Out - CIP WW Impact Fee	-	1,500,000	-	-	-	-	-	0.00%
17 Transfers Out - Debt Service	1,696,664	-	1,705,682	40,332	40,332	62,173	(1,643,509)	-96.35%
18 Transfers Out - 2015 GO Bond Fund	-	-	-	-	-	-	-	0.00%
19 Transfer Out - WWTP 2020 CO	-	-	3,012,751	3,012,751	3,012,751	-	(3,012,751)	-100.00%
TOTAL TRANSFERS OUT:	<u>\$ 4,846,664</u>	<u>\$ 2,625,269</u>	<u>\$ 5,868,433</u>	<u>\$ 4,203,083</u>	<u>\$ 4,203,083</u>	<u>\$ 1,212,173</u>	<u>\$ (4,656,260)</u>	<u>-79.34%</u>
TOTAL EXPENDITURES & TRANSFERS OUT	<u>\$ 8,291,152</u>	<u>\$ 7,761,160</u>	<u>\$ 14,264,286</u>	<u>\$ 8,460,897</u>	<u>\$ 11,659,077</u>	<u>\$ 10,073,732</u>	<u>\$ (4,190,554)</u>	<u>-29.38%</u>
TOTAL REVENUE & TRANSFERS-IN IN EXCESS (DEFICIT) OVER EXPENDITURES	<u>\$ 1,794,278</u>	<u>\$ 2,655,064</u>	<u>\$ (3,778,086)</u>	<u>\$ (301,151)</u>	<u>\$ (868,577)</u>	<u>\$ 1,069,068</u>		
ADJUSTMENT PER AUDIT FOR RESTRICTED FUNDS	<u>\$ (494,599)</u>	<u>\$ 1,394,969</u>						
ESTIMATED ENDING FUND BALANCE	<u>\$ 5,081,949</u>	<u>\$ 9,131,982</u>	<u>\$ 5,353,895</u>	<u>\$ 8,830,830</u>	<u>\$ 8,263,405</u>	<u>\$ 9,332,473</u>		

**City of Kyle, Texas
Fund Summary Budget Status Report
WASTEWATER UTILITY FUND (3110)**

	<u>Actual 2020-21</u>	<u>Actual 2021-22</u>	<u>Approved Budget 2022-23</u>	<u>Year to Date w/Encumbrance 6/30/2023</u>	<u>Current Year Estimate 2022-23</u>	<u>Council Approved Budget 2023-24</u>	<u>Approved \$ Increase(Decrease) From FY 2022-23 Approved Budget</u>	<u>Approved % Increase(Decrease) From FY 2022-23 Approved Budget</u>	
BEGINNING FUND BALANCE	\$ 3,782,269	\$ 5,081,949	\$ 9,131,982	\$ 9,131,982	\$ 9,131,982	\$ 8,263,405			
REVENUE:									
Line No.	Wastewater Service Charges								
1	Min. Monthly Charge - WW	\$ 2,635,742	\$ 2,785,844	\$ 2,899,300	\$ 2,335,514	\$ 3,114,019	\$ 3,093,553	\$ 194,253	6.70%
2	Wastewater Volume Charges	6,309,418	6,898,003	6,940,400	5,234,140	6,978,853	7,402,747	462,347	6.66%
3	Wastewater Service Taps	799,767	301,682	250,000	143,920	191,893	250,000	-	0.00%
4	Reconnect Fees	-	-	30,000	-	-	30,000	-	0.00%
5	Wastewater Service Charges	95,562	66,234	100,000	47,237	62,983	100,000	-	0.00%
6	System-wide Rate Increase (3.0%)	-	-	-	-	-	-	-	0.00%
7	Lift Station Hays CISD	3,933	3,694	5,000	1,719	5,000	5,000	-	0.00%
8	Pump & Haul Processing & Monitoring Fee	-	6,000	5,000	-	5,000	5,000	-	0.00%
9	Misc. Wastewater Revenue	228	-	1,500	(58)	1,500	1,500	-	0.00%
10	Wastewater Transfer Fee	342	450	-	1,090	1,090	-	-	0.00%
	Total Wastewater Service Charges	\$ 9,844,993	\$ 10,061,907	\$ 10,231,200	\$ 7,763,562	\$ 10,360,338	\$ 10,887,800	\$ 656,600	6.42%
Misc Wastewater Charges									
11	Late Payment Penalties	\$ 165,141	\$ 258,770	\$ 175,000	\$ 317,505	\$ 317,505	\$ 175,000	\$ -	0.00%
12	Late Payment Interests	-	-	-	-	-	-	-	0.00%
13	Electronic Pmt Processing Fee	55,227	70,214	60,000	61,772	92,658	60,000	-	0.00%
	Total Misc Wastewater Charges	\$ 220,368	\$ 328,983	\$ 235,000	\$ 379,277	\$ 410,163	\$ 235,000	\$ -	0.00%
Interest and Other									
14	Billable City Work Revenue	\$ -	\$ -	\$ -	\$ -	\$ -	\$ -	\$ -	0.00%
15	Investment Income	-	-	-	-	-	-	-	0.00%
16	Sell - Assets	-	-	-	-	-	-	-	0.00%
17	Misc Revenue-Scrap Sales	-	-	-	-	-	-	-	0.00%
18	Refunds and Reimbursement	70	5,333	-	-	-	-	-	0.00%
19	Cost Reimbursement - Plum Creek Reuse PS	20,000	20,000	20,000	16,906	20,000	20,000	-	0.00%
	Total Interest and Other	\$ 20,071	\$ 25,333	\$ 20,000	\$ 16,906	\$ 20,000	\$ 20,000	\$ -	0.00%
TOTAL REVENUE:	\$ 10,085,431	\$ 10,416,223	\$ 10,486,200	\$ 8,159,745	\$ 10,790,501	\$ 11,142,800	\$ 656,600	6.26%	
Transfer Revenue									
20	Transfer In - CIP	\$ -	\$ -	\$ -	\$ -	\$ -	\$ -	\$ -	0.00%
21	Transfer In - General Fund	-	-	-	-	-	-	-	0.00%
22	Transfer In - Wastewater CIP	-	-	-	-	-	-	-	0.00%
23	Transfer In - 2010 CO Bond Fund	-	-	-	-	-	-	-	0.00%
24	Transfer In - Wastewater Impact	-	-	-	-	-	-	-	0.00%
	Total Transfer Revenue	\$ -	\$ -	\$ -	\$ -	\$ -	\$ -	\$ -	0.00%
TOTAL REVENUE AND TRANSFER IN	\$ 10,085,431	\$ 10,416,223	\$ 10,486,200	\$ 8,159,745	\$ 10,790,501	\$ 11,142,800	\$ 656,600	6.26%	

		Actual	Actual	Approved	Year to Date	Current Year	Council	Approved \$	Approved %
		2020-21	2021-22	Budget	w/Encumbrance	Estimate	Approved	Increase(Decrease)	Increase(Decrease)
				2022-23	6/30/2023	2022-23	Budget	From FY 2022-23	From FY 2022-23
							2023-24	Approved Budget	Approved Budget
EXPENDITURES:									
Line	ENGINEERING								
No.									
1	Regular Full Time Wages	\$ 94,033	\$ 143,542	\$ 184,179	\$ 134,563	\$ 184,139	\$ 252,830	\$ 68,651	37.27%
2	Overtime Wages	-	48	-	156	156	-	-	0.00%
3	Vacation Leave	-	-	-	-	-	-	-	0.00%
4	Sick Leave - Regular	-	-	-	-	-	-	-	0.00%
5	Cost of Living Adjustment	-	-	-	-	-	-	-	0.00%
6	GW/Merit Increase	-	-	32,140	-	-	12,976	(19,164)	-59.63%
7	Longevity Pay	791	994	1,286	1,001	1,001	1,466	180	14.00%
8	Car Allowance	-	58	1,500	1,096	-	1,500	-	0.00%
9	Language Incentive	-	-	-	-	-	-	-	0.00%
10	Health Insurance Deductible	-	-	2,869	2,125	2,125	2,875	6	0.21%
11	FICA/Social Security	6,913	10,728	16,958	10,128	13,859	20,562	3,604	21.25%
12	Workers Compensation	-	-	-	-	-	-	-	0.00%
13	State Unemployment Taxes	283	66	19	22	30	26	7	34.21%
14	Retirement - TMRS	12,326	18,656	29,233	17,883	24,471	35,774	6,541	22.38%
15	Health Insurance	4,690	11,240	21,532	9,763	13,360	23,971	2,440	11.33%
16	Dental Insurance	256	566	1,111	443	606	1,345	234	21.06%
17	Life Insurance	51	146	257	169	231	311	54	21.01%
18	ST/LT Disability Insurance	619	803	1,437	758	1,037	1,742	305	21.25%
19	Vision Insurance	61	131	240	104	142	291	50	20.92%
20	AD&D	6	19	29	17	23	35	6	20.69%
	1. Personnel	\$ 120,029	\$ 186,996	\$ 292,789	\$ 178,227	\$ 241,180	\$ 355,703	\$ 62,914	21.49%
21	Travel - Training & Conferences	\$ 262	\$ 250	\$ 500		\$ 500	\$ 750	\$ 250	50.00%
22	Mileage - Reimbursement							-	0.00%
23	Memberships and Dues	40	20	125		125	125	-	0.00%
24	Subscription and Books	-	-	-		-	-	-	0.00%
25	Cell Phones/Pagers							-	0.00%
26	Lease Payments - Motor Vehicles	-	-	-		-	-	-	0.00%
27	Motor Vehicle Repair/Maint							-	0.00%
28	Legal Services	-	193	-		-	-	-	0.00%
29	Engineering Services	5,740	96,080	203,920	194,856	203,920	250,000	46,080	22.60%
30	County Recording Fees							-	0.00%
31	Outside Printing	-	-	-		-	-	-	0.00%
32	Delivery/Courier Service	-	-	-		-	-	-	0.00%
33	Advertising	-	-	-		-	-	-	0.00%
34	Public Notices	-	928	-		-	-	-	0.00%
35	Testing/Certification							-	0.00%
36	Other Contract Services						90,000	90,000	0.00%
37	IT Software/System Fees	8,393	6,712	5,363	8,715	8,715	5,363	-	0.00%
38	TCEQ Permit						-	-	0.00%
39	Services - Engineering						-	-	0.00%
40	Services - MS4 Compliance						-	-	0.00%
41	Services - Grant Writer						-	-	0.00%
	2. Contractual Services	\$ 14,435	\$ 104,182	\$ 209,908	\$ 203,571	\$ 213,260	\$ 346,238	\$ 136,330	64.95%

	Actual 2020-21	Actual 2021-22	Approved Budget 2022-23	Year to Date w/Encumbrance 6/30/2023	Current Year Estimate 2022-23	Council Approved Budget 2023-24	Approved \$ Increase(Decrease) From FY 2022-23 Approved Budget	Approved % Increase(Decrease) From FY 2022-23 Approved Budget
42 Uniforms (Buy)	\$ -	\$ -	\$ 125	\$ -	\$ 125	\$ 375	\$ 250	200.00%
43 General Office Supplies	63	-	375	73	375	625	250	66.67%
44 Postage	-	-	-	-	-	-	-	0.00%
45 Training Supplies	-	-	-	-	-	-	-	0.00%
46 Food/Meals	-	-	-	-	-	-	-	0.00%
47 Miscellaneous Supplies	-	-	-	-	-	-	-	0.00%
48 Office Furniture (<\$5K)	-	-	375	-	-	1,125	750	200.00%
49 Computer Hardware	-	-	625	-	-	1,875	1,250	200.00%
50 Computer Software	-	-	-	-	-	-	-	0.00%
51 Sampling Equipment	-	-	-	-	-	-	-	0.00%
52 Fuel	-	-	-	-	-	-	-	0.00%
3. Commodities	\$ 63	\$ -	\$ 1,500	\$ 73	\$ 500	\$ 4,000	\$ 2,500	166.67%
53 Computer Equipment	\$ -	\$ -	\$ -	\$ -	\$ -	\$ -	\$ -	0.00%
54 Computer Software	-	-	-	-	-	-	-	0.00%
55 Street/Drain/Sidewalk/Bridge	-	-	-	-	-	-	-	0.00%
56 Engineering Svc-Capital Outlay	-	-	-	-	-	-	-	0.00%
6. Non-CIP Capital Outlay	\$ -	\$ -	\$ -	\$ -	\$ -	\$ -	\$ -	0.00%
Total Engineering	\$ 134,528	\$ 291,178	\$ 504,196	\$ 381,871	\$ 454,940	\$ 705,940	\$ 201,744	40.01%

EXPENDITURES:

Line No.	NON-DEPARTMENTAL								
1	Pay Parity (Non-Civil Svc)	\$ -	\$ -	\$ 112,569	\$ -	\$ -	\$ 36,489	\$ (76,080)	-67.59%
2	Vacation Leave - Accrual	6,433	113,828	-	-	-	-	-	0.00%
3	Workers Compensation Insurance	10,534	10,148	16,003	17,888	17,888	18,503	2,500	15.62%
4	State Unemployment Taxes	-	-	500	-	500	500	-	0.00%
5	Health Insurance Payroll Reconciliation Adjustment	-	-	-	-	-	29,535	29,535	0.00%
1. Personnel	\$ 16,968	\$ 123,976	\$ 129,072	\$ 17,888	\$ 18,388	\$ 85,027	\$ (44,045)	-34.12%	
6	Tuition Reimbursement	\$ -	\$ -	\$ 2,500	\$ -	\$ -	\$ 2,500	\$ -	0.00%
7	Cell Phones/Pagers	(5,533)	-	10,000	-	-	10,000	-	0.00%
8	Wireless Data Services	-	-	-	-	-	-	-	0.00%
9	Audit Services	15,000	5,548	20,000	20,000	20,000	20,000	-	0.00%
10	Insurance & Bonds	19,800	16,639	18,991	18,508	18,508	18,991	-	0.00%
11	Services - Accounting/Financial	-	-	-	-	-	-	-	0.00%
12	COVID-19 (CRF-Grant Reimbursement)	(11,544)	-	-	-	-	-	-	0.00%
2. Contractual Services	\$ 17,722	\$ 22,186	\$ 51,491	\$ 38,508	\$ 38,508	\$ 51,491	\$ -	0.00%	
Total Non-Departmental	\$ 34,690	\$ 146,162	\$ 180,563	\$ 56,396	\$ 56,896	\$ 136,518	\$ (44,045)	-24.39%	

		Actual 2020-21	Actual 2021-22	Approved Budget 2022-23	Year to Date w/Encumbrance 6/30/2023	Current Year Estimate 2022-23	Council Approved Budget 2023-24	Approved \$ Increase(Decrease) From FY 2022-23 Approved Budget	Approved % Increase(Decrease) From FY 2022-23 Approved Budget
EXPENDITURES:									
Line No.	PUBLIC WORKS BUILDING								
1	Annual Facility Lease	\$ -	\$ -	\$ -	\$ -	\$ -	\$ -	\$ -	0.00%
2	Light & Power	5,345	6,831	6,000	2,595	3,460	6,000	-	0.00%
3	Natural Gas/Propane	1,085	2,314	2,000	2,300	3,067	2,000	-	0.00%
4	Telephone System	1,092	1,012	4,000	993	1,324	4,000	-	0.00%
5	Cell Phones/Pagers	-	-	-	-	-	-	-	0.00%
6	Internet Service	3,787	3,479	2,500	2,066	2,755	2,500	-	0.00%
7	Water/Sewer/Trash	-	-	-	-	-	-	-	0.00%
8	Roofing Repairs	-	-	-	-	-	-	-	0.00%
9	Electrical Repairs	-	-	-	-	-	-	-	0.00%
10	Heating/Cooling Repairs	742	2,175	1,500	316	1,500	1,500	-	0.00%
11	Plumbing Repairs	5,089	-	-	-	-	-	-	0.00%
12	Carpentry/Painting	-	-	-	-	-	-	-	0.00%
13	Concrete Masonry	-	-	-	-	-	-	-	0.00%
14	Grounds Maintenance/Repair	-	-	-	-	-	-	-	0.00%
15	Misc Facility Repairs/Maint	1,089	2,949	2,125	3,560	3,560	2,125	-	0.00%
16	Janitorial Service - Contract	-	-	-	-	-	-	-	0.00%
17	Other Contract Services	-	-	-	-	-	-	-	0.00%
18	Trash Collection Service	-	-	-	-	-	-	-	0.00%
19	Landscaping/Groundskeeping	-	-	-	-	-	-	-	0.00%
20	Services - Pest Control	-	-	-	-	-	-	-	0.00%
21	Services - Security	2,074	8,320	29,000	9,804	29,000	29,000	-	0.00%
	2. Contractual Services	\$ 20,304	\$ 27,079	\$ 47,125	\$ 21,635	\$ 44,666	\$ 47,125	\$ -	0.00%
22	Cleaning Supplies	\$ 446	\$ 2,066	\$ 250	\$ 2,314	\$ 2,314	\$ 250	\$ -	0.00%
23	Cleaning - Paper Products	322	77	400	-	400	400	-	0.00%
24	Safety Signs and Barricades	-	-	-	-	-	-	-	0.00%
25	Building Materials	-	-	-	-	-	-	-	0.00%
26	Electrical/Plumbing Supplies	-	1,074	300	622	600	300	-	0.00%
27	Machine Fabricated Parts	-	-	-	-	-	-	-	0.00%
28	Miscellaneous Hardware	63	-	400	-	-	400	-	0.00%
29	Medical Supplies	-	-	-	-	-	-	-	0.00%
30	Pesticides	-	-	-	-	-	-	-	0.00%
31	Minor Tools/Instruments	-	-	-	-	-	-	-	0.00%
	3. Commodities	\$ 831	\$ 3,218	\$ 1,350	\$ 2,936	\$ 3,314	\$ 1,350	\$ -	0.00%
32	Building Improvements	\$ -	\$ -	\$ 20,000	\$ -	\$ 20,000	\$ 12,500	\$ (7,500)	-37.50%
	6. Non-CIP Capital Outlay	\$ -	\$ -	\$ 20,000	\$ -	\$ 20,000	\$ 12,500	\$ (7,500)	-37.50%
	Total Public Works Building	\$ 21,135	\$ 30,297	\$ 68,475	\$ 24,571	\$ 67,980	\$ 60,975	\$ (7,500)	-10.95%

EXPENDITURES:		Actual	Actual	Approved	Year to Date	Current Year	Council	Approved \$	Approved %
		2020-21	2021-22	Budget	w/Encumbrance	Estimate	Approved	Increase(Decrease)	Increase(Decrease)
				2022-23	6/30/2023	2022-23	Budget	From FY 2022-23	From FY 2022-23
							2023-24	Approved Budget	Approved Budget
EXPENDITURES:									
Line No.	GENERAL DEBT I&S								
1	Penalties & Interest	\$ -	\$ -	\$ -	\$ -	\$ -	\$ -	\$ -	0.00%
	2. Contractual Services	\$ -	\$ -	\$ -	\$ -	\$ -	\$ -	\$ -	0.00%
2	2020 Series GO Interest	\$ -	\$ -	\$ 1,145,200	\$ 286,300	\$ 1,145,200	\$ 1,129,600	\$ (15,600)	-1.36%
3	2020 Series GO Principal - Long-term Debt Payable	-	-	520,000	-	520,000	535,000	15,000	2.88%
	7. Debt Service	\$ -	\$ -	\$ 1,665,200	\$ 286,300	\$ 1,665,200	\$ 1,664,600	\$ (600)	-0.04%
	Total General Debt I&S	\$ -	\$ -	\$ 1,665,200	\$ 286,300	\$ 1,665,200	\$ 1,664,600	\$ (600)	-0.04%

EXPENDITURES:									
Line No.	ADMINISTRATION								
1	Regular Full Time Wages	\$ 453,545	\$ 585,458	\$ 599,594	\$ 455,924	\$ 623,896	\$ 714,328	\$ 114,734	19.14%
2	Regular Part Time Wages	-	-	-	-	-	-	-	0.00%
3	Temporary/Seasonal Wages	-	1,911	-	-	-	-	-	0.00%
4	Overtime Wages	3,339	2,855	2,940	2,238	3,062	2,000	(940)	-31.97%
5	TMRS Contribution Benefit (CM)	5,250	6,143	5,338	716	980	5,775	437	8.19%
6	Vacation Leave	-	-	-	-	-	-	-	0.00%
7	Sick Leave - Regular	-	-	-	-	-	-	-	0.00%
8	Cost of Living Adjustment	-	-	-	-	-	-	-	0.00%
9	GW/Merit Increase	-	-	106,029	-	-	42,410	(63,619)	-60.00%
10	Longevity Pay	6,683	9,695	13,933	8,408	8,408	9,401	(4,532)	-32.53%
11	Car Allowance	3,915	3,887	11,400	6,854	9,379	11,400	-	0.00%
12	Language Incentive	954	1,097	900	493	675	675	(225)	-25.00%
13	Certification Incentive	3,263	3,338	9,575	4,438	6,072	5,850	(3,725)	-38.90%
14	Housing Allowance	-	-	-	1,250	1,250	625	625	0.00%
15	Cell Phone Allowance	301	269	300	35	47	300	-	0.00%
16	Wellness Benefit	602	538	600	-	-	-	(600)	-100.00%
17	Health Insurance Deductible	-	-	7,441	5,577	5,577	6,160	(1,281)	-17.22%
18	FICA/Social Security	32,538	37,806	55,565	34,718	47,509	57,742	2,178	3.92%
19	Workers Compensation	-	-	-	-	-	-	-	0.00%
20	State Unemployment Taxes	1,341	53	55	56	76	53	(2)	-4.07%
21	Retirement - TMRS	62,476	70,858	94,930	62,881	86,047	104,415	9,486	9.99%
22	Deferred Compensation (CM)	4,038	6,985	20,375	788	1,078	10,713	(9,662)	-47.42%
23	Health Insurance	44,913	44,041	59,514	33,341	45,625	52,804	(6,710)	-11.27%
24	Dental Insurance	2,412	2,257	3,039	1,627	2,226	3,093	54	1.78%
25	Life Insurance	352	529	692	424	580	665	(27)	-3.90%
26	ST/LT Disability Insurance	2,560	2,143	4,770	2,049	2,804	5,081	311	6.52%
27	Vision Insurance	584	501	666	368	503	648	(18)	-2.74%
28	AD&D	66	48	77	45	62	74	(3)	-3.90%
	1. Personnel	\$ 629,132	\$ 780,412	\$ 997,732	\$ 622,228	\$ 845,857	\$ 1,034,212	\$ 36,480	3.66%
29	Uniform Rental	\$ -	\$ -	\$ -	\$ -	\$ -	\$ -	\$ -	0.00%
30	Travel - City Business	-	-	-	-	-	-	-	0.00%
31	Travel - Employee Recruitment	-	-	-	-	-	-	-	0.00%
32	Travel - Training & Conferences	1,611	1,026	1,625	468	1,625	3,625	2,000	123.08%
33	Mileage - Reimbursement	-	-	-	-	-	-	-	0.00%
34	Travel - Tolls & Parking	-	-	-	-	-	-	-	0.00%
35	Memberships and Dues	70	60	100	85	100	100	-	0.00%
36	Subscription and Books	-	-	-	-	-	-	-	0.00%
37	Light & Power	-	-	-	-	-	-	-	0.00%

	Actual 2020-21	Actual 2021-22	Approved Budget 2022-23	Year to Date w/Encumbrance 6/30/2023	Current Year Estimate 2022-23	Council Approved Budget 2023-24	Approved \$ Increase(Decrease) From FY 2022-23 Approved Budget	Approved % Increase(Decrease) From FY 2022-23 Approved Budget	
38	Natural Gas/Propane	-	-	-	-	-	-	0.00%	
39	Telephone System	-	-	-	-	-	-	0.00%	
40	Cell Phones/Pagers	-	-	-	-	-	-	0.00%	
41	Internet Service	-	-	-	-	-	-	0.00%	
42	Wireless Data Services	-	-	-	-	-	-	0.00%	
43	Water/Sewer/Trash	-	-	-	-	-	-	0.00%	
44	Radio Service/Lease	-	336	2,535	211	282	2,580	45	1.78%
45	Electrical Maintenance/Repairs	-	-	-	-	-	-	-	0.00%
46	Plumbing Repairs	-	-	-	-	-	-	-	0.00%
47	Grounds Maintenance/Repair	-	-	-	-	-	-	-	0.00%
48	Misc Facility Repairs/Maint	-	-	-	-	-	-	-	0.00%
49	Janitorial Service - Contract	-	-	-	-	-	-	-	0.00%
50	Light Equipment Rental	-	-	-	-	-	-	-	0.00%
51	Lease Payments - Motor Vehicles	15,482	17,273	10,450	11,603	15,470	10,450	-	0.00%
52	Motor Vehicle Repair/Maint	911	221	2,500	650	2,500	2,500	-	0.00%
53	Repair/Maintenance - Minor	-	-	-	-	-	-	-	0.00%
54	Body Shop Repairs	-	-	-	-	-	-	-	0.00%
55	Other Equip Maint/Repair	-	-	-	-	-	-	-	0.00%
56	Office Equipment Maint/Repair	-	-	-	-	-	-	-	0.00%
57	Computer Equip Maint/Repair	-	-	-	-	-	-	-	0.00%
58	Communication Equip Repair	-	-	-	-	-	-	-	0.00%
59	Office Equipment Rental	2,117	2,083	2,500	1,968	2,624	2,500	-	0.00%
60	Legal Services	-	121	-	-	-	-	-	0.00%
61	Engineering Services	-	-	-	-	-	-	-	0.00%
62	Medical Services/Drug Testing	-	-	-	-	-	-	-	0.00%
63	Other Professional Services	-	-	-	-	-	-	-	0.00%
64	Credit Card Fees	-	-	-	-	-	-	-	0.00%
65	Penalties & Interest	-	-	-	-	-	-	-	0.00%
66	Insurance & Bonds	-	-	-	-	-	-	-	0.00%
67	Bad Debt Collection Service	-	-	-	-	-	-	-	0.00%
68	Outside Printing	47	96	1,000	107	107	1,000	-	0.00%
69	Delivery/Courier Service	-	-	-	-	-	-	-	0.00%
70	Advertising	-	-	-	-	-	-	-	0.00%
71	Public Notices	-	62	-	-	-	-	-	0.00%
72	Utility Consulting Services	-	-	-	-	-	-	-	0.00%
73	Training Services	-	-	-	-	-	-	-	0.00%
74	Other Contract Services	-	-	-	-	-	-	-	0.00%
75	IT Software/System Fees	10,375	11,393	35,000	32,487	35,000	35,000	-	0.00%
76	Trash Collection Service	-	-	-	-	-	-	-	0.00%
77	Landscaping/Groundskeeping	-	-	-	-	-	-	-	0.00%
78	Emergency - Flood/Storm	748	57	-	-	-	-	-	0.00%
79	COVID-19	-	-	-	-	-	-	-	0.00%
80	Reserve Expense for OPEB	-	-	-	-	-	-	-	0.00%
81	GBRA - WTP Debt Service	-	-	-	-	-	-	-	0.00%
82	GBRA - I-35 Pipeline Debt Serv	-	-	-	-	-	-	-	0.00%
2. Contractual Services		\$ 31,360	\$ 32,727	\$ 55,710	\$ 47,579	\$ 57,708	\$ 57,755	\$ 2,045	3.67%
83	Uniforms (Buy)	\$ 2,620	\$ 2,984	\$ 4,680	\$ 4,006	\$ 4,680	\$ 4,680	\$ -	0.00%
84	General Office Supplies	4,804	4,765	5,000	4,289	5,000	5,000	-	0.00%
85	Cleaning Supplies	-	-	-	-	-	-	-	0.00%
86	Cleaning - Paper Products	-	-	-	-	-	-	-	0.00%
87	Postage	-	-	-	-	-	-	-	0.00%
88	Building Materials	-	8	-	-	-	-	-	0.00%
89	Sand and Gravel	-	-	-	-	-	-	-	0.00%
90	Electrical/Plumbing Supplies	291	(18)	250	77	250	250	-	0.00%

	Actual 2020-21	Actual 2021-22	Approved Budget 2022-23	Year to Date w/Encumbrance 6/30/2023	Current Year Estimate 2022-23	Council Approved Budget 2023-24	Approved \$ Increase(Decrease) From FY 2022-23 Approved Budget	Approved % Increase(Decrease) From FY 2022-23 Approved Budget	
91	Miscellaneous Hardware	21	-	250	187	250	250	-	0.00%
92	City Sponsored Event Supplies	-	20	-	-	-	-	-	0.00%
93	Fire Prevention Supplies	-	230	750	-	250	750	-	0.00%
94	Medical Supplies	119	121	200	116	200	200	-	0.00%
95	Pesticides	-	-	-	-	-	-	-	0.00%
96	Minor Tools/Instruments	330	682	1,000	292	292	1,000	-	0.00%
97	Training Supplies	-	-	-	-	-	-	-	0.00%
98	Miscellaneous Occasions Supplies	288	352	360	121	360	360	-	0.00%
99	Food/Meals	-	54	-	-	-	-	-	0.00%
100	Miscellaneous Supplies	170	218	1,000	114	1,000	1,000	-	0.00%
101	Office Furniture (<\$5K)	-	1,230	1,600	702	702	1,600	-	0.00%
102	Communication Equipment	-	52	250	-	250	250	-	0.00%
103	Computer Hardware	103	2,247	3,105	1,721	1,721	3,105	-	0.00%
104	Computer Software	82	-	-	-	-	-	-	0.00%
105	Instruments/Apparatus	-	-	-	-	-	-	-	0.00%
106	General Electronic Equipment	-	-	-	-	-	-	-	0.00%
107	Other Office Equipment	-	-	-	-	-	-	-	0.00%
108	Street Maintenance Equipment	-	17	-	-	-	-	-	0.00%
109	Pet Supplies	10	-	-	-	-	-	-	0.00%
110	Facility Maintenance Tools	-	353	-	-	-	-	-	0.00%
111	Other Field Equipment	-	-	-	-	-	-	-	0.00%
112	Equipment - Radios	2,793	3,585	1,750	-	1,750	1,750	-	0.00%
113	Fuel	3,576	6,006	3,920	3,851	5,134	3,920	-	0.00%
3. Commodities		\$ 15,206	\$ 22,904	\$ 24,115	\$ 15,475	\$ 21,838	\$ 24,115	\$ -	0.00%
114	Office Furniture (>\$5K)	\$ -	\$ -	\$ -	\$ -	\$ -	\$ -	\$ -	0.00%
115	Communication Equipment	-	-	-	-	-	-	-	0.00%
116	Computer Equipment	-	-	-	-	-	-	-	0.00%
117	Instruments/Apparatus	-	-	-	-	-	-	-	0.00%
118	Machine Tools/Apparatus	-	-	-	-	-	-	-	0.00%
119	Light Equipment	-	-	-	-	-	-	-	0.00%
120	Motor Vehicles	-	-	-	-	-	-	-	0.00%
121	Heavy Equipment	-	-	-	-	-	-	-	0.00%
122	Other Equipment	-	-	-	-	-	-	-	0.00%
123	Building & Storage Facilities	-	-	-	-	-	-	-	0.00%
6. Non-CIP Capital Outlay		\$ -	\$ -	\$ -	\$ -	\$ -	\$ -	\$ -	0.00%
124	Interfund Transfers Out	\$ -	\$ -	\$ -	\$ -	\$ -	\$ -	\$ -	0.00%
125	Transfer Out - OPEB Fund	-	-	-	-	-	-	-	0.00%
7. Transfers		\$ -	\$ -	\$ -	\$ -	\$ -	\$ -	\$ -	0.00%
Total Administration		\$ 675,698	\$ 836,043	\$ 1,077,557	\$ 685,282	\$ 925,403	\$ 1,116,082	\$ 38,525	3.58%

EXPENDITURES:

Line No.	UTILITY BILLING								
1	Regular Full Time Wages	\$ 163,777	\$ 180,447	\$ 197,860	\$ 148,374	\$ 203,038	\$ 263,280	\$ 65,420	33.06%
2	Regular Part Time Wages	-	-	-	-	-	-	-	0.00%
3	Temporary/Seasonal Wages	-	5,380	-	-	-	-	-	0.00%
4	Overtime Wages	7,315	6,715	4,100	8,677	11,874	2,500	(1,600)	-39.02%
5	Vacation Leave	-	-	-	-	-	-	-	0.00%
6	Sick Leave - Regular	-	-	-	-	-	-	-	0.00%
7	Cost of Living Adjustment	-	-	-	-	-	-	-	0.00%
8	GW/Merit Increase	-	-	34,590	-	-	15,631	(18,959)	-54.81%
9	Longevity Pay	4,605	5,235	5,865	4,395	4,395	5,040	(825)	-14.07%

	Actual 2020-21	Actual 2021-22	Approved Budget 2022-23	Year to Date w/Encumbrance 6/30/2023	Current Year Estimate 2022-23	Council Approved Budget 2023-24	Approved \$ Increase(Decrease) From FY 2022-23 Approved Budget	Approved % Increase(Decrease) From FY 2022-23 Approved Budget
10 Language Incentive	1,807	1,651	1,800	866	1,184	1,350	(450)	-25.00%
11 Certification Incentive	-	-	-	-	-	-	-	0.00%
12 Health Insurance Deductible	-	-	4,530	3,500	3,500	4,330	(200)	-4.42%
13 FICA/Social Security	13,143	14,592	19,006	11,923	16,316	22,017	3,011	15.84%
14 Workers Compensation	-	-	-	-	-	-	-	0.00%
15 State Unemployment Taxes	882	37	34	35	47	39	5	13.87%
16 Retirement - TMRS	23,072	25,018	32,720	21,202	29,013	38,306	5,586	17.07%
17 Health Insurance	28,991	27,356	33,997	21,977	30,074	36,102	2,106	6.19%
18 Dental Insurance	1,586	1,308	1,755	1,101	1,507	2,026	271	15.44%
19 Life Insurance	174	177	405	281	385	468	63	15.56%
20 ST/LT Disability Insurance	1,158	936	1,583	824	1,127	1,849	266	16.80%
21 Vision Insurance	378	258	379	233	319	438	59	15.49%
22 AD&D	33	27	45	28	39	52	7	15.56%
1. Personnel	\$ 246,921	\$ 269,137	\$ 338,669	\$ 223,415	\$ 302,818	\$ 393,428	\$ 54,759	16.17%
23 Travel - Training & Conferences	\$ -	\$ -	\$ 1,125	\$ 31	\$ 1,125	\$ 1,125	\$ -	0.00%
24 Mileage - Reimbursement	-	-	-	-	-	-	-	0.00%
25 Memberships and Dues	-	-	-	17	17	-	-	0.00%
26 Cell Phones/Pagers	-	-	-	-	-	-	-	0.00%
27 Motor Vehicle Repair/Maint	-	-	-	-	-	-	-	0.00%
28 Other Equip Maint/Repair	70	-	-	-	-	-	-	0.00%
29 Office Equipment Rental	789	907	2,000	835	1,113	2,000	-	0.00%
30 Rental - Storage	-	-	-	-	-	-	-	0.00%
31 Legal Services	1,208	665	-	-	-	-	-	0.00%
32 Credit Card Fees	130,451	185,976	175,000	180,982	175,000	237,500	62,500	35.71%
33 Insurance & Bonds	200	200	200	-	200	200	-	0.00%
34 Bad Debt Collection Service	(2,087)	-	2,500	-	2,500	2,500	-	0.00%
35 Outside Printing	-	-	-	-	-	-	-	0.00%
36 Delivery/Courier Service	-	-	-	-	-	-	-	0.00%
37 Other Contract Services	-	-	-	-	-	-	-	0.00%
38 IT Software/System Fees	38,153	24,996	69,761	45,050	69,761	69,761	-	0.00%
39 IT Online Services	156	-	156	-	156	156	-	0.00%
40 Services - Utility Billing	30,785	16,160	30,000	30,397	30,397	30,000	-	0.00%
41 Services - Meter Testing	-	-	-	-	-	-	-	0.00%
42 COVID-19	19	-	-	-	-	-	-	0.00%
2. Contractual Services	\$ 199,743	\$ 228,905	\$ 280,742	\$ 257,310	\$ 280,269	\$ 343,242	\$ 62,500	22.26%
43 Uniforms (Buy)	\$ 199	\$ 495	\$ 1,050	\$ 933	\$ 1,050	\$ 1,050	\$ -	0.00%
44 General Office Supplies	2,853	2,096	2,575	1,044	2,575	2,575	-	0.00%
45 Postage	36,586	35,133	30,000	30,076	30,076	30,000	-	0.00%
46 City Sponsored Event Supplies	702	170	-	128	128	-	-	0.00%
47 Medical Supplies	-	-	-	-	-	-	-	0.00%
48 Pesticides	-	-	-	-	-	-	-	0.00%
49 Minor Tools/Instruments	-	-	-	-	-	-	-	0.00%
50 Food/Meals	-	-	-	82	-	-	-	0.00%
51 Miscellaneous Supplies	-	-	-	-	-	-	-	0.00%
52 Office Furniture (<\$5K)	-	-	-	-	-	-	-	0.00%
53 Communication Equipment	-	-	-	-	-	-	-	0.00%
54 Computer Hardware	975	1,984	500	-	-	-	(500)	-100.00%
55 Other Office Equipment	-	-	-	-	-	-	-	0.00%
56 Other Field Equipment	-	-	-	-	-	-	-	0.00%
57 Fuel	-	-	-	-	-	-	-	0.00%
3. Commodities	\$ 41,315	\$ 39,878	\$ 34,125	\$ 32,263	\$ 33,829	\$ 33,625	\$ (500)	-1.47%

	Actual 2020-21	Actual 2021-22	Approved Budget 2022-23	Year to Date w/Encumbrance 6/30/2023	Current Year Estimate 2022-23	Council Approved Budget 2023-24	Approved \$ Increase(Decrease) From FY 2022-23 Approved Budget	Approved % Increase(Decrease) From FY 2022-23 Approved Budget
58 Motor Vehicles	\$ -	\$ -	\$ -	\$ -	\$ -	\$ -	\$ -	0.00%
6. Non-CIP Capital Outlay	\$ -	\$ -	\$ -	\$ -	\$ -	\$ -	\$ -	0.00%
Total Utility Billing	\$ 487,979	\$ 537,919	\$ 653,537	\$ 512,989	\$ 616,916	\$ 770,295	\$ 116,759	17.87%

EXPENDITURES:

Line No.	WASTEWATER OPERATIONS								
1	Regular Full Time Wages	\$ 366,362	\$ 313,399	\$ 453,857	\$ 288,690	\$ 395,049	\$ 708,458	\$ 254,601	56.10%
2	Regular Part Time Wages	-	-	-	-	-	-	-	0.00%
3	Temporary/Seasonal Wages	-	-	-	-	-	-	-	0.00%
4	Overtime Wages	49,303	33,127	30,500	25,176	30,500	39,500	9,000	29.51%
5	On-Call Pay	-	-	8,000	1,700	-	3,000	(5,000)	-62.50%
6	Vacation Leave	-	-	-	-	-	-	-	0.00%
7	Sick Leave - Regular	-	-	-	-	-	-	-	0.00%
8	Cost of Living Adjustment	-	-	-	-	-	-	-	0.00%
9	GW/Merit Increase	-	-	85,356	-	-	34,219	(51,137)	-59.91%
10	Longevity Pay	13,200	13,140	9,735	8,790	8,790	9,900	165	1.69%
11	Car Allowance	-	-	-	-	-	3,000	3,000	0.00%
12	Certification Incentive	10,660	7,740	10,800	9,850	13,479	22,900	12,100	112.04%
13	Health Insurance Deductible	-	-	13,167	7,500	7,500	11,070	(2,097)	-15.93%
14	FICA/Social Security	31,635	26,412	44,600	24,548	33,593	61,707	17,108	38.36%
15	Workers Compensation	-	-	-	-	-	-	-	0.00%
16	State Unemployment Taxes	2,559	82	85	74	101	100	15	17.79%
17	Retirement - TMRS	56,722	47,321	76,821	43,712	59,817	107,362	30,541	39.76%
18	Health Insurance	69,383	50,819	85,218	41,983	57,450	92,798	7,580	8.90%
19	Dental Insurance	3,768	2,531	4,399	1,850	2,532	5,181	782	17.77%
20	Life Insurance	431	413	1,015	538	736	1,195	180	17.77%
21	ST/LT Disability Insurance	2,723	1,674	3,657	1,740	2,381	5,010	1,353	36.99%
22	Vision Insurance	766	554	951	392	537	1,119	169	17.75%
23	AD&D	92	40	86	60	82	101	15	17.48%
1.	Personnel	\$ 607,603	\$ 497,252	\$ 828,245	\$ 456,603	\$ 612,546	\$ 1,106,620	\$ 278,374	33.61%
24	Uniform Rental	\$ -	\$ -	\$ -	\$ -	\$ -	\$ -	\$ -	0.00%
25	Travel - City Business	-	-	-	-	-	-	-	0.00%
26	Travel - Employee Recruitment	-	-	-	-	-	-	-	0.00%
27	Travel - Training & Conferences	3,083	1,960	5,250	3,959	5,250	15,500	10,250	195.24%
28	Mileage - Reimbursement	-	-	-	-	-	-	-	0.00%
29	Memberships and Dues	420	70	100	270	270	3,100	3,000	3000.00%
30	Subscription and Books	-	-	-	-	-	-	-	0.00%
31	Light & Power	34,422	37,871	40,000	15,152	20,202	40,000	-	0.00%
32	Natural Gas/Propane	761	350	-	-	-	-	-	0.00%
33	Telephone System	4,635	3,698	3,500	4,435	5,914	7,000	3,500	100.00%
34	Cell Phones/Pagers	-	-	250	-	-	750	500	200.00%
35	Water/Sewer/Trash	2,142	1,471	1,500	1,566	2,087	1,500	-	0.00%
36	Radio Service/Lease	3,240	2,580	2,535	2,301	3,068	2,580	45	1.78%
37	Electrical Repairs	6,167	11,552	8,000	708	8,000	8,000	-	0.00%
38	Wastewater System Maintenance	36,260	47,632	75,000	57,487	75,000	110,000	35,000	46.67%
39	Tap Install/Expense	-	-	-	-	-	-	-	0.00%
40	Misc Facility Repairs/Maint	-	-	-	-	-	-	-	0.00%
41	Janitorial Service - Contract	-	-	-	-	-	-	-	0.00%
42	Light Equipment Rental	-	-	-	-	-	-	-	0.00%
43	Motor Vehicle Rental	-	-	-	-	-	-	-	0.00%
44	Trucks/Heavy Equip Rental	-	-	-	-	-	-	-	0.00%
45	Lease Payments - Motor Vehicles	38,127	38,517	25,000	29,557	39,409	33,100	8,100	32.40%

	Actual 2020-21	Actual 2021-22	Approved Budget 2022-23	Year to Date w/Encumbrance 6/30/2023	Current Year Estimate 2022-23	Council Approved Budget 2023-24	Approved \$ Increase(Decrease) From FY 2022-23 Approved Budget	Approved % Increase(Decrease) From FY 2022-23 Approved Budget	
46	Motor Vehicle Repair/Maint	3,469	7,354	10,000	3,224	10,000	10,000	-	0.00%
47	Repair/Maintenance - Minor	-	-	-	-	-	-	-	0.00%
48	Truck/Heavy Equipment Repair	27,094	30,805	25,000	29,290	35,000	35,000	10,000	40.00%
49	Body Shop Repairs	-	-	-	-	-	-	-	0.00%
50	Machine Tools Maint/Repair	-	-	-	-	-	-	-	0.00%
51	Pump Maint Repair	3,030	15,268	70,000	4,264	20,000	70,000	-	0.00%
52	Electric Motor Repair	-	-	-	-	-	-	-	0.00%
53	Other Equip Maint/Repair	8,284	4,703	4,000	817	4,000	4,000	-	0.00%
54	Office Equipment Rental	-	-	-	-	-	-	-	0.00%
55	Rental - Storage	198	198	200	66	88	200	-	0.00%
56	Legal Services	-	809	10,000	175	10,000	10,000	-	0.00%
57	Engineering Services	-	-	-	-	-	-	-	0.00%
58	Medical Services/Drug Testing	-	-	-	-	-	-	-	0.00%
59	Other Professional Services	-	-	-	-	-	-	-	0.00%
60	Credit Card Fees	-	-	-	-	-	-	-	0.00%
61	Penalties & Interest	-	-	-	-	-	-	-	0.00%
62	Insurance & Bonds	-	-	-	-	-	-	-	0.00%
63	Outside Printing	-	-	-	-	-	-	-	0.00%
64	Delivery/Courier Service	-	-	-	716	716	-	-	0.00%
65	Advertising	-	-	-	-	-	-	-	0.00%
66	Public Notices	-	60	-	-	-	-	-	0.00%
67	Testing/Certification	-	-	-	-	-	-	-	0.00%
68	Other Contract Services	-	-	-	-	-	-	-	0.00%
69	Trash Collection Service	-	-	-	-	-	-	-	0.00%
70	Landscaping/Groundskeeping	-	-	-	-	-	-	-	0.00%
71	Sewer System Repairs	-	-	-	-	-	-	-	0.00%
72	TCEQ Sewer Permit	-	-	-	-	-	-	-	0.00%
73	TCEQ Fine	-	-	-	-	-	-	-	0.00%
74	Aqua Tex O&M Mgmt	-	-	-	-	-	-	-	0.00%
75	Aqua Tex - WWTP Debt	-	-	-	-	-	-	-	0.00%
76	Services - P&E Study WW Plant	-	-	-	-	-	-	-	0.00%
77	Services - PCCD	-	-	-	-	-	-	-	0.00%
78	Emergency - Flood/Storm	2,737	-	-	-	-	-	-	0.00%
79	COVID-19	-	-	-	-	-	-	-	0.00%
80	Services - Pump & Haul	1,800	388,300	-	173,700	173,700	-	-	0.00%
81	Loss on Disposal of Assets	-	31,578	-	-	-	-	-	0.00%
2.	Contractual Services	\$ 175,869	\$ 624,775	\$ 280,335	\$ 327,686	\$ 412,705	\$ 350,730	\$ 70,395	25.11%
82	Uniforms (Buy)	\$ 6,528	\$ 10,927	\$ 15,785	\$ 7,766	\$ 15,785	\$ 17,500	\$ 1,715	10.86%
83	General Office Supplies	116	119	-	18	18	750	750	0.00%
84	Cleaning Supplies	809	179	1,000	508	1,000	1,000	-	0.00%
85	Cleaning - Paper Products	-	-	-	-	-	-	-	0.00%
86	Postage	44	91	-	12	12	-	-	0.00%
87	Street Repair Materials	-	-	-	-	-	-	-	0.00%
88	Safety Signs and Barricades	-	-	-	-	-	-	-	0.00%
89	Building Materials	412	-	1,500	435	1,500	1,500	-	0.00%
90	Clamps	-	-	-	-	-	-	-	0.00%
91	Sand and Gravel	6,098	6,412	10,000	6,705	10,000	15,000	5,000	50.00%
92	Wastewater Lines	-	-	-	-	-	-	-	0.00%
93	Electrical/Plumbing Supplies	1,743	2,005	2,500	1,200	2,500	4,000	1,500	60.00%
94	Machine Fabricated Parts	-	-	-	-	-	-	-	0.00%
95	Miscellaneous Hardware	-	-	-	-	-	-	-	0.00%
96	City Sponsored Event Supplies	-	-	-	-	-	-	-	0.00%
97	Fire Prevention Supplies	143	170	375	-	375	400	25	6.67%
98	Laboratory Supplies	-	-	16,700	-	-	-	(16,700)	-100.00%

	Actual 2020-21	Actual 2021-22	Approved Budget 2022-23	Year to Date w/Encumbrance 6/30/2023	Current Year Estimate 2022-23	Council Approved Budget 2023-24	Approved \$ Increase(Decrease) From FY 2022-23 Approved Budget	Approved % Increase(Decrease) From FY 2022-23 Approved Budget
99 Medical Supplies	238	242	350	188	350	350	-	0.00%
100 Chemicals	11,375	19,668	35,000	27,850	35,000	60,000	25,000	71.43%
101 Pesticides	-	-	-	-	-	-	-	0.00%
102 Botanical/Landscape	441	-	1,500	335	1,500	1,500	-	0.00%
103 Minor Tools/Instruments	2,555	4,617	5,000	2,334	5,000	5,000	-	0.00%
104 Miscellaneous Occasions Supplies	217	287	360	242	242	360	-	0.00%
105 Food/Meals	-	54	-	-	-	-	-	0.00%
106 Miscellaneous Supplies	57	39	500	23	500	500	-	0.00%
107 Office Equipment	-	-	-	-	-	750	750	0.00%
108 Communication Equipment	180	85	500	-	500	500	-	0.00%
109 Computer Hardware	-	-	2,334	4,217	4,217	3,250	916	39.25%
110 Computer Software	-	-	-	-	-	-	-	0.00%
111 Instruments/Apparatus	-	-	10,000	-	10,000	10,000	-	0.00%
112 General Electronic Equipment	-	-	-	-	-	-	-	0.00%
113 Street Maintenance Equipment	-	-	-	-	-	-	-	0.00%
114 Sewer Manholes	-	-	-	-	-	-	-	0.00%
115 Facility Maintenance Tools	-	-	-	-	-	-	-	0.00%
116 Other Field Equipment	1,355	1,682	2,500	1,269	2,500	2,500	-	0.00%
117 Equipment - Radio	2,972	8,800	25,795	-	25,795	-	(25,795)	-100.00%
118 Fuel	15,505	16,358	17,000	10,453	15,000	25,000	8,000	47.06%
3. Commodities	\$ 50,789	\$ 71,736	\$ 148,699	\$ 63,554	\$ 131,793	\$ 149,860	\$ 1,161	0.78%
119 Office Furniture (>\$5K)	\$ -	\$ -	\$ -	-	\$ -	\$ -	\$ -	0.00%
120 Communication Equipment	-	-	-	-	-	-	-	0.00%
121 Machine Tools/Apparatus	-	-	-	-	-	-	-	0.00%
122 Light Equipment	-	-	-	-	-	-	-	0.00%
123 Motor Vehicles	-	-	180,000	-	180,000	-	(180,000)	-100.00%
124 Heavy Equipment	27,650	-	182,500	157,270	182,500	-	(182,500)	-100.00%
125 Other Equipment	-	7,740	165,000	13,393	165,000	10,000	(155,000)	-93.94%
126 Water/Sewer Mains or Lines	-	-	-	-	-	-	-	0.00%
127 Sewer Manholes	-	-	-	-	-	-	-	0.00%
128 Building Improvements	-	-	30,000	-	30,000	-	(30,000)	-100.00%
6. Non-CIP Capital Outlay	\$ 27,650	\$ 7,740	\$ 557,500	\$ 170,662	\$ 557,500	\$ 10,000	\$ (547,500)	-98.21%
129 Interfund Transfers Out	\$ -	\$ -	\$ -	-	\$ -	\$ -	\$ -	0.00%
130 Transfer Out - General Fund	650,000	650,000	650,000	650,000	650,000	650,000	-	0.00%
131 Transfer Out - CIP	2,500,000	475,269	500,000	500,000	500,000	500,000	-	0.00%
132 Transfer Out - Comm Develop	-	-	-	-	-	-	-	0.00%
133 Transfer Out - Debt Service	39,796	-	40,332	40,332	40,332	62,173	21,841	54.15%
134 Transfer Out - Computer/Equipment Replacement	-	-	-	-	-	-	-	0.00%
135 Transfer Out - Fleet Replacement	-	-	-	-	-	-	-	0.00%
136 Transfer Out - Facility Maintenance	-	-	-	-	-	-	-	0.00%
137 Transfer Out - 2015 GO Bond Fund	-	-	-	-	-	-	-	0.00%
138 Transfer Out - WW Impact	-	1,500,000	-	-	-	-	-	0.00%
139 Transfer Out - WWTP LID Grant	-	-	-	-	-	-	-	0.00%
7. Transfers	\$ 3,189,796	\$ 2,625,269	\$ 1,190,332	\$ 1,190,332	\$ 1,190,332	\$ 1,212,173	\$ 21,841	1.83%
Total Wastewater Operations	\$ 4,051,708	\$ 3,826,772	\$ 3,005,111	\$ 2,208,838	\$ 2,904,876	\$ 2,829,383	\$ (175,729)	-5.85%

		Actual	Actual	Approved	Year to Date	Current Year	Council	Approved \$	Approved %
		2020-21	2021-22	Budget	w/Encumbrance	Estimate	Approved	Increase(Decrease)	Increase(Decrease)
				2022-23	6/30/2023	2022-23	Budget	From FY 2022-23	From FY 2022-23
							2023-24	Approved Budget	Approved Budget
EXPENDITURES:									
Line No.	WW Treatment Plant Operations								
1	Regular Full Time Wages	\$ 125,880	\$ 214,234	\$ 416,158	\$ 243,297	\$ 332,933	\$ 555,314	\$ 139,156	33.44%
2	Regular Part Time Wages	-	-	-	-	-	-	-	0.00%
3	Temporary/Seasonal Wages	-	-	-	-	-	-	-	0.00%
4	Overtime Wages	22,166	36,652	28,000	30,703	28,000	38,000	10,000	35.71%
5	On-Call Pay	-	-	-	3,800	5,200	6,000	6,000	0.00%
6	Vacation Leave	-	-	-	-	-	-	-	0.00%
7	Sick Leave - Regular	-	-	-	-	-	-	-	0.00%
8	Cost of Living Adjustment	-	-	-	-	-	-	-	0.00%
9	GW/Merit Increase	-	-	45,964	-	-	28,932	(17,032)	-37.06%
10	Longevity Pay	795	390	1,140	1,140	1,140	2,220	1,080	94.74%
11	Certification Incentive	1,890	3,610	10,900	8,700	11,905	6,800	(4,100)	-37.61%
12	Health Insurance Deductible	-	-	7,248	5,000	5,000	8,000	752	10.38%
13	FICA/Social Security	11,037	19,030	37,677	21,597	29,553	48,112	10,435	27.70%
14	Workers Compensation	-	-	-	-	-	-	-	0.00%
15	State Unemployment Taxes	836	460	68	49	67	72	4	5.88%
16	Retirement - TMRS	19,619	32,872	65,192	37,627	51,490	83,709	18,517	28.40%
17	Health Insurance	19,199	32,294	67,994	28,651	39,207	66,702	(1,292)	-1.90%
18	Dental Insurance	1,041	1,542	3,510	1,340	1,834	3,744	234	6.67%
19	Life Insurance	120	359	810	365	499	864	54	6.67%
20	ST/LT Disability Insurance	883	1,223	3,060	1,348	1,845	3,855	795	25.98%
21	Vision Insurance	249	369	758	303	414	809	51	6.73%
22	AD&D	22	42	78	41	55	72	(6)	-7.69%
	1. Personnel	\$ 203,738	\$ 343,078	\$ 688,557	\$ 383,960	\$ 509,142	\$ 853,205	\$ 164,648	23.91%
23	Uniform Rental	\$ -	\$ -	\$ -	-	\$ -	\$ -	\$ -	0.00%
24	Travel - City Business	-	-	-	-	-	-	-	0.00%
25	Travel - Employee Recruitment	-	-	-	-	-	-	-	0.00%
26	Travel - Training & Conferences	1,428	6,419	4,550	2,051	2,051	11,000	6,450	141.76%
27	Mileage - Reimbursement	-	-	-	-	-	-	-	0.00%
28	Memberships and Dues	-	-	200	70	200	375	175	87.50%
29	Subscription and Books	-	-	300	-	300	300	-	0.00%
30	Light & Power	304,121	361,142	400,000	208,145	400,000	400,000	-	0.00%
31	Natural Gas/Propane	410	546	-	-	-	-	-	0.00%
32	Telephone System	1,610	786	1,500	1,879	1,879	1,500	-	0.00%
33	Cell Phones/Pagers	-	-	1,750	-	1,750	2,750	1,000	57.14%
34	Internet Service	5,295	4,153	5,000	-	3,518	5,000	-	0.00%
35	Water/Sewer/Trash	935	1,580	1,580	1,547	2,062	5,700	4,120	260.76%
36	Electrical Repairs	10,421	3,036	5,000	6,826	6,826	10,000	5,000	100.00%
37	Wastewater System Maintenance	83,736	149,953	200,000	84,881	200,000	208,000	8,000	4.00%
38	Tap Install/Expense	-	-	-	-	-	-	-	0.00%
39	Misc Facility Repairs/Maint	327	-	1,500	-	1,500	1,500	-	0.00%
40	Janitorial Service - Contract	-	-	-	-	-	-	-	0.00%
41	Light Equipment Rental	-	5,508	1,500	6,258	1,500	6,000	4,500	300.00%
42	Motor Vehicle Rental	-	-	-	-	-	-	-	0.00%
43	Trucks/Heavy Equip Rental	(3,740)	-	-	-	-	-	-	0.00%
44	Lease Payments - Motor Vehicles	-	-	-	-	-	22,000	22,000	0.00%
45	Motor Vehicle Repair/Maint	1,107	1,244	1,500	559	1,500	1,500	-	0.00%
46	Repair/Maintenance - Minor	957	402	1,000	-	1,000	1,000	-	0.00%
47	Truck/Heavy Equipment Repair	-	775	2,000	658	2,000	2,000	-	0.00%
48	Body Shop Repairs	-	-	-	-	-	-	-	0.00%
49	Machine Tools Maint/Repair	2,329	-	-	-	-	-	-	0.00%
50	Pump Maint Repair	18,227	31,160	60,000	28,191	60,000	60,000	-	0.00%

	Actual 2020-21	Actual 2021-22	Approved Budget 2022-23	Year to Date w/Encumbrance 6/30/2023	Current Year Estimate 2022-23	Council Approved Budget 2023-24	Approved \$ Increase(Decrease) From FY 2022-23 Approved Budget	Approved % Increase(Decrease) From FY 2022-23 Approved Budget	
51	Electric Motor Repair	-	6,820	25,000	6,874	25,000	-	0.00%	
52	Other Equip Maint/Repair	896	706	1,500	3,341	3,000	1,500	100.00%	
53	Office Equipment Rental	-	-	-	-	-	-	0.00%	
54	Rental - Storage	-	-	-	-	-	-	0.00%	
55	Legal Services	19,167	7,378	15,000	2,243	15,000	-	0.00%	
56	Engineering Services	-	-	25,000	-	25,000	-	0.00%	
57	Medical Services/Drug Testing	-	-	-	-	-	-	0.00%	
58	Other Professional Services	-	-	-	-	-	-	0.00%	
59	Credit Card Fees	-	-	-	-	-	-	0.00%	
60	Penalties & Interest	-	-	-	-	-	-	0.00%	
61	Insurance & Bonds	-	-	-	-	-	-	0.00%	
62	Outside Printing	-	-	100	-	3,600	3,500	3500.00%	
63	Delivery/Courier Service	-	-	-	-	-	-	0.00%	
64	Advertising	-	-	-	-	-	-	0.00%	
65	Public Notices	-	612	-	216	216	-	0.00%	
66	Training Services	-	-	-	-	-	-	0.00%	
67	Testing/Certification	28,935	30,723	45,000	14,412	45,000	-	0.00%	
68	Other Contract Services	-	-	-	-	-	-	0.00%	
69	Trash Collection Service	-	-	-	-	-	-	0.00%	
70	Landscaping/Groundskeeping	-	-	-	-	-	-	0.00%	
71	Sewer System SCADA	-	-	-	-	-	-	0.00%	
72	TCEQ Sewer Permit	23,320	34,246	45,000	22,742	22,742	45,000	0.00%	
73	TCEQ Fine	-	-	-	-	-	-	0.00%	
74	Emergency - Flood/Storm	2,061	57	-	-	-	-	0.00%	
75	COVID-19	-	-	-	-	-	-	0.00%	
76	Services - Sludge Hauling	298,480	884,699	400,000	400,000	400,000	432,000	32,000	8.00%
77	Services - Pre-Treatment Program	-	28,368	200,000	5,566	5,566	256,000	56,000	28.00%
2. Contractual Services		\$ 800,020	\$ 1,560,312	\$ 1,443,980	\$ 796,457	\$ 1,202,951	\$ 1,588,225	\$ 144,245	9.99%
78	Uniforms (Buy)	\$ 3,130	\$ 8,306	\$ 6,650	\$ 4,433	\$ 6,650	\$ 7,650	\$ 1,000	15.04%
79	General Office Supplies	900	1,126	2,000	2,995	2,995	2,500	500	25.00%
80	Cleaning Supplies	-	739	500	227	500	500	-	0.00%
81	Cleaning - Paper Products	-	-	500	61	500	500	-	0.00%
82	Postage	-	-	-	-	-	-	-	0.00%
83	Street Repair Materials	-	-	-	-	-	-	-	0.00%
84	Safety Signs and Barricades	237	-	500	847	847	500	-	0.00%
85	Building Materials	-	-	-	-	-	-	-	0.00%
86	Clamps	-	-	-	-	-	-	-	0.00%
87	Sand and Gravel	-	-	-	148	148	-	-	0.00%
88	Wastewater Lines	-	-	-	-	-	-	-	0.00%
89	Electrical/Plumbing Supplies	2,466	9,551	2,000	27,341	27,341	32,000	30,000	1500.00%
90	Machine Fabricated Parts	-	-	-	-	-	-	-	0.00%
91	Miscellaneous Hardware	-	-	-	-	-	-	-	0.00%
92	City Sponsored Event Supplies	-	123	500	-	500	500	-	0.00%
93	Fire Prevention Supplies	268	443	500	8	500	500	-	0.00%
94	Laboratory Supplies	11,035	28,564	32,000	27,239	32,000	36,800	4,800	15.00%
95	Medical Supplies	238	242	200	188	200	400	200	100.00%
96	Chemicals	185,450	122,953	225,000	23,283	140,000	140,000	(85,000)	-37.78%
97	Pesticides	-	-	-	-	-	-	-	0.00%
98	Botanical/Landscape	-	-	-	-	-	-	-	0.00%
99	Minor Tools/Instruments	5,286	6,899	6,000	7,608	7,608	12,000	6,000	100.00%
100	Miscellaneous Occasions Supplies	195	287	360	242	360	360	-	0.00%
101	Food/Meals	-	148	-	-	-	-	-	0.00%
102	Miscellaneous Supplies	141	28	300	-	300	300	-	0.00%
103	Office Furniture (<\$5K)	-	-	2,500	-	-	5,000	2,500	100.00%

	Actual 2020-21	Actual 2021-22	Approved Budget 2022-23	Year to Date w/Encumbrance 6/30/2023	Current Year Estimate 2022-23	Council Approved Budget 2023-24	Approved \$ Increase(Decrease) From FY 2022-23 Approved Budget	Approved % Increase(Decrease) From FY 2022-23 Approved Budget	
104	Communication Equipment	-	264	500	13	500	500	-	0.00%
105	Computer Hardware	3,048	3,918	8,000	5,978	5,978	3,500	(4,500)	-56.25%
106	Computer Software	-	-	-	-	-	-	-	0.00%
107	Instruments/Apparatus	-	-	-	-	-	-	-	0.00%
108	General Electronic Equipment	227	525	1,000	155	1,000	1,000	-	0.00%
109	Street Maintenance Equipment	-	-	-	-	-	-	-	0.00%
110	Sewer Manholes	-	-	-	-	-	-	-	0.00%
111	Facility Maintenance Tools	-	-	-	-	-	-	-	0.00%
112	Other Field Equipment	878	444	4,000	3,144	4,000	4,000	-	0.00%
113	Fuel	2,553	4,839	6,000	7,572	10,096	30,000	24,000	400.00%
	3. Commodities	\$ 216,052	\$ 189,398	\$ 299,010	\$ 111,482	\$ 242,023	\$ 278,510	\$ (20,500)	-6.86%
114	Office Furniture (>\$5K)	\$ -	\$ -	\$ -	\$ -	\$ -	\$ -	\$ -	0.00%
115	Communication Equipment	-	-	-	-	-	-	-	0.00%
116	Machine Tools/Apparatus	-	-	-	-	-	-	-	0.00%
117	Light Equipment	8,737	-	-	-	-	-	-	0.00%
118	Motor Vehicles	-	-	-	-	-	-	-	0.00%
119	Heavy Equipment	-	-	-	-	-	50,000	50,000	0.00%
120	Other Equipment	-	-	-	-	-	20,000	20,000	0.00%
121	Water/Sewer Mains or Lines	-	-	-	-	-	-	-	0.00%
122	Sewer Manholes	-	-	-	-	-	-	-	0.00%
123	Building Improvements	-	-	-	-	-	-	-	0.00%
	6. Non-CIP Capital Outlay	\$ 8,737	\$ -	\$ -	\$ -	\$ -	\$ 70,000	\$ 70,000	0.00%
124	Interfund Transfers Out	\$ -	\$ -	\$ -	\$ -	\$ -	\$ -	\$ -	0.00%
125	Transfer Out - GF	-	-	-	-	-	-	-	0.00%
126	Transfer Out - WWTP 2020 CO	-	-	3,012,751	3,012,751	3,012,751	-	(3,012,751)	-100.00%
127	Transfer Out - Debt Service	1,656,869	-	1,665,350	-	-	-	(1,665,350)	-100.00%
	7. Transfers	\$ 1,656,869	\$ -	\$ 4,678,101	\$ 3,012,751	\$ 3,012,751	\$ -	\$ (4,678,101)	-100.00%
	Total WW Treatment Plant Operations	\$ 2,885,415	\$ 2,092,788	\$ 7,109,648	\$ 4,304,651	\$ 4,966,867	\$ 2,789,940	\$ (4,319,708)	-60.76%
	TOTAL EXPENDITURES:	\$ 8,291,152	\$ 7,761,160	\$ 14,264,286	\$ 8,460,897	\$ 11,659,077	\$ 10,073,732	\$ (4,190,554)	-29.38%
	TOTAL REVENUE & TRANSFERS-IN IN EXCESS (DEFICIT) OVER EXPENDITURES	\$ 1,794,278	2,655,064	\$ (3,778,086)	(301,151.14)	\$ (868,577)	\$ 1,069,068		
	ADJUSTMENT PER AUDIT FOR RESTRICTED FUNDS	\$ (494,599)	\$ 1,394,969						
	ESTIMATED ENDING FUND BALANCE	\$ 5,081,949	\$ 9,131,982	\$ 5,353,895	\$ 8,830,830	\$ 8,263,405	\$ 9,332,473		



Storm Drainage Utility Fund Summary & Line-Item Detail

Approved Budget
Fiscal Year 2023-2024

City Council Budget Worksession No. 5

September 19, 2023

City of Kyle, Texas
Fund Summary Budget Status Report
STORM DRAINAGE UTILITY FUND (3120)

	<u>Actual 2020-21</u>	<u>Actual 2021-22</u>	<u>Approved Budget 2022-23</u>	<u>Year to Date w/Encumbrance 6/30/2023</u>	<u>Current Year Estimate 2022-23</u>	<u>Council Approved Budget 2023-24</u>	<u>Approved \$ Increase(Decrease) From FY 2022-23 Approved Budget</u>	<u>Approved % Increase(Decrease) From FY 2022-23 Approved Budget</u>
BEGINNING FUND BALANCE	\$ 1,218,835	\$ 1,383,221	\$ 1,044,896	\$ 1,044,896	\$ 1,044,896	\$ 990,582		
REVENUE:								
1 Drainage Fee - Residential	\$ 756,756	\$ 773,428	\$ 832,400	\$ 600,933	\$ 801,243	888,900	56,500	6.79%
2 Drainage Fee - Commercial	860,813	874,249	946,900	644,212	858,950	1,007,900	61,000	6.44%
3 Floodplain Development Application Review Fee	-	-	-	750	750	-	-	0.00%
4 Misc Drainage Fee	15,339	38,037	5,500	43,783	49,283	5,500	-	0.00%
TOTAL REVENUE:	<u>\$ 1,632,908</u>	<u>\$ 1,685,713</u>	<u>\$ 1,784,800</u>	<u>\$ 1,289,678</u>	<u>\$ 1,710,226</u>	<u>\$ 1,902,300</u>	<u>\$ 117,500</u>	<u>6.58%</u>
TRANSFERS IN:								
5 Transfer In - G/F	\$ 351,500	\$ 525,000	\$ -	\$ -	\$ -	\$ -	\$ -	0.00%
TOTAL TRANSFERS IN:	<u>\$ 351,500</u>	<u>\$ 525,000</u>	<u>\$ -</u>	<u>\$ -</u>	<u>\$ -</u>	<u>\$ -</u>	<u>\$ -</u>	<u>0.00%</u>
TOTAL REVENUE AND TRANSFERS IN:	<u>\$ 1,984,408</u>	<u>\$ 2,210,713</u>	<u>\$ 1,784,800</u>	<u>\$ 1,289,678</u>	<u>\$ 1,710,226</u>	<u>\$ 1,902,300</u>	<u>\$ 117,500</u>	<u>6.58%</u>
EXPENDITURES:								
6 Administration	\$ 266,538	\$ 209,738	\$ 365,642	\$ 220,411	\$ 311,094	\$ 724,768	\$ 359,126	98.22%
7 Non-Departmental	(4,294)	-	38,007	-	-	21,143	(16,864)	-44.37%
8 Storm Drainage Utility Operations	678,495	589,301	958,014	548,054	813,446	1,026,376	68,361	7.14%
TOTAL EXPENDITURES:	<u>\$ 940,739</u>	<u>\$ 799,038</u>	<u>\$ 1,361,663</u>	<u>\$ 768,465</u>	<u>\$ 1,124,541</u>	<u>\$ 1,772,287</u>	<u>\$ 410,623</u>	<u>30.16%</u>
TRANSFERS OUT:								
9 Transfers Out - CIP - Priority Projects	\$ 500,000	\$ -	\$ 500,000	\$ 500,000	\$ 500,000	\$ 100,000	\$ (400,000)	-80.00%
10 Transfer Out - Non-Point Source Water Quality I	-	-	140,000	140,000	140,000	-	(140,000)	-100.00%
11 Transfers Out - CIP - Scott/Sledge Storm Draina	450,000	-	-	-	-	400,000	400,000	0.00%
12 Transfers Out - CIP - Quail Ridge	-	1,500,000	-	-	-	-	-	0.00%
13 Transfers Out - CIP Plum Creek Channel Improv	-	250,000	-	-	-	-	-	0.00%
TOTAL TRANSFERS OUT:	<u>\$ 950,000</u>	<u>\$ 1,750,000</u>	<u>\$ 640,000</u>	<u>\$ 640,000</u>	<u>\$ 640,000</u>	<u>\$ 500,000</u>	<u>\$ (140,000)</u>	<u>-21.88%</u>
TOTAL EXPENDITURES & TRANSFERS OUT	<u>\$ 1,890,739</u>	<u>\$ 2,549,038</u>	<u>\$ 2,001,663</u>	<u>\$ 1,408,465</u>	<u>\$ 1,764,541</u>	<u>\$ 2,272,287</u>	<u>\$ 270,623</u>	<u>13.52%</u>
TOTAL REVENUE & TRANSFERS-IN IN EXCESS (DEFICIT) OVER EXPENDITURES	<u>\$ 93,669</u>	<u>\$ (338,325)</u>	<u>\$ (216,863)</u>	<u>\$ (118,787)</u>	<u>\$ (54,314)</u>	<u>\$ (369,987)</u>		
ADJUSTMENT PER AUDIT FOR RESTRICTED FUNDS	<u>\$ 70,717</u>	<u>\$ -</u>						
ESTIMATED ENDING FUND BALANCE	<u>\$ 1,383,221</u>	<u>\$ 1,044,896</u>	<u>\$ 828,033</u>	<u>\$ 926,110</u>	<u>\$ 990,582</u>	<u>\$ 620,595</u>		

**City of Kyle, Texas
Fund Summary Budget Status Report
STORM DRAINAGE UTILITY FUND (3120)**

	<u>Actual 2020-21</u>	<u>Actual 2021-22</u>	<u>Approved Budget 2022-23</u>	<u>Year to Date w/Encumbrance 6/30/2023</u>	<u>Current Year Estimate 2022-23</u>	<u>Council Approved Budget 2023-24</u>	<u>Approved \$ Increase(Decrease) From FY 2022-23 Approved Budget</u>	<u>Approved % Increase(Decrease) From FY 2022-23 Approved Budget</u>	
BEGINNING FUND BALANCE	\$ 1,218,835	\$ 1,383,221	\$ 1,044,896	\$ 1,044,896	\$ 1,044,896	\$ 990,582			
REVENUE:									
Line No.	Storm Drainage Charges								
1	Storm Drainage Fee Residential	\$ 756,756	\$ 773,428	\$ 832,400	\$ 600,933	\$ 801,243	\$ 888,900	\$ 56,500	6.79%
2	Storm Drainage Fee-Commercial	860,813	874,249	946,900	644,212	858,950	1,007,900	61,000	6.44%
3	Reconnect Fees	(1,598)	-	2,000	-	2,000	2,000	-	0.00%
4	Floodplain Development Application Review Fee	-	-	-	750	750	-	-	0.00%
5	Developer Contributions	-	-	3,500	-	3,500	3,500	-	0.00%
6	Late Payment Penalties	16,937	38,037	-	43,783	43,783	-	-	0.00%
7	Refunds and Reimbursement	-	-	-	-	-	-	-	0.00%
	Total Drainage Utility Revenue	<u>\$ 1,632,908</u>	<u>\$ 1,685,713</u>	<u>\$ 1,784,800</u>	<u>\$ 1,289,678</u>	<u>\$ 1,710,226</u>	<u>\$ 1,902,300</u>	<u>\$ 117,500</u>	<u>6.58%</u>
TOTAL REVENUE:		<u>\$ 1,632,908</u>	<u>\$ 1,685,713</u>	<u>\$ 1,784,800</u>	<u>\$ 1,289,678</u>	<u>\$ 1,710,226</u>	<u>\$ 1,902,300</u>	<u>\$ 117,500</u>	<u>6.58%</u>
Transfer Revenue									
8	Transfer In - General Fund	\$ -	\$ 525,000	\$ -	\$ -	\$ -	\$ -	\$ -	0.00%
9	Transfer In - Water Operating	-	-	-	-	-	-	-	0.00%
10	Transfer In - Wastewater Operating	-	-	-	-	-	-	-	0.00%
11	Transfer In - GF/CIP (Stagecoach Re-Prioritization)	351,500	-	-	-	-	-	-	0.00%
	Total Transfer Revenue	<u>\$ 351,500</u>	<u>\$ 525,000</u>	<u>\$ -</u>	<u>\$ -</u>	<u>\$ -</u>	<u>\$ -</u>	<u>\$ -</u>	<u>0.00%</u>
TOTAL REVENUE AND TRANSFER IN		<u>\$ 1,984,408</u>	<u>\$ 2,210,713</u>	<u>\$ 1,784,800</u>	<u>\$ 1,289,678</u>	<u>\$ 1,710,226</u>	<u>\$ 1,902,300</u>	<u>\$ 117,500</u>	<u>6.58%</u>
EXPENDITURES:									
Line No.	NON-DEPARTMENTAL								
1	Pay Parity (Non-Civil Svc)	\$ -	\$ -	\$ 38,007	\$ -	\$ -	\$ 11,246	\$ (26,761)	-70.41%
2	Health Insurance Payroll Reconciliation Adjustment	-	-	-	-	-	9,897	9,897	0.00%
3	Bad Debt Collection Service	8,150	-	-	-	-	-	-	0.00%
4	COVID-19 (CRF-Grant Reimbursement)	(12,444)	-	-	-	-	-	-	0.00%
	2. Contractual Services	<u>\$ (4,294)</u>	<u>\$ -</u>	<u>\$ 38,007</u>	<u>\$ -</u>	<u>\$ -</u>	<u>\$ 21,143</u>	<u>\$ (16,864)</u>	<u>-44.37%</u>
	Total Drainage Non-Departmental	<u>\$ (4,294)</u>	<u>\$ -</u>	<u>\$ 38,007</u>	<u>\$ -</u>	<u>\$ -</u>	<u>\$ 21,143</u>	<u>\$ (16,864)</u>	<u>-44.37%</u>
EXPENDITURES:									
Line No.	STORM DRAINAGE UTILITY ADMINISTRATION								
1	Regular Full Time Wages	\$ 182,878	\$ 133,200	\$ 210,674	\$ 149,801	\$ 204,990	\$ 302,810	\$ 92,136	43.73%
2	Overtime Wages	1,942	4	-	-	-	-	-	0.00%
3	Vacation Leave	-	-	-	-	-	-	-	0.00%
4	Sick Leave - Regular	-	-	-	-	-	-	-	0.00%
5	Cost of Living Adjustment	-	-	-	-	-	-	-	0.00%
6	GW/Merit Increase	-	-	32,864	-	-	13,592	(19,272)	-58.64%
7	Longevity Pay	1,976	1,365	2,040	1,650	1,650	1,995	(45)	-2.21%
8	Car Allowance	-	-	1,500	1,096	1,500	1,500	-	0.00%
9	Language Incentive	-	-	-	-	-	-	-	0.00%
10	Certification Incentive	326	314	-	-	-	-	-	0.00%
11	Health Insurance Deductible	-	-	2,416	1,750	1,750	3,000	584	24.17%
12	FICA/Social Security	13,807	10,014	19,064	11,470	15,695	24,472	5,408	28.37%

	Actual 2020-21	Actual 2021-22	Approved Budget 2022-23	Year to Date w/Encumbrance 6/30/2023	Current Year Estimate 2022-23	Council Approved Budget 2023-24	Approved \$ Increase(Decrease) From FY 2022-23 Approved Budget	Approved % Increase(Decrease) From FY 2022-23 Approved Budget
13 Workers Compensation	-	-	-	-	-	-	-	0.00%
14 State Unemployment Taxes	630	18	18	16	22	27	9	47.95%
15 Retirement - TMRS	24,336	17,374	32,857	19,932	27,276	42,578	9,721	29.58%
16 Health Insurance	20,759	12,113	20,398	8,688	11,888	25,013	4,615	22.62%
17 Dental Insurance	1,133	650	1,053	410	561	1,404	351	33.33%
18 Life Insurance	141	91	243	123	168	324	81	33.33%
19 ST/LT Disability Insurance	1,300	732	1,615	774	1,059	2,073	458	28.36%
20 Vision Insurance	270	146	228	90	123	303	76	33.19%
21 AD&D	23	12	22	13	18	27	5	22.73%
1. Personnel	\$ 249,523	\$ 176,032	\$ 324,992	\$ 195,812	\$ 266,701	\$ 419,118	\$ 94,126	28.96%
22 Travel - Training & Conferences	\$ 780	\$ 177	\$ 875	\$ 693	\$ 875	\$ 1,375	\$ 500	57.14%
23 Mileage Reimbursement	-	-	-	-	-	-	-	0.00%
24 Memberships and Dues	-	360	-	4,690	4,690	-	-	0.00%
25 Subscription and Books	-	-	-	-	-	-	-	0.00%
26 Cell Phones/Pagers	-	-	-	-	-	1,000	1,000	0.00%
27 Lease Payments - Motor Vehicles	-	-	-	-	-	-	-	0.00%
28 Motor Vehicle Repair/Maint	-	-	-	-	-	-	-	0.00%
29 Other Equip Maint/Repair	-	-	-	-	-	-	-	0.00%
30 Legal Services	359	508	5,000	88	5,000	5,000	-	0.00%
31 Engineering Services	-	14,992	-	-	-	-	-	0.00%
32 County Recording Fees	-	-	-	-	-	-	-	0.00%
33 Outside Printing	-	-	-	-	-	-	-	0.00%
34 Delivery/Courier Service	-	-	-	-	-	-	-	0.00%
35 Advertising	-	-	-	-	-	-	-	0.00%
36 Public Notices	-	-	500	629	629	500	-	0.00%
37 Testing/Certification	-	-	-	-	-	-	-	0.00%
38 Other Contract Services	-	-	-	-	-	-	-	0.00%
39 IT Software/System Fees	10,562	11,573	13,000	14,022	14,022	13,000	-	0.00%
40 TCEQ Permit	307	665	500	103	103	500	-	0.00%
41 Services - Engineering	-	-	-	-	-	-	-	0.00%
42 Services - MS4 Compliance	5,000	5,403	18,000	4,301	18,000	18,000	-	0.00%
43 Services - Grant Writer	-	-	-	-	-	-	-	0.00%
2. Contractual Services	\$ 17,008	\$ 33,678	\$ 37,875	\$ 24,526	\$ 43,319	\$ 39,375	\$ 1,500	3.96%
44 Uniforms (Buy)	\$ -	\$ -	\$ 325	-	\$ 325	\$ 825	\$ 500	153.85%
45 General Office Supplies	-	-	250	73	250	750	500	200.00%
46 Postage	7	-	-	-	-	-	-	0.00%
47 Training Supplies	-	-	-	-	-	-	-	0.00%
48 Food/Meals	-	-	-	-	-	-	-	0.00%
49 Miscellaneous Supplies	-	27	200	-	-	200	-	0.00%
50 Office Furniture (<\$5K)	-	-	375	-	-	1,500	1,125	300.00%
51 Computer Hardware	-	-	1,125	-	-	2,500	1,375	122.22%
52 Computer Software	-	-	-	-	-	-	-	0.00%
53 Sampling Equipment	-	-	500	-	500	500	-	0.00%
54 Fuel	-	-	-	-	-	-	-	0.00%
3. Commodities	\$ 7	\$ 27	\$ 2,775	\$ 73	\$ 1,075	\$ 6,275	\$ 3,500	126.13%
55 Computer Equipment	\$ -	\$ -	\$ -	\$ -	\$ -	\$ -	\$ -	0.00%
56 Computer Software	-	-	-	-	-	10,000	10,000	0.00%
57 E.coli & Nutrient Reduction Project - 2 Year	-	-	-	-	-	250,000	250,000	0.00%
58 Engineering Svc-Capital Outlay	-	-	-	-	-	-	-	0.00%
6. Non-CIP Capital Outlay	\$ -	\$ -	\$ -	\$ -	\$ -	\$ 260,000	\$ 260,000	0.00%
Total Drainage Utility Administration	\$ 266,538	\$ 209,738	\$ 365,642	\$ 220,411	\$ 311,094	\$ 724,768	\$ 359,126	98.22%

		Actual 2020-21	Actual 2021-22	Approved Budget 2022-23	Year to Date w/Encumbrance 6/30/2023	Current Year Estimate 2022-23	Council Approved Budget 2023-24	Approved \$ Increase(Decrease) From FY 2022-23 Approved Budget	Approved % Increase(Decrease) From FY 2022-23 Approved Budget
EXPENDITURES:									
Line No.	STORM DRAINAGE UTILITY OPERATIONS								
1	Regular Full Time Wages	\$ 373,577	\$ 272,834	\$ 412,891	\$ 305,447	\$ 417,981	\$ 497,071	\$ 84,181	20.39%
2	Overtime Wages	8,274	4,389	5,500	3,261	4,463	5,500	-	0.00%
3	On-Call Pay	-	-	4,000	100	137	-	(4,000)	-100.00%
4	Vacation Leave	4,633	10,222	-	-	-	-	-	0.00%
5	Sick Leave - Regular	-	-	-	-	-	-	-	0.00%
6	Cost of Living Adjustment	-	-	-	-	-	-	-	0.00%
7	GW/Merit Increase	-	-	63,267	-	-	29,511	(33,756)	-53.35%
8	Longevity Pay	4,965	5,704	7,035	7,260	7,260	9,240	2,205	31.34%
9	Language Incentive	-	-	-	-	-	-	-	0.00%
10	Certification Incentive	-	200	650	712	974	975	325	50.00%
11	Health Insurance Deductible	-	-	9,060	7,000	7,000	8,500	(560)	-6.18%
12	FICA/Social Security	28,902	21,027	37,714	23,859	32,649	41,486	3,772	10.00%
13	Workers Compensation	-	-	-	-	-	-	-	0.00%
14	State Unemployment Taxes	2,872	50	76	58	80	76	-	0.00%
15	Retirement - TMRS	50,342	36,589	65,092	41,412	56,669	72,179	7,087	10.89%
16	Health Insurance	84,162	45,902	77,060	41,591	56,913	70,871	(6,189)	-8.03%
17	Dental Insurance	4,678	2,216	3,977	1,924	2,633	3,976	(1)	-0.03%
18	Life Insurance	490	398	918	553	756	918	-	0.00%
19	ST/LT Disability Insurance	2,611	1,536	3,174	1,714	2,345	3,478	304	9.58%
20	Vision Insurance	1,104	510	859	453	620	859	-	0.00%
21	AD&D	98	50	82	59	81	76	(6)	-7.32%
1. Personnel		\$ 566,709	\$ 401,627	\$ 691,355	\$ 435,402	\$ 590,560	\$ 744,716	\$ 53,361	7.72%
22	Travel - Training & Conferences	\$ 194	\$ 678	\$ 1,500	\$ 1,629	\$ 1,629	\$ 1,500	\$ -	0.00%
23	Memberships and Dues	-	-	-	-	-	-	-	0.00%
24	Subscription and Books	-	-	-	-	-	-	-	0.00%
25	Cell Phones/Pagers	-	-	1,000	230	1,000	1,000	-	0.00%
26	Electrical Maintenance/Repairs	278	-	-	-	-	-	-	0.00%
27	Drainage System Maintenance	30,949	56,822	100,000	65,350	100,000	100,000	-	0.00%
28	Lease Payments - Motor Vehicles	6,749	854	44,144	-	-	44,144	-	0.00%
29	Motor Vehicle Repair/Maint	32,207	19,914	20,000	8,503	20,000	20,000	-	0.00%
30	Truck/Heavy Equipment Repair	-	-	-	-	-	-	-	0.00%
31	Legal Services	-	-	-	-	-	10,000	10,000	0.00%
32	Engineering Services	-	-	-	-	-	-	-	0.00%
33	Outside Printing	-	-	-	-	-	-	-	0.00%
34	Delivery/Courier Service	-	-	-	-	-	-	-	0.00%
35	Advertising	-	-	-	-	-	-	-	0.00%
36	IT Software/System Fees	3,641	1,344	22,500	21,929	22,500	22,500	-	0.00%
37	IT Online Services	-	5,956	35,946	-	35,946	35,946	-	0.00%
38	TCEQ Permit	-	-	-	-	-	-	-	0.00%
39	Services - Utility Billing	-	-	-	-	-	-	-	0.00%
40	Services - Engineering	-	-	-	-	-	-	-	0.00%
41	Emergency - Flood/Storm	807	-	-	-	-	-	-	0.00%
2. Contractual Services		\$ 74,825	\$ 85,566	\$ 225,090	\$ 97,641	\$ 181,074	\$ 235,090	\$ 10,000	4.44%
42	Uniforms (Buy)	\$ 4,606	\$ 3,515	\$ 8,120	\$ 2,965	\$ 8,120	\$ 8,120	\$ -	0.00%
43	General Office Supplies	27	7	250	46	250	250	-	0.00%
44	Postage	-	-	-	-	-	-	-	0.00%
45	Fire Prevention Supplies	73	-	500	109	500	500	-	0.00%
46	Medical Supplies	-	-	200	188	200	200	-	0.00%
47	Minor Tools/Instruments	-	-	-	-	-	5,000	5,000	0.00%
48	Training Supplies	-	-	-	-	-	-	-	0.00%
49	Food/Meals	-	-	-	-	-	-	-	0.00%

	Actual 2020-21	Actual 2021-22	Approved Budget 2022-23	Year to Date w/Encumbrance 6/30/2023	Current Year Estimate 2022-23	Council Approved Budget 2023-24	Approved \$ Increase(Decrease) From FY 2022-23 Approved Budget	Approved % Increase(Decrease) From FY 2022-23 Approved Budget
50 Miscellaneous Supplies	-	-	-	242	242	-	-	0.00%
51 Office Equipment	-	-	-	-	-	-	-	0.00%
52 Communication Equipment	-	269	-	-	-	-	-	0.00%
53 Computer Hardware	-	-	-	-	-	-	-	0.00%
54 Other Field Equipment	-	-	-	-	-	-	-	0.00%
55 Equipment - Radios	-	-	-	-	-	-	-	0.00%
56 Fuel	32,254	18,048	32,500	11,461	32,500	32,500	-	0.00%
3. Commodities	\$ 36,961	\$ 21,839	\$ 41,570	\$ 15,010	\$ 41,812	\$ 46,570	\$ 5,000	12.03%
57 Communication Equipment	\$ -	\$ -	\$ -	-	-	\$ -	\$ -	0.00%
58 Computer Equipment	-	-	-	-	-	-	-	0.00%
59 Machine Tools/Apparatus	-	-	-	-	-	-	-	0.00%
60 Light Equipment	-	-	-	-	-	-	-	0.00%
61 Motor Vehicles	-	-	-	-	-	-	-	0.00%
62 Heavy Equipment	-	80,268	-	-	-	-	-	0.00%
63 Street/Drain/Sidewalk/Bridge	-	-	-	-	-	-	-	0.00%
64 Capital Improv - Construction	-	-	-	-	-	-	-	0.00%
65 Building Improvements	-	-	-	-	-	-	-	0.00%
66 Engineering Svc-Capital Outlay	-	-	-	-	-	-	-	0.00%
6. Non-CIP Capital Outlay	\$ -	\$ 80,268	\$ -	\$ -	\$ -	\$ -	\$ -	0.00%
67 Transfers Out - CIP - Masterplan	\$ 500,000	\$ -	\$ 500,000	\$ 500,000	\$ 500,000	\$ 100,000	\$ (400,000)	-80.00%
68 Transfer Out - Non-Point Source Water Quality Impv Prc	-	-	140,000	140,000	140,000	-	(140,000)	-100.00%
69 Transfers Out - CIP - Scott/Sledge Storm Drainage	450,000	-	-	-	-	400,000	400,000	0.00%
70 Transfers Out - CIP - Quail Ridge	-	1,500,000	-	-	-	-	-	0.00%
71 Transfers Out - CIP Plum Creek Channel Improvements	-	250,000	-	-	-	-	-	0.00%
7. Transfers	\$ 950,000	\$ 1,750,000	\$ 640,000	\$ 640,000	\$ 640,000	\$ 500,000	\$ (140,000)	-21.88%
Total Drainage Utility Operations	\$ 1,628,495	\$ 2,339,301	\$ 1,598,014	\$ 1,188,054	\$ 1,453,446	\$ 1,526,376	\$ (71,639)	-4.48%
TOTAL EXPENDITURES:	\$ 1,890,739	\$ 2,549,038	\$ 2,001,663	\$ 1,408,465	\$ 1,764,541	\$ 2,272,287	\$ 270,623	13.52%
TOTAL REVENUE & TRANSFERS-IN IN EXCESS (DEFICIT) OVER EXPENDITURES	\$ 93,669	\$ (338,325)	\$ (216,863)	\$ (118,787)	\$ (54,314)	\$ (369,987)		
ADJUSTMENT PER AUDIT FOR RESTRICTED FUNDS	\$ 70,717	\$ -						
ESTIMATED ENDING FUND BALANCE	\$ 1,383,221	\$ 1,044,896	\$ 828,033	\$ 926,110	\$ 990,582	\$ 620,595		



TIRZ #1 Fund Summary & Line-Item Detail

Approved Budget
Fiscal Year 2023-2024

City Council Budget Worksession No. 5

September 19, 2023

**City of Kyle, Texas
Fund Summary Budget Status Report
TIRZ #1 FUND**

	<u>Actual 2020-21</u>	<u>Actual 2021-22</u>	<u>Approved Budget 2022-23</u>	<u>Year to Date w/Encumbrance 6/30/2023</u>	<u>Current Year Estimate 2022-23</u>	<u>Council Approved Budget 2023-24</u>	<u>Approved \$ Increase(Decrease) From FY 2022-23 Approved Budget</u>	<u>Approved % Increase(Decrease) From FY 2022-23 Approved Budget</u>
BEGINNING FUND BALANCE	\$ 57,800	\$ 79,995	\$ (201,209)	\$ (201,209)	\$ (201,209)	\$ 275,842		
Line No.								
REVENUE:								
1	Property Taxes- County TIRZ/TIF	\$ 710,518	\$ 685,097	\$ 1,138,100	\$ 804,540	\$ 804,540	\$ 1,138,100	\$ - 0.00%
2	Property Taxes - City's Share of M&O and I&S	1,132,620	856,362	1,495,600	1,495,600	1,495,600	1,495,600	- 0.00%
	TOTAL REVENUE AND TRANSFERS IN:	<u>\$ 1,843,138</u>	<u>\$ 1,541,459</u>	<u>\$ 2,633,700</u>	<u>\$ 2,300,140</u>	<u>\$ 2,300,140</u>	<u>\$ 2,633,700</u>	<u>\$ - 0.00%</u>
EXPENDITURES:								
3	2013 GO Refunding Interest	324,347	307,478	\$ 290,069	\$ 145,034	\$ 290,069	\$ 272,120	\$ (17,949) -6.19%
4	2013 GO Refunding Principal	562,313	580,307	598,301		598,301	616,295	17,995 3.01%
5	2016 GO Refunding Interest	166,766	145,609	123,791	67,432	123,791	101,313	(22,478) -18.16%
6	2016 GO Refunding Principal	694,272	716,262	738,253	738,253	738,253	760,243	21,991 2.98%
7	2020 GO Refunding Interest	12,975	13,228	10,937	5,535	10,937	8,548	(2,389) -21.84%
8	2020 GO Refunding Principal	60,270	59,780	61,740	8,820	61,740	64,190	2,450 3.97%
	TOTAL EXPENDITURES:	<u>\$ 1,820,943</u>	<u>\$ 1,822,663</u>	<u>\$ 1,823,090</u>	<u>\$ 965,074</u>	<u>\$ 1,823,090</u>	<u>\$ 1,822,709</u>	<u>\$ (381) -0.02%</u>
	TOTAL REVENUE & TRANSFERS-IN	<u>\$ 22,195</u>	<u>\$ (281,203)</u>	<u>\$ 810,610</u>	<u>\$ 1,335,066</u>	<u>\$ 477,050</u>	<u>\$ 810,991</u>	<u>\$ 381</u>
	IN EXCESS (DEFICIT) OVER EXPENDITURES							
	ESTIMATED ENDING FUND BALANCE	<u>\$ 79,995</u>	<u>\$ (201,209)</u>	<u>\$ 609,402</u>	<u>\$ 1,133,857</u>	<u>\$ 275,842</u>	<u>\$ 1,086,833</u>	

**City of Kyle, Texas
Fund Summary Budget Status Report
TIRZ #1 LOAN I & S FUND (1520)**

	<u>Actual 2020-21</u>	<u>Actual 2021-22</u>	<u>Approved Budget 2022-23</u>	<u>Year to Date w/Encumbrance 6/30/2023</u>	<u>Current Year Estimate 2022-23</u>	<u>Council Approved Budget 2023-24</u>	<u>Approved \$ Increase(Decrease) From FY 2022-23 Approved Budget</u>	<u>Approved % Increase(Decrease) From FY 2022-23 Approved Budget</u>
BEGINNING FUND BALANCE	\$ 57,800	\$ 79,995	\$ (201,209)	\$ (201,209)	\$ (201,209)	\$ 275,842		
Line No.								
REVENUE:								
Property Taxes								
1 Property Taxes - Current	\$ -	\$ -	\$ -	\$ -	\$ -	\$ -	\$ -	0.00%
2 Property Taxes- County TIRZ/TIF	710,518	685,097	1,138,100	804,540	804,540	1,138,100	-	0.00%
Total Property Taxes	<u>\$ 710,518</u>	<u>\$ 685,097</u>	<u>\$ 1,138,100</u>	<u>\$ 804,540</u>	<u>\$ 804,540</u>	<u>\$ 1,138,100</u>	<u>\$ -</u>	<u>0.00%</u>
Investment Income								
3 Investment Income	\$ -	\$ -	\$ -	\$ -	\$ -	\$ -	\$ -	0.00%
Total Investment Income	<u>\$ -</u>	<u>\$ -</u>	<u>\$ -</u>	<u>\$ -</u>	<u>\$ -</u>	<u>\$ -</u>	<u>\$ -</u>	<u>0.00%</u>
Transfer In								
4 Transfer In - M&O General Fund	\$ -	\$ -	\$ 971,700	\$ 971,700	\$ 971,700	\$ 971,700	\$ -	0.00%
5 Transfer In - I & S Fund	1,132,620	856,362	523,900	523,900	523,900	523,900	-	0.00%
Total Transfer In	<u>\$ 1,132,620</u>	<u>\$ 856,362</u>	<u>\$ 1,495,600</u>	<u>\$ 1,495,600</u>	<u>\$ 1,495,600</u>	<u>\$ 1,495,600</u>	<u>\$ -</u>	<u>0.00%</u>
TOTAL REVENUE AND TRANSFERS IN:	<u>\$ 1,843,138</u>	<u>\$ 1,541,459</u>	<u>\$ 2,633,700</u>	<u>\$ 2,300,140</u>	<u>\$ 2,300,140</u>	<u>\$ 2,633,700</u>	<u>\$ -</u>	<u>0.00%</u>
EXPENDITURES:								
8 2013 GO Refunding Interest	\$ 324,347	\$ 307,478	\$ 290,069	\$ 145,034	\$ 290,069	\$ 272,120	(17,949)	-6.19%
9 2013 GO Refunding Principal	562,313	580,307	598,301	598,301	598,301	616,295	17,995	3.01%
10 2016 GO Refunding Interest	166,766	145,609	123,791	67,432	123,791	101,313	(22,478)	-18.16%
11 2016 GO Refunding Principal	694,272	716,262	738,253	738,253	738,253	760,243	21,991	2.98%
12 2020 GO Refunding Interest	12,975	13,228	10,937	5,535	10,937	8,548	(2,389)	-21.84%
13 2020 GO Refunding Principal	60,270	59,780	61,740	8,820	61,740	64,190	2,450	3.97%
14 Bank Charges/Paying Agent Fees	-	-	-	-	-	-	-	0.00%
15 SIB Loan I Interest	-	-	-	-	-	-	-	0.00%
16 SIB Loan I Principal	-	-	-	-	-	-	-	0.00%
TOTAL EXPENDITURES:	<u>\$ 1,820,943</u>	<u>\$ 1,822,663</u>	<u>\$ 1,823,090</u>	<u>\$ 965,074</u>	<u>\$ 1,823,090</u>	<u>\$ 1,822,709</u>	<u>\$ (381)</u>	<u>-0.02%</u>
TOTAL REVENUE & TRANSFERS-IN IN EXCESS (DEFICIT) OVER EXPENDITURES	<u>\$ 22,195</u>	<u>\$ (281,203)</u>	<u>\$ 810,610</u>	<u>\$ 1,335,066</u>	<u>\$ 477,050</u>	<u>\$ 810,991</u>	<u>\$ 381</u>	
ESTIMATED ENDING FUND BALANCE	<u>\$ 79,995</u>	<u>\$ (201,209)</u>	<u>\$ 609,402</u>	<u>\$ 1,133,857</u>	<u>\$ 275,842</u>	<u>\$ 1,086,833</u>		



TIRZ #2 Fund Summary & Line-Item Detail

Approved Budget
Fiscal Year 2023-2024

City Council Budget Worksession No. 5

September 19, 2023

**City of Kyle, Texas
Fund Summary Budget Status Report
TIRZ #2 FUND (1530)**

	<u>Actual 2020-21</u>	<u>Actual 2021-22</u>	<u>Approved Budget 2022-23</u>	<u>Year to Date w/Encumbrance 6/30/2023</u>	<u>Current Year Estimate 2022-23</u>	<u>Council Approved Budget 2023-24</u>	<u>Approved \$ Increase(Decrease) From FY 2022-23 Approved Budget</u>	<u>Approved % Increase(Decrease) From FY 2022-23 Approved Budget</u>
BEGINNING FUND BALANCE	\$ (39,695)	\$ 5,569,874	\$ 3,003,108	\$ 3,003,108	\$ 3,003,108	\$ 10,084,003		
Line No.								
REVENUE:								
Property Taxes								
1 Property Taxes - County TIRZ/TIF	\$ 230,113	\$ 402,122	\$ 1,068,300	\$ 629,334	\$ 629,334	\$ 919,756	\$ (148,544)	-33.84%
3 Property Taxes - City's Share of M&O and I&S	6,511,145	528,468	1,663,800	1,283,448	1,283,448	1,495,745	(168,055)	-10.10%
2 Bond Proceeds	-	-	8,000,000	-	8,000,000	15,330,000	7,330,000	91.63%
TOTAL REVENUE AND TRANSFERS IN:	<u>\$ 6,741,259</u>	<u>\$ 930,591</u>	<u>\$ 10,732,100</u>	<u>\$ 1,912,782</u>	<u>\$ 9,912,782</u>	<u>\$ 17,745,501</u>	<u>\$ 7,013,401</u>	<u>65.35%</u>
EXPENDITURES:								
4 Debt Service	\$ -	\$ -	\$ 700,000	\$ -	\$ -	\$ 507,036	\$ (192,964)	-27.57%
5 TIRZ #2 Operations & Maintenance	97,859	236,061	1,020,200	344,182	361,274	561,463	561,463	55.03%
6 La Verde Park - Brick and Mortar	1,007,571	2,784,469	905,807	908,334	933,334	-	-	0.00%
7 Cultural Trails - Brick and Mortar	26,260	476,827	1,280,241	1,280,241	1,280,241	-	-	0.00%
8 Retail Roads - TIRZ #2 Bonds	-	-	8,000,000	2,307	2,307	8,000,000	8,000,000	100.00%
9 Roundabouts - TIRZ #2 Bonds	-	-	-	-	-	4,500,000	4,500,000	0.00%
10 Temporary Parking Lot Improvements (Planned Cash Funded)	-	-	-	-	-	1,000,000	1,000,000	0.00%
11 Parking Garage (Planned TIRB Series 2026)	-	-	-	-	-	-	-	0.00%
TOTAL EXPENDITURES:	<u>\$ 1,131,690</u>	<u>\$ 3,497,356</u>	<u>\$ 11,906,248</u>	<u>\$ 2,535,064</u>	<u>\$ 2,577,156</u>	<u>\$ 14,568,499</u>	<u>\$ 13,868,499</u>	<u>116.48%</u>
TOTAL REVENUE & TRANSFERS-IN IN EXCESS (DEFICIT) OVER EXPENDITURES	<u>\$ 5,609,569</u>	<u>\$ (2,566,765)</u>	<u>\$ (1,174,148)</u>	<u>\$ (622,283)</u>	<u>\$ 7,335,626</u>	<u>\$ 3,177,002</u>	<u>\$ (6,855,098)</u>	
REQUIRED BOND RESERVE FUND FOR SERIES 2023 TIR BONDS				\$ (254,731)	\$ (254,731)	\$ (254,731)		
ESTIMATED ENDING FUND BALANCE	<u>\$ 5,569,874</u>	<u>\$ 3,003,108</u>	<u>\$ 1,828,961</u>	<u>\$ 2,126,095</u>	<u>\$ 10,084,003</u>	<u>\$ 13,006,274</u>		

**City of Kyle, Texas
Fund Summary Budget Status Report
TIRZ #2 FUND (1530)**

	<u>Actual 2020-21</u>	<u>Actual 2021-22</u>	<u>Approved Budget 2022-23</u>	<u>Year to Date w/Encumbrance 6/30/2023</u>	<u>Current Year Estimate 2022-23</u>	<u>Council Approved Budget 2023-24</u>	<u>Approved \$ Increase(Decrease) From FY 2022-23 Approved Budget</u>	<u>Approved % Increase(Decrease) From FY 2022-23 Approved Budget</u>	
BEGINNING FUND BALANCE	\$ (39,695)	\$ 5,569,874	\$ 3,003,108	\$ 3,003,108	\$ 3,003,108	\$ 10,084,003			
Line No.									
REVENUE:									
Property Taxes									
1	Property Taxes - County TIRZ/TIF	\$ 230,113	\$ 402,122	\$ 1,068,300	\$ 629,334	\$ 629,334	\$ 919,756	\$ (148,544)	-33.84%
	Total Property Taxes	\$ 230,113	\$ 402,122	\$ 1,068,300	\$ 629,334	\$ 629,334	\$ 919,756	\$ (148,544)	-33.84%
2	Bond Proceeds	\$ -	\$ -	\$ 8,000,000	\$ -	\$ 8,000,000	\$ 15,330,000	\$ 7,330,000	91.63%
3	Bond Premium	-	-	-	-	-	-	-	0.00%
	Total Bond Proceeds	\$ -	\$ -	\$ 8,000,000	\$ -	\$ 8,000,000	\$ 15,330,000	\$ 7,330,000	91.63%
Transfer In									
4	Transfer In - General Fund	\$ 227,000	\$ -	\$ -	\$ -	\$ -	\$ -	\$ -	0.00%
5	Transfer In - M&O General Fund	177,903	343,369	912,100	597,313	597,313	872,959	(39,141)	-4.29%
6	Transfer In - General Fund for CIP	-	-	260,000	260,000	260,000	-	(260,000)	-100.00%
7	Transfer In - I & S Fund	106,242	185,099	491,700	426,135	426,135	622,786	131,086	26.66%
8	Transfer In - WWTP Bond Fund	6,000,000	-	-	-	-	-	-	0.00%
	Total Transfer In	\$ 6,511,145	\$ 528,468	\$ 1,663,800	\$ 1,283,448	\$ 1,283,448	\$ 1,495,745	\$ (168,055)	-10.10%
	TOTAL REVENUE AND TRANSFERS IN:	\$ 6,741,259	\$ 930,591	\$ 10,732,100	\$ 1,912,782	\$ 9,912,782	\$ 17,745,501	\$ 7,013,401	65.35%
EXPENDITURES:									
Debt Service									
9	2023 TIRB Series Interest	\$ -	\$ -	\$ 700,000	\$ -	\$ -	\$ 437,036	\$ (262,964)	-37.57%
10	2023 TIRB Series Principal	-	-	-	-	-	70,000	70,000	0.00%
	Total Debt Service	\$ -	\$ -	\$ 700,000	\$ -	\$ -	\$ 507,036	\$ (192,964)	-27.57%
TIRZ #2 Operations & Maintenance									
11	Travel - City Business	\$ 6,342	\$ -	\$ 25,000	\$ -	\$ -	\$ -	\$ (25,000)	-100.00%
12	Legal Services	7,925	420	42,000	2,800	5,000	5,500	(36,500)	-86.90%
13	Public Notices	206	-	4,200	802	4,200	4,620	420	10.00%
14	O&M - Heroes Memorial	-	-	240,000	-	-	-	(240,000)	-100.00%
15	O&M - Central Park & Cultural Trails	-	-	300,000	-	-	-	(300,000)	-100.00%
16	Operating Contingency	-	-	25,000	-	-	-	(25,000)	-100.00%
17	Landscaping/Groundskeeping	58,387	61,053	84,000	24,490	24,490	-	-	
18	Landscaping/Groundskeeping - LVP	-	-	-	-	-	60,500	60,500	0.00%
19	Landscaping/Groundskeeping - HMP	-	-	-	-	-	60,500		
20	Landscaping/Groundskeeping - PAC	-	-	-	16,091	27,584	30,343		
21	General Administration	25,000	35,000	50,000	50,000	50,000	-	(50,000)	-100.00%
22	Transfer Out - Repayment to General Fund	-	139,588	250,000	250,000	250,000	400,000	150,000	60.00%
	Total TIRZ #2 Operations & Maintenance	\$ 97,859	\$ 236,061	\$ 1,020,200	\$ 344,182	\$ 361,274	\$ 561,463	\$ (465,580)	-45.64%

	Actual 2020-21	Actual 2021-22	Approved Budget 2022-23	Year to Date w/Encumbrance 6/30/2023	Current Year Estimate 2022-23	Approved Budget 2023-24	Increase(Decrease) From FY 2022-23 Approved Budget	Increase(Decrease) From FY 2022-23 Approved Budget
La Verde Park - Brick and Mortar								
23	\$ -	\$ -	\$ -	\$ -	\$ 25,000	\$ -	\$ -	0.00%
24	121	-	-	-	-	-	-	0.00%
25	200,196	200,196	333,577	333,577	333,577	-	(333,577)	-100.00%
26	468,445	2,472,906	564,048	564,048	564,048	-	(564,048)	-100.00%
27	-	-	18	18	18	-	-	-
28	57,772	36,764	-	-	-	-	-	0.00%
29	281,037	74,602	8,164	10,691	10,691	-	(8,164)	-100.00%
Total Central Park - Brick and Mortar	\$ 1,007,571	\$ 2,784,469	\$ 905,807	\$ 908,334	\$ 933,334	\$ -	\$ (905,789)	-100.00%
Cultural Trails - Brick and Mortar								
30	\$ -	\$ -	\$ -	\$ -	\$ -	\$ -	\$ -	0.00%
31	-	408,551	1,280,241	1,280,241	1,280,241	-	(1,280,241)	-100.00%
32	26,260	68,276	-	-	-	-	-	0.00%
33	-	-	-	-	-	-	-	0.00%
Total Cultural Trails - Brick and Mortar	\$ 26,260.00	\$ 476,827	\$ 1,280,241	\$ 1,280,241	\$ 1,280,241	\$ -	\$ (1,280,241)	-100.00%
TIRZ #2 Revenue Bonds Expenditure								
40	\$ -	\$ -	\$ 8,000,000	\$ -	\$ -	8,000,000	-	0.00%
41	-	-	-	-	-	-	-	0.00%
Total TIRZ #2 Revenue Bonds Expenditure	\$ -	\$ -	\$ 8,000,000	\$ -	\$ -	\$ 8,000,000	\$ -	0.00%
Retail Road - Avenue A Street Extension								
42	\$ -	\$ -	\$ -	\$ -	\$ -	\$ -	\$ -	0.00%
43	-	-	-	769	769	-	-	0.00%
44	-	-	-	-	-	-	-	0.00%
Total Retail Road - Avenue A Street Extension	\$ -	\$ -	\$ -	\$ 769	\$ 769	\$ -	\$ -	0.00%
Retail Road - Cromwell Road Extension								
45	\$ -	\$ -	\$ -	\$ -	\$ -	\$ -	\$ -	0.00%
46	-	-	-	769	769	-	-	0.00%
47	-	-	-	-	-	-	-	0.00%
Total Retail Road - Cromwell Road Extension	\$ -	\$ -	\$ -	\$ 769	\$ 769	\$ -	\$ -	0.00%
Retail Road - Heroes Park Drive Extension								
48	\$ -	\$ -	\$ -	\$ -	\$ -	\$ -	\$ -	0.00%
49	-	-	-	769	769	-	-	0.00%
50	-	-	-	-	-	-	-	0.00%
Total Retail Road -Heroes Park Drive Extension	\$ -	\$ -	\$ -	\$ 769	\$ 769	\$ -	\$ -	0.00%
51	\$ -	\$ -	\$ -	\$ -	\$ -	\$ 1,500,000	\$ 1,500,000	0.00%
52	\$ -	\$ -	\$ -	\$ -	\$ -	\$ 1,500,000	\$ 1,500,000	0.00%

	<u>Actual 2020-21</u>	<u>Actual 2021-22</u>	<u>Approved Budget 2022-23</u>	<u>Year to Date w/Encumbrance 6/30/2023</u>	<u>Current Year Estimate 2022-23</u>	<u>Approved Budget 2023-24</u>	<u>Increase(Decrease) From FY 2022-23 Approved Budget</u>	<u>Increase(Decrease) From FY 2022-23 Approved Budget</u>
53 Roundabout - Sanders at Kohlers Crossing (Planned TIRB Series 2024)	\$ -	\$ -	\$ -	\$ -	\$ -	\$ 1,500,000	\$ 1,500,000	0.00%
54 Temporary Parking Lot Improvements (Planned Cash Funded)	\$ -	\$ -	\$ -	\$ -	\$ -	\$ 1,000,000	\$ 1,000,000	0.00%
55 Parking Garage (Planned TIRB Series 2026)	\$ -	\$ -	\$ -	\$ -	\$ -	\$ -	\$ -	0.00%
Total TIRZ #2 Road Bonds	\$ -	\$ -	\$ 8,000,000	\$ 2,307	\$ 2,307	\$ 13,500,000	\$ 5,500,000	68.75%
TOTAL EXPENDITURES:	<u>\$ 1,131,690</u>	<u>\$ 3,497,356</u>	<u>\$ 11,906,248</u>	<u>\$ 2,535,064</u>	<u>\$ 2,577,156</u>	<u>\$ 14,568,499</u>	<u>\$ 2,655,426</u>	<u>22.30%</u>
TOTAL REVENUE & TRANSFERS-IN IN EXCESS (DEFICIT) OVER EXPENDITURES	<u>\$ 5,609,569</u>	<u>\$ (2,566,765)</u>	<u>\$ (1,174,148)</u>	<u>\$ (622,283)</u>	<u>\$ 7,335,626</u>	<u>\$ 3,177,002</u>	<u>\$ 4,357,975</u>	
REQUIRED BOND RESERVE FUND FOR SERIES 2023 TIR BONDS				<u>\$ (254,731)</u>	<u>\$ (254,731)</u>	<u>\$ (254,731)</u>		
ESTIMATED ENDING FUND BALANCE	<u>\$ 5,569,874</u>	<u>\$ 3,003,108</u>	<u>\$ 1,828,961</u>	<u>\$ 2,126,095</u>	<u>\$ 10,084,003</u>	<u>\$ 13,006,274</u>		



All Other Fund Summaries

Approved Budget
Fiscal Year 2023-2024

City Council Budget Worksession No. 5

September 19, 2023

**City of Kyle, Texas
Fund Summary Budget Status Report
GENERAL FUND CIP PROJECTS (1110)**

	<u>Actual</u> <u>2020-21</u>	<u>Actual</u> <u>2021-22</u>	<u>Approved</u> <u>Budget</u> <u>2022-23</u>	<u>Year to Date</u> <u>w/Encumbrance</u> <u>6/30/2023</u>	<u>Current Year</u> <u>Estimate</u> <u>2022-23</u>	<u>Council</u> <u>Approved</u> <u>Budget</u> <u>2023-24</u>	<u>Approved \$</u> <u>Increase(Decrease)</u> <u>From FY 2022-23</u> <u>Approved Budget</u>	<u>Approved %</u> <u>Increase(Decrease)</u> <u>From FY 2022-23</u> <u>Approved Budget</u>
BEGINNING FUND BALANCE	\$ 14,871,873	\$ 13,149,326	\$ 15,537,308	\$ 15,537,308	\$ 15,537,308	\$ 22,364,551		
Line No.								
REVENUE:								
1 Developer Contributions	\$ -	\$ 125,000	\$ -		\$ -	\$ -	\$ -	0.00%
2 PID Contributions	-	-	-		-	-	-	0.00%
3 Grant Reimbursement - GLO	1,366,006	-	-	477,931	477,931	-	-	0.00%
4 Refunds and Reimbursement	6,177	-	-	-	-	-	-	0.00%
5 Transfer In - General Fund	5,200,000	6,026,462	11,904,152	11,904,152	11,904,152	13,965,561	2,061,409	17.32%
6 Transfer In - HOT Fund	-	-	-	-	-	-	-	0.00%
7 Transfer In - Water Operating	-	-	-	-	-	-	-	0.00%
8 Transfer In - Transportation Fund	-	191,438	-	-	-	-	-	0.00%
TOTAL REVENUE:	<u>\$ 6,572,184</u>	<u>\$ 6,342,900</u>	<u>\$ 11,904,152</u>	<u>\$ 12,382,083</u>	<u>\$ 12,382,083</u>	<u>\$ 13,965,561</u>	<u>\$ 2,061,409</u>	<u>17.32%</u>
EXPENDITURES:								
Transfers and Other								
9 Transfer Out - General Fund	\$ 2,898,500	\$ -	\$ -	\$ -	\$ -	\$ -	\$ -	0.00%
10 Transfer Out - Storm Drainage Fund	351,500	-	-	-	-	-	-	0.00%
11 Transfer Out - Senior Activity & Comm Cntr	-	200,000	-	-	-	-	-	0.00%
Total Transfers and Other	<u>\$ 3,250,000</u>	<u>\$ 200,000</u>	<u>\$ -</u>	<u>\$ -</u>	<u>\$ -</u>	<u>\$ -</u>	<u>\$ -</u>	<u>0.00%</u>
Property Acquisition Program:								
Property Acquisition Program								
1 Real Estate Acquisition	\$ 250,965	\$ 1,854	\$ 1,500,000	\$ 244	\$ 244	\$ 2,000,000	\$ 500,000	33.33%
Total Property Acquisition Program	<u>\$ 250,965</u>	<u>\$ 1,854</u>	<u>\$ 1,500,000</u>	<u>\$ 244</u>	<u>\$ 244</u>	<u>\$ 2,000,000</u>	<u>\$ 500,000</u>	<u>33.33%</u>
Downtown Mixed-Use Building								
2 Public Notices	\$ 710	\$ -	\$ -	\$ -	\$ -	\$ -	\$ -	0.00%
3 Capital Improvements - Construction	293,110	-	8,160,265	167,136	167,136	-	(8,160,265)	-100.00%
4 Legal Services - Capital Outlay	4,018	753	-	-	-	-	-	0.00%
5 Architectural Services - Capital Outlay	-	90,039	512,962	512,962	512,962	-	(512,962)	-100.00%
6 Project Management - Capital Outlay	-	6,111	205,042	205,042	205,042	-	(205,042)	-100.00%
7 Survey Services - Capital Outlay	18,000	-	-	(8,000)	(8,000)	-	-	0.00%
Total Downtown Mixed-Use Building	<u>\$ 315,838</u>	<u>\$ 96,902</u>	<u>\$ 8,878,268</u>	<u>\$ 877,139</u>	<u>\$ 877,139</u>	<u>\$ -</u>	<u>\$ (8,878,268)</u>	<u>-100.00%</u>
Property Acquisition - 110 W. Center St.								
8 Real Estate Acquisition	\$ -	\$ 493,610	-	\$ 9,145	\$ 9,145	\$ -	\$ -	0.00%
Total 110 W. Center St. Property Acquisition	<u>\$ -</u>	<u>\$ 493,610</u>	<u>\$ -</u>	<u>\$ 9,145</u>	<u>\$ 9,145</u>	<u>\$ -</u>	<u>\$ -</u>	<u>0.00%</u>
Property Acquisition - 107 Veteran's Drive								
9 Real Estate Acquisition	\$ -	\$ 498,835	-	-	-	\$ -	\$ -	0.00%
Total 107 Veteran's Drive Property Acquisition	<u>\$ -</u>	<u>\$ 498,835</u>	<u>\$ -</u>	<u>\$ -</u>	<u>\$ -</u>	<u>\$ -</u>	<u>\$ -</u>	<u>0.00%</u>
Property Acquisition - 108 W. Center St.								
10 Real Estate Acquisition	\$ -	\$ -	-	\$ 834,560	\$ 834,560	\$ -	\$ -	0.00%
Total 108 W. Center St. Property Acquisition	<u>\$ -</u>	<u>\$ -</u>	<u>\$ -</u>	<u>\$ 834,560</u>	<u>\$ 834,560</u>	<u>\$ -</u>	<u>\$ -</u>	<u>0.00%</u>
Total Property Acquisition Program:	<u>\$ 250,965</u>	<u>\$ 994,299</u>	<u>\$ 1,500,000</u>	<u>\$ 843,950</u>	<u>\$ 843,950</u>	<u>\$ 2,000,000</u>	<u>\$ 500,000</u>	<u>33.33%</u>

Downtown Master Planning and City-Wide Design Standards

	<u>Actual</u> <u>2020-21</u>	<u>Actual</u> <u>2021-22</u>	<u>Approved</u> <u>Budget</u> <u>2022-23</u>	<u>Year to Date</u> <u>w/Encumbrance</u> <u>6/30/2023</u>	<u>Current Year</u> <u>Estimate</u> <u>2022-23</u>	<u>Council</u> <u>Approved</u> <u>Budget</u> <u>2023-24</u>	<u>Approved \$</u> <u>Increase(Decrease)</u> <u>From FY 2022-23</u> <u>Approved Budget</u>	<u>Approved %</u> <u>Increase(Decrease)</u> <u>From FY 2022-23</u> <u>Approved Budget</u>
11 Architectural Services - Capital Outlay	\$ -	\$ 184,502	\$ 30,498	\$ 30,498	\$ 30,498	\$ -	\$ (30,498)	-100.00%
Total Downtown Master Planning and City-Wide Desig	\$ -	\$ 184,502	\$ 30,498	\$ 30,498	\$ 30,498	\$ -	\$ (30,498)	-100.00%
City Wide Beautification								
12 Gateway Signage	\$ -	\$ -	\$ -	\$ -	\$ -	\$ -	\$ -	0.00%
13 City Wide Beautification	248,679	300,676	500,000	284,359	500,000	1,000,000	500,000	100.00%
14 Way-Finding Signage	-	-	-	-	-	-	-	0.00%
15 Historic Water Tower	-	-	-	-	-	-	-	0.00%
Total City Wide Beautification	\$ 248,679	\$ 300,676	\$ 500,000	\$ 284,359	\$ 500,000	\$ 1,000,000	\$ 500,000	100.00%
Quiet Zone (Center St & East South St)								
16 Public Notices	\$ -	\$ -	\$ -	\$ 375	\$ 375	\$ -	\$ -	0.00%
17 Railroad Crossing Study	181,626	29,096	45,940	54,804	54,804	-	(45,940)	-100.00%
18 Relocating Rail Siding	-	-	-	-	-	-	-	0.00%
19 Engineering Services - Capital Outlay	-	40,895	4,050	4,050	4,050	-	(4,050)	-100.00%
20 Capital Improvements - Construction	-	-	348,528	353,655	353,655	150,000	(198,528)	-56.96%
Total Quiet Zone (Center St & East South St)	\$ 181,626	\$ 69,991	\$ 398,518	\$ 412,883	\$ 412,883	\$ 150,000	\$ (248,518)	-62.36%
Relocating Utilities								
21 Relocating Utilities Underground	\$ -	\$ -	\$ -	\$ -	\$ -	\$ -	\$ -	0.00%
22 City Square Park Overhead Utility Relocation	14,433	361,569	1,260,032	886,277	886,277	-	(1,260,032)	-100.00%
Total Relocating Utilities	\$ 14,433	\$ 361,569	\$ 1,260,032	\$ 886,277	\$ 886,277	\$ -	\$ (1,260,032)	-100.00%
Street & Sidewalk Improvements								
23 Customer Claims & Reimbursement	\$ -	\$ -	\$ -	\$ -	\$ -	\$ -	\$ -	0.00%
24 Micro Surfacing Improvements	941,471	482,714	535,991	533,361	535,991	500,000	(35,991)	-6.71%
25 Street Maintenance/Rehabilitation Program	-	520,204	22,717	22,717	22,717	-	(22,717)	-100.00%
26 Streetscape Improvements	-	-	-	-	-	-	-	0.00%
27 Sidewalk Rehabilitation Program	-	-	-	-	-	-	-	0.00%
28 Windy Hill	-	-	30,000	9,044	30,000	-	(30,000)	-100.00%
29 Old Post Road	160,282	102,321	734,550	709,603	709,603	-	(734,550)	-100.00%
30 Kyle Crossing	-	-	-	-	-	-	-	0.00%
31 Center Street/Stagecoach Road	-	-	-	-	-	-	-	0.00%
32 Bunton Road	-	-	-	-	-	-	-	0.00%
33 Goforth Rd	-	-	-	-	-	-	-	0.00%
34 Yarrington Road Bridge Aesthetics	45,519	-	-	-	-	-	-	0.00%
35 FM 150 East Sidewalks and Other Imprv	-	116,758	-	-	-	-	-	0.00%
36 Dacy Lane Sidewalk	-	-	-	-	-	-	-	0.00%
37 Kohlers Crossing Rehabilitation	-	-	-	-	-	-	-	0.00%
38 Street Pavement Assessment Study	-	-	-	-	-	-	-	0.00%
39 Center St Sidewalk RR Crossing	-	-	-	-	-	-	-	0.00%
Total Street & Sidewalk Improvements	\$ 1,147,271	\$ 1,221,997	\$ 1,323,259	\$ 1,274,725	\$ 1,298,311	\$ 500,000	\$ (823,259)	-62.21%
Windy Hill Road (GLO Grant)								
40 Public Notices	\$ 593	\$ 146	\$ -	\$ -	\$ -	\$ -	\$ -	0.00%
41 Grant Administration	183,239	26,622	-	-	-	-	-	0.00%
42 Capital Improvements - Construction	2,469,594	146,153	-	-	-	-	-	0.00%
43 Legal Services - Capital Outlay	4,620	53	-	-	-	-	-	0.00%
44 Engineering Services - Capital Outlay	49,038	55,010	-	-	-	-	-	0.00%
Total Windy Hill Road (GLO Grant)	\$ 2,707,083	\$ 227,984	\$ -	\$ -	\$ -	\$ -	\$ -	0.00%
Windy Hill Road (Cherrywood to IH35)								
45 Capital Improvements - Construction	\$ -	\$ -	\$ -	\$ -	\$ -	\$ -	\$ -	0.00%
Total Windy Hill Road (Cherrywood to IH35)	\$ -	\$ -	\$ -	\$ -	\$ -	\$ -	\$ -	0.00%

	<u>Actual 2020-21</u>	<u>Actual 2021-22</u>	<u>Approved Budget 2022-23</u>	<u>Year to Date w/Encumbrance 6/30/2023</u>	<u>Current Year Estimate 2022-23</u>	<u>Council Approved Budget 2023-24</u>	<u>Approved \$ Increase(Decrease) From FY 2022-23 Approved Budget</u>	<u>Approved % Increase(Decrease) From FY 2022-23 Approved Budget</u>
Old Stagecoach Road Reconstruction								
46 Legal Services - Capital Outlay	\$ 10,425	\$ -	\$ -		\$ -	\$ -	\$ -	0.00%
Total Old Stagecoach Road Reconstruction	\$ 10,425	\$ -	\$ -	\$ -	\$ -	\$ -	\$ -	0.00%
IH35 Southbound Frontage at Marketplace to Martinez Loop								
47 Engineering Services - Capital Outlay	\$ -	\$ 141,951	\$ 298,704	\$ 298,704	\$ 298,704	\$ -	\$ (298,704)	-100.00%
Total IH35 Southbound Frontage at Marketplace to Martinez Loop	\$ -	\$ 141,951	\$ 298,704	\$ 298,704	\$ 298,704	\$ -	\$ (298,704)	-100.00%
Dacy Lane Illumination & Sidewalk								
48 Capital Improvements - Construction	\$ -	\$ -	\$ -	\$ -	\$ -	\$ 1,000,000	\$ 1,000,000	0.00%
49 Engineering Services - Capital Outlay	-	26,609	21,890	21,890	21,890	-	(21,890)	-100.00%
Total Dacy Lane Illumination & Sidewalk	\$ -	\$ 26,609	\$ 21,890	\$ 21,890	\$ 21,890	\$ 1,000,000	\$ 978,110	4468.30%
Plum Creek Pedestrian Tunnel								
50 Engineering Services - Capital Outlay	\$ -	\$ 45,701	\$ -	\$ 10,578	\$ 10,578	\$ -	\$ -	0.00%
Total Plum Creek Pedestrian Tunnel	\$ -	\$ 45,701	\$ -	\$ 10,578	\$ 10,578	\$ -	\$ -	0.00%
Transportation Master Plan								
51 Engineering Services - Capital Outlay	\$ 50,000	\$ -	\$ -	\$ -	-	\$ -	\$ -	0.00%
Total Transportation Master Plan	\$ 50,000	\$ -	\$ -	\$ -	\$ -	\$ -	\$ -	0.00%
Traffic Control Improvements								
52 Traffic Control Improvements	\$ -	\$ 1,700	\$ -	\$ -	\$ -	\$ 1,100,000	\$ 1,100,000	0.00%
53 Engineering Services - Capital Outlay	-	128,255	174,103	174,103	174,103	-	-	-
Total Traffic Control Improvements	\$ -	\$ 129,955	\$ 174,103	\$ 174,103	\$ 174,103	\$ 1,100,000	\$ 1,100,000	631.81%
Renovation-Historic City Hall								
54 Capital Improvements - Construction	\$ -	\$ -	\$ -	\$ -	\$ -	\$ -	\$ -	0.00%
Total Renovation-Historic City Hall	\$ -	\$ -	\$ -	\$ -	\$ -	\$ -	\$ -	0.00%
City Square Park Redevelopment								
55 Capital Improvements - Construction	\$ 115,477	\$ 14,393	\$ 1,500	\$ 2,331	\$ 2,331	\$ -	\$ (1,500)	-100.00%
56 Engineering Services - Capital Outlay	1,393	-	-	-	-	-	-	0.00%
57 Survey Services - Capital Outlay	-	-	-	8,000	8,000	-	-	0.00%
Total City Square Park Redevelopment	\$ 116,870	\$ 14,393	\$ 1,500	\$ 10,331	\$ 10,331	\$ -	\$ (1,500)	-100.00%
Library								
58 Land Acquisition	\$ -	\$ -	\$ -	\$ -	\$ -	\$ -	\$ -	0.00%
Total Library	\$ -	\$ -	\$ -	\$ -	\$ -	\$ -	\$ -	0.00%
Facilities Expansion Project								
59 Advertising	\$ 1,540	\$ (2,019)	\$ -	\$ 175	\$ 175	\$ -	\$ -	0.00%
60 Engineering Services - Capital Outlay	-	(59,590)	-	-	-	-	-	0.00%
Total Facilities Expansion Project	\$ 1,540	\$ (61,608)	\$ -	\$ 175	\$ 175	\$ -	\$ -	0.00%
Vybe Trail (Public Safety Center)								
61 Capital Improvements - Construction	\$ -	\$ -	\$ 190,000	\$ 190,000	\$ 190,000	\$ -	\$ (190,000)	-100.00%
62 Engineering Services - Capital Outlay	-	-	-	-	-	-	-	0.00%
Total Vybe Trail (Public Safety Center)	\$ -	\$ -	\$ 190,000	\$ 190,000	\$ 190,000	\$ -	\$ (190,000)	-100.00%
63 Inauguration Fund	\$ -	\$ -	\$ -	\$ -	\$ -	\$ 50,000	\$ 50,000	0.00%
64 Gregg Drive / Veteran's Drive Intersection Impv	\$ -	\$ -	\$ -	\$ -	\$ -	\$ 300,000	\$ 300,000	0.00%

	<u>Actual 2020-21</u>	<u>Actual 2021-22</u>	<u>Approved Budget 2022-23</u>	<u>Year to Date w/Encumbrance 6/30/2023</u>	<u>Current Year Estimate 2022-23</u>	<u>Council Approved Budget 2023-24</u>	<u>Approved \$ Increase(Decrease) From FY 2022-23 Approved Budget</u>	<u>Approved % Increase(Decrease) From FY 2022-23 Approved Budget</u>
65 Property Acquisition - Future Park Development	\$ -	\$ -	\$ -	\$ -	\$ -	\$ 4,000,000	\$ 4,000,000	0.00%
66 Downtown Redevelopment Project	\$ -	\$ -	\$ -	\$ -	\$ -	\$ 225,000	\$ 225,000	0.00%
67 Goforth Road Extension	\$ -	\$ -	\$ -	\$ -	\$ -	\$ 1,128,300	\$ 1,128,300	0.00%
68 Heidenreich Lane	\$ -	\$ -	\$ -	\$ -	\$ -	\$ 1,178,800	\$ 1,178,800	0.00%
69 East Side Retail Infrastructure Plan - Goforth Rd E	\$ -	\$ -	\$ -	\$ -	\$ -	\$ 2,000,000	\$ 2,000,000	0.00%
Public Works								
70 Heaters for Public Works Bay	\$ -	\$ -	\$ -	\$ -	\$ -	\$ 120,000	\$ 120,000	0.00%
71 Public Works Yard Expansion	-	-	-	-	-	95,000	95,000	0.00%
Total Public Works	<u>\$ -</u>	<u>\$ -</u>	<u>\$ -</u>	<u>\$ -</u>	<u>\$ -</u>	<u>\$ 215,000</u>	<u>\$ 215,000</u>	<u>0.00%</u>
TOTAL EXPENDITURES:	<u>\$ 8,294,730</u>	<u>\$ 3,954,919</u>	<u>\$ 14,576,772</u>	<u>\$ 5,315,612</u>	<u>\$ 5,554,840</u>	<u>\$ 14,847,100</u>	<u>\$ 444,431</u>	<u>3.05%</u>
TOTAL REVENUE & TRANSFERS-IN IN EXCESS (DEFICIT) OVER EXPENDITURES	<u>\$ (1,722,547)</u>	<u>\$ 2,387,981</u>	<u>\$ (2,672,620)</u>	<u>\$ 7,066,471</u>	<u>\$ 6,827,244</u>	<u>\$ (881,539)</u>	<u>\$ 1,616,978</u>	
ESTIMATED ENDING FUND BALANCE	<u>\$ 13,149,326</u>	<u>\$ 15,537,308</u>	<u>\$ 12,864,688</u>	<u>\$ 22,603,779</u>	<u>\$ 22,364,551</u>	<u>\$ 21,483,012</u>		

**City of Kyle, Texas
Fund Summary Budget Status Report
HEALTH BENEFITS TRUST FUND (1115)**

	<u>Actual 2020-21</u>	<u>Actual 2021-22</u>	<u>Approved Budget 2022-23</u>	<u>Year to Date w/Encumbrance 6/30/2023</u>	<u>Current Year Estimate 2022-23</u>	<u>Council Approved Budget 2023-24</u>	<u>Approved \$ Increase(Decrease) From FY 2022-23 Approved Budget</u>	<u>Approved % Increase(Decrease) From FY 2022-23 Approved Budget</u>
BEGINNING FUND BALANCE	\$ -	\$ -	\$ 200,000	\$ 200,000	\$ 200,000	\$ 200,000		
Line No.								
REVENUE:								
1 Transfer In General Fund	\$ -	\$ 200,000	\$ -	\$ -	\$ -	\$ -	\$ -	0.00%
TOTAL REVENUE:	\$ -	\$ 200,000	\$ -	\$ -	\$ -	\$ -	\$ -	0.00%
EXPENDITURES:								
2	\$ -	\$ -	\$ -	\$ -	\$ -	\$ -	\$ -	0.00%
3 Transfer Out - General Fund	-	-	-	-	-	-	-	0.00%
TOTAL EXPENDITURES:	\$ -	\$ -	\$ -	\$ -	\$ -	\$ -	\$ -	0.00%
TOTAL REVENUE & TRANSFERS-IN IN EXCESS (DEFICIT) OVER EXPENDITURES	\$ -	\$ 200,000	\$ -	\$ -	\$ -	\$ -	\$ -	
ESTIMATED ENDING FUND BALANCE	\$ -	\$ 200,000	\$ 200,000	\$ 200,000	\$ 200,000	\$ 200,000		

City of Kyle, Texas
Fund Summary Budget Status Report
PLUM CREEK DEVELOPMENT PHASE II SPECIAL FEE (1130)

	<u>Actual 2020-21</u>	<u>Actual 2021-22</u>	<u>Approved Budget 2022-23</u>	<u>Year to Date w/Encumbrance 6/30/2023</u>	<u>Current Year Estimate 2022-23</u>	<u>Council Approved Budget 2023-24</u>	<u>Approved \$ Increase(Decrease) From FY 2022-23 Approved Budget</u>	<u>Approved % Increase(Decrease) From FY 2022-23 Approved Budget</u>
BEGINNING FUND BALANCE	\$ 18,100	\$ 169,600	\$ 50,600	\$ 50,600	\$ 50,600	\$ 50,600		
Line No.								
REVENUE:								
1 Plum Creek PH II Special Fee	\$ 151,500	\$ 131,000	\$ 100,000	\$ 20,750	\$ 100,000	\$ 100,000	\$ -	0.00%
TOTAL REVENUE:	\$ 151,500	\$ 131,000	\$ 100,000	\$ 20,750	\$ 100,000	\$ 100,000	\$ -	0.00%
EXPENDITURES:								
2 PID Administration	\$ -	\$ -	\$ -	\$ -	\$ -	\$ -	\$ -	0.00%
3 Transfer Out - General Fund	-	250,000	100,000	100,000	100,000	-	(100,000)	-100.00%
TOTAL EXPENDITURES:	\$ -	\$ 250,000	\$ 100,000	\$ 100,000	\$ 100,000	\$ -	\$ (100,000)	-100.00%
TOTAL REVENUE & TRANSFERS-IN IN EXCESS (DEFICIT) OVER EXPENDITURES	\$ 151,500	\$ (119,000)	\$ -	\$ (79,250)	\$ -	\$ 100,000	\$ 100,000	
ESTIMATED ENDING FUND BALANCE	\$ 169,600	\$ 50,600	\$ 50,600	\$ (28,650)	\$ 50,600	\$ 150,600		

**City of Kyle, Texas
Fund Summary Budget Status Report
STREET IMPROVEMENT FUND (1150)**

	<u>Actual 2020-21</u>	<u>Actual 2021-22</u>	<u>Approved Budget 2022-23</u>	<u>Year to Date w/Encumbrance 6/30/2023</u>	<u>Current Year Estimate 2022-23</u>	<u>Council Approved Budget 2023-24</u>	<u>Approved \$ Increase(Decrease) From FY 2022-23 Approved Budget</u>	<u>Approved % Increase(Decrease) From FY 2022-23 Approved Budget</u>
BEGINNING FUND BALANCE	\$ 1,230,751	\$ 1,994,992	\$ 3,312,659	\$ 3,312,659	\$ 3,312,659	\$ 1,147,327		
Line No.								
REVENUE:								
1 Perimeter Road Fee	\$ 756,117	\$ 1,312,467	\$ 750,000	\$ 909,668	\$ 909,668	\$ 945,197	\$ 195,197	26.03%
2 Sidewalk Improvement Fee	-	-	-	-	-	-	-	0.00%
3 Brookside-FM150-RI	8,125	5,200	5,000	650	5,000	-	(5,000)	-100.00%
4 Woodland Park-FM150-RI	-	-	10,000	-	-	-	(10,000)	-100.00%
5 Investment Income	-	-	-	-	-	-	-	0.00%
6 Refunds and Reimbursement	-	-	-	-	-	-	-	0.00%
TOTAL REVENUE:	<u>\$ 764,242</u>	<u>\$ 1,317,667</u>	<u>\$ 765,000</u>	<u>\$ 910,318</u>	<u>\$ 914,668</u>	<u>\$ 945,197</u>	<u>\$ 180,197</u>	<u>23.56%</u>
EXPENDITURES:								
Transfers Out								
7 Transfer Out - 2015 GO Bond Fund	\$ -	\$ -	\$ -	\$ -	\$ -	\$ -	\$ -	0.00%
Total Transfers Out	<u>\$ -</u>	<u>\$ -</u>	<u>\$ -</u>	<u>\$ -</u>	<u>\$ -</u>	<u>\$ -</u>	<u>\$ -</u>	<u>0.00%</u>
Kyle Crossing Overpass (RR Overpass)								
8 Capital Improvements - Construction	\$ -	\$ -	\$ -	\$ 165,000	\$ 165,000	\$ -	\$ -	0.00%
Total Kyle Crossing Overpass (RR Overpass)	<u>\$ -</u>	<u>\$ -</u>	<u>\$ -</u>	<u>\$ 165,000</u>	<u>\$ 165,000</u>	<u>\$ -</u>	<u>\$ -</u>	<u>0.00%</u>
Dacy Lane Illumination & Sidewalk								
9 Capital Improvements - Construction	\$ -	\$ -	\$ 607,700	\$ -	\$ -	\$ -	\$ (607,700)	-100.00%
10 Engineering Services - Capital Outlay	-	-	-	-	-	-	-	0.00%
Total Dacy Lane Illumination & Sidewalk	<u>\$ -</u>	<u>\$ -</u>	<u>\$ 607,700</u>	<u>\$ -</u>	<u>\$ -</u>	<u>\$ -</u>	<u>\$ (607,700)</u>	<u>-100.00%</u>
Road Upgrades - Dacy Ln Widening								
11 Street/Drain/Sidewalk Materials	\$ -	\$ -	\$ -	\$ -	\$ -	\$ -	\$ -	0.00%
Total Road Upgrades - Dacy Ln Widening	<u>\$ -</u>	<u>\$ -</u>	<u>\$ -</u>	<u>\$ -</u>	<u>\$ -</u>	<u>\$ -</u>	<u>\$ -</u>	<u>0.00%</u>
IH35 Southbound Frontage at Marketplace to Center St (additional lane)								
12 Capital Improvements - Construction	\$ -	\$ -	\$ -	\$ -	\$ -	\$ -	\$ -	0.00%
Engineering Services - Capital Outlay	-	-	-	-	-	-	-	0.00%
Total IH35 Southbound Frontage at Marketplace to Ce	<u>\$ -</u>	<u>\$ -</u>	<u>\$ -</u>	<u>\$ -</u>	<u>\$ -</u>	<u>\$ -</u>	<u>\$ -</u>	<u>0.00%</u>
Kyle Crossing from Kohlers								
13 Capital Improvements - Construction	\$ -	\$ -	\$ -	\$ -	\$ -	\$ -	\$ -	0.00%
Total Kyle Crossing from Kohlers	<u>\$ -</u>	<u>\$ -</u>	<u>\$ -</u>	<u>\$ -</u>	<u>\$ -</u>	<u>\$ -</u>	<u>\$ -</u>	<u>0.00%</u>
Street Maintenance/Rehabilitation Program Citywide								
14 Capital Improvements - Construction	\$ -	\$ -	\$ 750,000	\$ 742,121	\$ 749,230	\$ 1,000,000	\$ 250,000	33.33%
15 Legal Services - Capital Outlay	-	-	-	770	770	-	-	0.00%
Total Street Maint./Rehab. Program Citywide	<u>\$ -</u>	<u>\$ -</u>	<u>\$ 750,000</u>	<u>\$ 742,891</u>	<u>\$ 750,000</u>	<u>\$ 1,000,000</u>	<u>\$ 250,000</u>	<u>33.33%</u>
Kohlers Crossing Rehabilitation (1626 to Kyle Crossing)								
16 Capital Improvements - Construction	\$ -	\$ -	\$ 2,165,000	\$ 1,209,281	\$ 2,164,555	\$ -	\$ (2,165,000)	-100.00%
17 Public Notices - Capital Outlay	-	-	-	445	445	-	-	0.00%
Total Kohlers Crossing Rehabilitation	<u>\$ -</u>	<u>\$ -</u>	<u>\$ 2,165,000</u>	<u>\$ 1,209,726</u>	<u>\$ 2,165,000</u>	<u>\$ -</u>	<u>\$ (2,165,000)</u>	<u>-100.00%</u>

	Actual 2020-21	Actual 2021-22	Approved Budget 2022-23	Year to Date w/Encumbrance 6/30/2023	Current Year Estimate 2022-23	Council Approved Budget 2023-24	Approved \$ Increase(Decrease) From FY 2022-23 Approved Budget	Approved % Increase(Decrease) From FY 2022-23 Approved Budget
18 FM 150 East Sidewalks and Other Imprv								
Capital Improvements - Construction	\$ -	\$ -	\$ 500,000	\$ -	\$ -	\$ -	\$ (500,000)	-100.00%
Total FM 150 East Sidewalks and Other Imprv	\$ -	\$ -	\$ 500,000	\$ -	\$ -	\$ -	\$ (500,000)	-100.00%
TOTAL EXPENDITURES:	\$ -	\$ -	\$ 4,022,700	\$ 2,117,616	\$ 3,080,000	\$ 1,000,000	\$ (3,022,700)	-75.14%
TOTAL REVENUE & TRANSFERS-IN IN EXCESS (DEFICIT) OVER EXPENDITURES	\$ 764,242	\$ 1,317,667	\$ (3,257,700)	\$ (1,207,299)	\$ (2,165,332)	\$ (54,803)	\$ 3,202,897	
ESTIMATED ENDING FUND BALANCE	\$ 1,994,992	\$ 3,312,659	\$ 54,959	\$ 2,105,361	\$ 1,147,327	\$ 1,092,524		

**City of Kyle, Texas
Fund Summary Budget Status Report
TRANSPORTATION FUND (1270)**

	<u>Actual 2020-21</u>	<u>Actual 2021-22</u>	<u>Approved Budget 2022-23</u>	<u>Year to Date w/Encumbrance 6/30/2023</u>	<u>Current Year Estimate 2022-23</u>	<u>Council Approved Budget 2023-24</u>	<u>Approved \$ Increase(Decrease) From FY 2022-23 Approved Budget</u>	<u>Approved % Increase(Decrease) From FY 2022-23 Approved Budget</u>
BEGINNING FUND BALANCE	\$ 1,500,000	\$ 3,000,000	\$ 2,557,105	\$ 2,557,105	2,557,105.42	\$ 318,060		
Line No.								
REVENUE:								
1 TxDOT FM2770/RM150 Reimb Sidewalk	\$ -	\$ -	\$ -	\$ -	\$ -	\$ -	\$ -	0.00%
2 Transfer In - General Fund	1,500,000	-	-	-	-	-	-	0.00%
TOTAL REVENUE:	<u>\$ 1,500,000</u>	<u>\$ -</u>	<u>\$ -</u>	<u>\$ -</u>	<u>\$ -</u>	<u>\$ -</u>	<u>\$ -</u>	<u>0.00%</u>
EXPENDITURES:								
Transfers Out								
3 Interfund Transfer Out	\$ -	\$ -	\$ -	\$ -	\$ -	\$ -	\$ -	0.00%
4 Transfer Out - General Fund	-	-	-	-	-	-	-	0.00%
5 Transfer Out - G/F CIP Projects	-	191,438	-	-	-	-	-	0.00%
Total Transfers Out	<u>\$ -</u>	<u>\$ 191,438</u>	<u>\$ -</u>	<u>\$ -</u>	<u>\$ -</u>	<u>\$ -</u>	<u>\$ -</u>	<u>0.00%</u>
FM2770/RM150 Sidewalk/Bike Imp								
5 Sidewalk Construction Costs	\$ -	\$ -	\$ -	\$ -	\$ -	\$ -	\$ -	0.00%
6 Bike Lane Construction Costs	-	-	-	-	-	-	-	0.00%
7 Engineering Svc-Capital Outlay	-	-	-	-	-	-	-	0.00%
Total FM2770/RM150 Sidewalk/Bike Imp	<u>\$ -</u>	<u>\$ -</u>	<u>\$ -</u>	<u>\$ -</u>	<u>\$ -</u>	<u>\$ -</u>	<u>\$ -</u>	<u>0.00%</u>
Relocation of Rail Siding								
6 Capital Improv - Construction	\$ -	\$ 251,457	\$ 2,214,045	\$ 2,214,045	\$ 2,214,045	\$ -	\$ (2,214,045)	0.00%
Total Relocation of Rail Siding	<u>\$ -</u>	<u>\$ 251,457</u>	<u>\$ 2,214,045</u>	<u>\$ 2,214,045</u>	<u>\$ 2,214,045</u>	<u>\$ -</u>	<u>\$ (2,214,045)</u>	<u>0.00%</u>
Kohlrs Crossing Overpass (RR Overpass)								
7 Capital Improv - Construction	\$ -	\$ -	\$ -	\$ -	\$ -	\$ -	\$ -	0.00%
8 Engineering Services - Capital Outlay	-	-	-	25,000	25,000	-	-	0.00%
Total Kohlrs Crossing Overpass (RR Overpass)	<u>\$ -</u>	<u>\$ -</u>	<u>\$ -</u>	<u>\$ 25,000</u>	<u>\$ 25,000</u>	<u>\$ -</u>	<u>\$ -</u>	<u>0.00%</u>
TOTAL EXPENDITURES:	<u>\$ -</u>	<u>\$ 442,895</u>	<u>\$ 2,214,045</u>	<u>\$ 2,239,045</u>	<u>\$ 2,239,045</u>	<u>\$ -</u>	<u>\$ (2,214,045)</u>	<u>-100.00%</u>
TOTAL REVENUE & TRANSFERS-IN IN EXCESS (DEFICIT) OVER EXPENDITURES	<u>\$ 1,500,000</u>	<u>\$ (442,895)</u>	<u>\$ (2,214,045)</u>	<u>\$ (2,239,045)</u>	<u>\$ (2,239,045)</u>	<u>\$ -</u>	<u>\$ 2,214,045</u>	
ESTIMATED ENDING FUND BALANCE	<u>\$ 3,000,000</u>	<u>\$ 2,557,105</u>	<u>\$ 343,060</u>	<u>\$ 318,060</u>	<u>\$ 318,060</u>	<u>\$ 318,060</u>		

**City of Kyle, Texas
Fund Summary Budget Status Report
POLICE FORFEITURE FUND (1310)**

	<u>Actual 2020-21</u>	<u>Actual 2021-22</u>	<u>Approved Budget 2022-23</u>	<u>Year to Date w/Encumbrance 6/30/2023</u>	<u>Current Year Estimate 2022-23</u>	<u>Council Approved Budget 2023-24</u>	<u>Approved \$ Increase(Decrease) From FY 2022-23 Approved Budget</u>	<u>Approved % Increase(Decrease) From FY 2022-23 Approved Budget</u>
BEGINNING FUND BALANCE	\$ 63,836	\$ 66,916	\$ 79,954	\$ 79,954	\$ 79,954	\$ 80,390		
Line No.								
REVENUE:								
1 Police Seizure Revenue	\$ 3,165	\$ 12,868	\$ 15,000	\$ 10,662	\$ 15,000	\$ 15,000	\$ -	0.00%
2 Investment Income	(85)	170	-	437	437	-	-	0.00%
TOTAL REVENUE:	<u>\$ 3,080</u>	<u>\$ 13,038</u>	<u>\$ 15,000</u>	<u>\$ 11,099</u>	<u>\$ 15,437</u>	<u>\$ 15,000</u>	<u>\$ -</u>	<u>0.00%</u>
EXPENDITURES:								
3 Equipment Rental - Motorcycles	\$ -	\$ -	\$ -	\$ -	\$ -	\$ -	\$ -	0.00%
1. Contractual Services	\$ -	\$ -	\$ -	\$ -	\$ -	\$ -	\$ -	0.00%
4 Fire Arms Supplies	\$ -	\$ -	\$ -	\$ -	\$ -	\$ -	\$ -	0.00%
5 Computer Hardware	-	-	-	-	-	-	-	0.00%
6 Other Operational Equipment	-	-	15,000	-	15,000	15,000	-	0.00%
7 Equipment - Radio w/Helmet Mic	-	-	-	-	-	-	-	0.00%
8 Equipment - Emergency Lights, Siren	-	-	-	-	-	-	-	0.00%
2. Commodities	\$ -	\$ -	\$ 15,000	\$ -	\$ 15,000	\$ 15,000	\$ -	0.00%
9 Transfer Out - General Fund	\$ -	\$ -	\$ -	\$ -	\$ -	\$ -	\$ -	0.00%
3. Transfers	\$ -	\$ -	\$ -	\$ -	\$ -	\$ -	\$ -	0.00%
TOTAL EXPENDITURES:	<u>\$ -</u>	<u>\$ -</u>	<u>\$ 15,000</u>	<u>\$ -</u>	<u>\$ 15,000</u>	<u>\$ 15,000</u>	<u>\$ -</u>	<u>0.00%</u>
TOTAL REVENUE & TRANSFERS-IN IN EXCESS (DEFICIT) OVER EXPENDITURES	<u>\$ 3,080</u>	<u>\$ 13,038</u>	<u>\$ -</u>	<u>\$ 11,099</u>	<u>\$ 437</u>	<u>\$ -</u>	<u>\$ -</u>	
ESTIMATED ENDING FUND BALANCE	<u>\$ 66,916</u>	<u>\$ 79,954</u>	<u>\$ 79,954</u>	<u>\$ 91,053</u>	<u>\$ 80,390</u>	<u>\$ 80,390</u>		

**City of Kyle, Texas
Fund Summary Budget Status Report
POLICE SPECIAL REVENUE (1320)**

	<u>Actual 2020-21</u>	<u>Actual 2021-22</u>	<u>Approved Budget 2022-23</u>	<u>Year to Date w/Encumbrance 6/30/2023</u>	<u>Current Year Estimate 2022-23</u>	<u>Council Approved Budget 2023-24</u>	<u>Approved \$ Increase(Decrease) From FY 2022-23 Approved Budget</u>	<u>Approved % Increase(Decrease) From FY 2022-23 Approved Budget</u>
BEGINNING FUND BALANCE	\$ 19,673	\$ 22,828	\$ 25,652	\$ 25,652	\$ 25,652	\$ 25,249		
Line No.								
REVENUE:								
1 LEOSE Revenue	\$ 3,155	\$ 2,824	\$ 3,500	\$ 3,097	\$ 3,097	\$ 3,500	\$ -	0.00%
2 LEAD Grant Revenue	-	-	-	-	-	-	-	0.00%
3 VFW Donation	-	-	-	-	-	-	-	0.00%
4 Blue Santa/Christmas Program	-	-	-	-	-	-	-	0.00%
TOTAL REVENUE:	<u>\$ 3,155</u>	<u>\$ 2,824</u>	<u>\$ 3,500</u>	<u>\$ 3,097</u>	<u>\$ 3,097</u>	<u>\$ 3,500</u>	<u>\$ -</u>	<u>0.00%</u>
EXPENDITURES:								
5 Training Supplies	\$ -	\$ -	\$ -	\$ -	\$ -	\$ -	\$ -	0.00%
6 LEOSE Expenses	-	-	3,500	-	3,500	3,500	-	0.00%
7 LEAD Expenses	-	-	-	-	-	-	-	0.00%
8 Blue Santa Expenses	-	-	-	-	-	-	-	0.00%
TOTAL EXPENDITURES:	<u>\$ -</u>	<u>\$ -</u>	<u>\$ 3,500</u>	<u>\$ -</u>	<u>\$ 3,500</u>	<u>\$ 3,500</u>	<u>\$ -</u>	<u>0.00%</u>
TOTAL REVENUE & TRANSFERS-IN IN EXCESS (DEFICIT) OVER EXPENDITURES	<u>\$ 3,155</u>	<u>\$ 2,824</u>	<u>\$ -</u>	<u>\$ 3,097</u>	<u>\$ (403)</u>	<u>\$ -</u>	<u>\$ -</u>	
ESTIMATED ENDING FUND BALANCE	<u>\$ 22,828</u>	<u>\$ 25,652</u>	<u>\$ 25,652</u>	<u>\$ 28,749</u>	<u>\$ 25,249</u>	<u>\$ 25,249</u>		

**City of Kyle, Texas
Fund Summary Budget Status Report
HOTEL OCCUPANCY FUND (1350)**

	<u>Actual 2020-21</u>	<u>Actual 2021-22</u>	<u>Approved Budget 2022-23</u>	<u>Year to Date w/Encumbrance 6/30/2023</u>	<u>Current Year Estimate 2022-23</u>	<u>Council Approved Budget 2023-24</u>	<u>Approved \$ Increase(Decrease) From FY 2022-23 Approved Budget</u>	<u>Approved % Increase(Decrease) From FY 2022-23 Approved Budget</u>
BEGINNING FUND BALANCE	\$ 350,734	\$ 538,935	\$ 623,704	\$ 623,704	\$ 623,704	\$ 597,664		
Line No.								
REVENUE:								
Taxes and Other Income								
1 Hotel/Motel Occupancy Tax	\$ 452,265	\$ 471,880	\$ 450,000	\$ 460,517	\$ 600,000	\$ 450,000	\$ -	0.00%
2 Refunds and Reimbursement	-	-	-	-	-	-	-	0.00%
3 Transfer In - General Fund	-	-	-	-	-	-	-	0.00%
Total Taxes and Other Income	<u>\$ 452,265</u>	<u>\$ 471,880</u>	<u>\$ 450,000</u>	<u>\$ 460,517</u>	<u>\$ 600,000</u>	<u>\$ 450,000</u>	<u>\$ -</u>	<u>0.00%</u>
Special Events								
4 Kyle Field Day	\$ -	\$ -	\$ -	\$ -	\$ -	\$ -	\$ -	0.00%
5 Kyle Hogwash	-	-	-	-	-	-	-	0.00%
6 Hops & Jalapenos	-	-	-	-	-	-	-	0.00%
7 Special Events	-	-	-	-	-	-	-	0.00%
8 Pie in the Sky	-	-	-	-	-	-	-	0.00%
9 Electronic Pmt Processing Fee	-	-	-	-	-	-	-	0.00%
Total Special Events Revenue	<u>\$ -</u>	<u>\$ -</u>	<u>\$ -</u>	<u>\$ -</u>	<u>\$ -</u>	<u>\$ -</u>	<u>\$ -</u>	<u>0.00%</u>
TOTAL REVENUE:	<u>\$ 452,265</u>	<u>\$ 471,880</u>	<u>\$ 450,000</u>	<u>\$ 460,517</u>	<u>\$ 600,000</u>	<u>\$ 450,000</u>	<u>\$ -</u>	<u>0.00%</u>
EXPENDITURES:								
Hotel Tax Expenses								
10 Transfer Out - General Fund	\$ 234,064	\$ 357,111	\$ 400,317	\$ 400,317	\$ 400,317	\$ 421,313	\$ 20,996	5.24%
11 Transfer Out - Debt Service	-	-	-	-	-	-	-	0.00%
12 Transfer Out - G/F CIP Projects	-	-	-	-	-	-	-	0.00%
13 Transfer Out - Arts & Cultural Commission	-	-	-	-	-	65,000	65,000	0.00%
14 Community Events	10,000	10,000	5,000	10,723	10,723	5,000	-	0.00%
15 Tourism Marketing (GSMP)	20,000	20,000	25,000	25,000	25,000	25,000	-	0.00%
16 Tourism Program Services	-	-	-	-	-	-	-	0.00%
17 Arts in Public Places	-	-	65,000	-	65,000	-	(65,000)	-100.00%
Total Hotel Tax Expenses	<u>\$ 264,064</u>	<u>\$ 387,111</u>	<u>\$ 495,317</u>	<u>\$ 436,040</u>	<u>\$ 501,040</u>	<u>\$ 516,313</u>	<u>\$ 20,996</u>	<u>4.24%</u>
Special Events								
18 Kyle Field Day	\$ -	\$ -	\$ -	\$ -	\$ -	\$ -	\$ -	0.00%
19 Kyle Market Days	-	-	125,000	28,845	125,000	125,000	-	0.00%
20 Special Events	-	-	-	-	-	-	-	0.00%
21 Hops & Jalapenos	-	-	-	-	-	-	-	0.00%
22 Kyle Pie in the Sky	-	-	-	-	-	-	-	0.00%
23 Legal Services	-	-	-	-	-	-	-	0.00%
24 Credit Card Fees	-	-	-	-	-	-	-	0.00%
Total Special Events	<u>\$ -</u>	<u>\$ -</u>	<u>\$ 125,000</u>	<u>\$ 28,845</u>	<u>\$ 125,000</u>	<u>\$ 125,000</u>	<u>\$ -</u>	<u>0.00%</u>
TOTAL EXPENDITURES:	<u>\$ 264,064</u>	<u>\$ 387,111</u>	<u>\$ 620,317</u>	<u>\$ 464,885</u>	<u>\$ 626,040</u>	<u>\$ 641,313</u>	<u>\$ 20,996</u>	<u>3.38%</u>
TOTAL REVENUE & TRANSFERS-IN IN EXCESS (DEFICIT) OVER EXPENDITURES	<u>\$ 188,201</u>	<u>\$ 84,769</u>	<u>\$ (170,317)</u>	<u>\$ (4,369)</u>	<u>\$ (26,040)</u>	<u>\$ (191,313)</u>	<u>\$ (20,996)</u>	
ESTIMATED ENDING FUND BALANCE	<u>\$ 538,935</u>	<u>\$ 623,704</u>	<u>\$ 453,387</u>	<u>\$ 619,335</u>	<u>\$ 597,664</u>	<u>\$ 406,351</u>		

**City of Kyle, Texas
Fund Summary Budget Status Report
ARTS & CULTURAL COMMISSION FUND (1355)**

	<u>Actual 2020-21</u>	<u>Actual 2021-22</u>	<u>Approved Budget 2022-23</u>	<u>Year to Date w/Encumbrance 6/30/2023</u>	<u>Current Year Estimate 2022-23</u>	<u>Council Approved Budget 2023-24</u>	<u>Approved \$ Increase(Decrease) From FY 2022-23 Approved Budget</u>	<u>Approved % Increase(Decrease) From FY 2022-23 Approved Budget</u>
BEGINNING FUND BALANCE	\$ -	\$ -	\$ -	\$ -	\$ -	\$ 3,609		
Line No.								
REVENUE:								
Contributions & Donations								
1 Donations - Unrestricted	\$ -	\$ -	\$ -	\$ 10,000	\$ 10,000	\$ -	\$ -	0.00%
Total Contributions & Donations	\$ -	\$ -	\$ -	\$ 10,000	\$ 10,000	\$ -	\$ -	0.00%
Transfer Revenue								
2 Transfer In - General Fund	\$ -	\$ -	\$ -	\$ -	\$ -	\$ -	\$ -	0.00%
3 Transfer In - HOT Fund	\$ -	\$ -	\$ -	\$ -	\$ -	\$ 65,000	\$ 65,000	0.00%
Total Transfer Revenue	\$ -	\$ -	\$ -	\$ -	\$ -	\$ 65,000	\$ 65,000	0.00%
TOTAL REVENUE:	\$ -	\$ -	\$ -	\$ 10,000	\$ 10,000	\$ 65,000	\$ 65,000	0.00%
EXPENDITURES:								
Contractual Services								
4 Outside Printing	\$ -	\$ -	\$ -	\$ 192	\$ 192	\$ -	\$ -	0.00%
5 Arts in Public Places	\$ -	\$ -	\$ -	\$ 6,199	\$ 6,199	\$ 65,000	\$ 65,000	0.00%
Total Contractual Services	\$ -	\$ -	\$ -	\$ 6,391	\$ 6,391	\$ 65,000	\$ 65,000	0.00%
Commodities								
6 Community Events	\$ -	\$ -	\$ -	\$ -	\$ -	\$ -	\$ -	0.00%
Total Commodities	\$ -	\$ -	\$ -	\$ -	\$ -	\$ -	\$ -	0.00%
TOTAL EXPENDITURES:	\$ -	\$ -	\$ -	\$ 6,391	\$ 6,391	\$ 65,000	\$ 65,000	0.00%
TOTAL REVENUE & TRANSFERS-IN IN EXCESS (DEFICIT) OVER EXPENDITURES	\$ -	\$ -	\$ -	\$ 3,609	\$ 3,609	\$ -	\$ -	
ESTIMATED ENDING FUND BALANCE	\$ -	\$ -	\$ -	\$ 3,609	\$ 3,609	\$ 3,609		

City of Kyle, Texas
Fund Summary Budget Status Report
COURT SPECIAL REVENUE TECHNOLOGY FUND (1400)

	<u>Actual 2020-21</u>	<u>Actual 2021-22</u>	<u>Approved Budget 2022-23</u>	<u>Year to Date w/Encumbrance 6/30/2023</u>	<u>Current Year Estimate 2022-23</u>	<u>Council Approved Budget 2023-24</u>	<u>Approved \$ Increase(Decrease) From FY 2022-23 Approved Budget</u>	<u>Approved % Increase(Decrease) From FY 2022-23 Approved Budget</u>
BEGINNING FUND BALANCE	\$ 260	\$ 9,344	\$ 18,197	\$ 18,197	\$ 18,197	\$ 22,697		
Line No.								
REVENUE:								
1 Technology Fee	\$ 11,281	\$ 13,276	\$ 12,000	\$ 9,311	\$ 12,000	\$ 12,000	\$ -	0.00%
TOTAL REVENUE:	\$ 11,281	\$ 13,276	\$ 12,000	\$ 9,311	\$ 12,000	\$ 12,000	\$ -	0.00%
EXPENDITURES:								
Technology Expenses								
2 Office Equipment Rental	\$ 1,577	\$ 1,816	\$ 2,500	\$ 1,579	\$ 2,500	\$ 2,500	\$ -	0.00%
3 IT Service Maint/License Fees	-	-	-	-	-	-	-	0.00%
4 IT Online Services	-	-	-	-	-	-	-	0.00%
2. Contractual Services	\$ 1,577	\$ 1,816	\$ 2,500	\$ 1,579	\$ 2,500	\$ 2,500	\$ -	0.00%
5 Computer Hardware	\$ 620	\$ 2,607	\$ 5,000	\$ 2,782	\$ 5,000	\$ 5,000	\$ -	0.00%
6 Computer Software	-	-	-	-	-	-	-	0.00%
7 Instruments/Apparatus	-	-	-	-	-	-	-	0.00%
8 General Electronic Equipment	-	-	-	-	-	-	-	0.00%
9 Other Office Equipment	-	-	-	-	-	-	-	0.00%
3. Commodities	\$ 620	\$ 2,607	\$ 5,000	\$ 2,782	\$ 5,000	\$ 5,000	\$ -	0.00%
10 Transfer Out - General Fund	\$ -	\$ -	\$ -	\$ -	\$ -	\$ -	\$ -	0.00%
7. Transfers	\$ -	\$ -	\$ -	\$ -	\$ -	\$ -	\$ -	0.00%
TOTAL EXPENDITURES & TRANSFERS OUT:	\$ 2,197	\$ 4,423	\$ 7,500	\$ 4,361	\$ 7,500	\$ 7,500	\$ -	0.00%
TOTAL REVENUE & TRANSFERS-IN IN EXCESS (DEFICIT) OVER EXPENDITURES	\$ 9,084	\$ 8,853	\$ 4,500	\$ 4,949	\$ 4,500	\$ 4,500	\$ -	
ESTIMATED ENDING FUND BALANCE	\$ 9,344	\$ 18,197	\$ 22,697	\$ 23,146	\$ 22,697	\$ 27,197		

**City of Kyle, Texas
Fund Summary Budget Status Report
COURT SPECIAL REVENUE SECURITY FUND (1410)**

	<u>Actual 2020-21</u>	<u>Actual 2021-22</u>	<u>Approved Budget 2022-23</u>	<u>Year to Date w/Encumbrance 6/30/2023</u>	<u>Current Year Estimate 2022-23</u>	<u>Council Approved Budget 2023-24</u>	<u>Approved \$ Increase(Decrease) From FY 2022-23 Approved Budget</u>	<u>Approved % Increase(Decrease) From FY 2022-23 Approved Budget</u>
BEGINNING FUND BALANCE	\$ 2,164	\$ (2,874)	\$ 3,567	\$ 3,567	\$ 3,567	\$ 3,817		
Line No.								
REVENUE:								
1 Security Fee	\$ 12,462	\$ 15,441	\$ 15,000	\$ 10,992	\$ 15,000	\$ 15,000	\$ -	0.00%
2 Transfer In - CSR Judicial Training	13,000	16,000	-	-	-	-	-	0.00%
TOTAL REVENUE:	<u>\$ 25,462</u>	<u>\$ 31,441</u>	<u>\$ 15,000</u>	<u>\$ 10,992</u>	<u>\$ 15,000</u>	<u>\$ 15,000</u>	<u>\$ -</u>	<u>0.00%</u>
EXPENDITURES:								
Security Expenses								
3 Travel - Training & Conferences	\$ -	\$ -	\$ -	\$ (250)	\$ (250)	\$ -	\$ -	0.00%
4 Other Contract Services	-	-	-	-	-	-	-	0.00%
2. Contractual Services	<u>\$ -</u>	<u>\$ -</u>	<u>\$ -</u>	<u>\$ (250)</u>	<u>\$ (250)</u>	<u>\$ -</u>	<u>\$ -</u>	<u>0.00%</u>
5 General Electronic Equipment	\$ -	\$ -	\$ -	\$ -	\$ -	\$ -	\$ -	0.00%
3. Commodities	<u>\$ -</u>	<u>\$ -</u>	<u>\$ -</u>	<u>\$ -</u>	<u>\$ -</u>	<u>\$ -</u>	<u>\$ -</u>	<u>0.00%</u>
6 Computer Equipment	\$ -	\$ -	\$ -	\$ -	\$ -	\$ -	\$ -	0.00%
7 Capital Improvements - Construction	-	-	-	-	-	-	-	0.00%
6. Non-CIP Capital Outlay	<u>\$ -</u>	<u>\$ -</u>	<u>\$ -</u>	<u>\$ -</u>	<u>\$ -</u>	<u>\$ -</u>	<u>\$ -</u>	<u>0.00%</u>
8 Transfer Out - GF	\$ 30,500	\$ 25,000	\$ 15,000	\$ 15,000	\$ 15,000	\$ 15,000	\$ -	0.00%
7. Transfers	<u>\$ 30,500</u>	<u>\$ 25,000</u>	<u>\$ 15,000</u>	<u>\$ 15,000</u>	<u>\$ 15,000</u>	<u>\$ 15,000</u>	<u>\$ -</u>	<u>0.00%</u>
TOTAL EXPENDITURES & TRANSFERS OUT:	<u>\$ 30,500</u>	<u>\$ 25,000</u>	<u>\$ 15,000</u>	<u>\$ 14,750</u>	<u>\$ 14,750</u>	<u>\$ 15,000</u>	<u>\$ -</u>	<u>0.00%</u>
TOTAL REVENUE & TRANSFERS-IN IN EXCESS (DEFICIT) OVER EXPENDITURES	\$ (5,038)	\$ 6,441	\$ -	\$ (3,758)	\$ 250	\$ -	\$ -	
ESTIMATED ENDING FUND BALANCE	<u>\$ (2,874)</u>	<u>\$ 3,567</u>	<u>\$ 3,567</u>	<u>\$ (191)</u>	<u>\$ 3,817</u>	<u>\$ 3,817</u>		

City of Kyle, Texas
Fund Summary Budget Status Report
COURT SPECIAL REVENUE JUDICIAL TRAINING FUND (1420)

	<u>Actual 2020-21</u>	<u>Actual 2021-22</u>	<u>Approved Budget 2022-23</u>	<u>Year to Date w/Encumbrance 6/30/2023</u>	<u>Current Year Estimate 2022-23</u>	<u>Council Approved Budget 2023-24</u>	<u>Approved \$ Increase(Decrease) From FY 2022-23 Approved Budget</u>	<u>Approved % Increase(Decrease) From FY 2022-23 Approved Budget</u>
BEGINNING FUND BALANCE	\$ 31,360	\$ 18,731	\$ 2,971	\$ 2,971	\$ 2,971	\$ 1,971		
Line No.								
REVENUE:								
1 Judicial Training Fee	\$ 421	\$ 241	\$ 500	\$ 126	\$ 500	\$ 500	\$ -	0.00%
TOTAL REVENUE:	\$ 421	\$ 241	\$ 500	\$ 126	\$ 500	\$ 500	\$ -	0.00%
EXPENDITURES:								
Training Expenses								
2 Travel-Training & Conferences	\$ 50	\$ -	\$ 1,500	\$ 250	\$ 1,500	\$ 1,500	\$ -	0.00%
3 Training Supplies	-	-	-	-	-	-	-	0.00%
4 Transfer Out - CSR Security	13,000	16,000	-	-	-	-	-	0.00%
TOTAL EXPENDITURES & TRANSFERS OUT:	\$ 13,050	\$ 16,000	\$ 1,500	\$ 250	\$ 1,500	\$ 1,500	\$ -	0.00%
TOTAL REVENUE & TRANSFERS-IN IN EXCESS (DEFICIT) OVER EXPENDITURES	\$ (12,629)	\$ (15,760)	\$ (1,000)	\$ (124)	\$ (1,000)	\$ (1,000)	\$ -	
ESTIMATED ENDING FUND BALANCE	\$ 18,731	\$ 2,971	\$ 1,971	\$ 2,847	\$ 1,971	\$ 971		

City of Kyle, Texas
Fund Summary Budget Status Report
COURT SPECIAL REVENUE CHILD SAFETY FUND (1430)

	<u>Actual 2020-21</u>	<u>Actual 2021-22</u>	<u>Approved Budget 2022-23</u>	<u>Year to Date w/Encumbrance 6/30/2023</u>	<u>Current Year Estimate 2022-23</u>	<u>Council Approved Budget 2023-24</u>	<u>Approved \$ Increase(Decrease) From FY 2022-23 Approved Budget</u>	<u>Approved % Increase(Decrease) From FY 2022-23 Approved Budget</u>
BEGINNING FUND BALANCE	\$ 25,344	\$ 26,419	\$ 27,785	\$ 27,785	\$ 27,785	\$ 28,985		
Line No.								
REVENUE:								
1 Child Safety Fee	\$ 1,075	\$ 1,366	\$ 1,200	\$ 1,249	\$ 1,200	\$ 1,200	\$ -	0.00%
TOTAL REVENUE:	\$ 1,075	\$ 1,366	\$ 1,200	\$ 1,249	\$ 1,200	\$ 1,200	\$ -	0.00%
EXPENDITURES:								
2 Child Safety Expenses	\$ -	\$ -	\$ -	\$ -	\$ -	\$ -	\$ -	0.00%
TOTAL EXPENDITURES & TRANSFERS OUT:	\$ -	\$ -	\$ -	\$ -	\$ -	\$ -	\$ -	0.00%
TOTAL REVENUE & TRANSFERS-IN IN EXCESS (DEFICIT) OVER EXPENDITURES	\$ 1,075	\$ 1,366	\$ 1,200	\$ 1,249	\$ 1,200	\$ 1,200	\$ -	
ESTIMATED ENDING FUND BALANCE	\$ 26,419	\$ 27,785	\$ 28,985	\$ 29,034	\$ 28,985	\$ 30,185		

**City of Kyle, Texas
Fund Summary Budget Status Report
DEBT SERVICE FUND (1510)**

	<u>Actual</u> <u>2020-21</u>	<u>Actual</u> <u>2021-22</u>	<u>Approved</u> <u>Budget</u> <u>2022-23</u>	<u>Year to Date</u> <u>w/Encumbrance</u> <u>6/30/2023</u>	<u>Current Year</u> <u>Estimate</u> <u>2022-23</u>	<u>Council</u> <u>Approved</u> <u>Budget</u> <u>2023-24</u>	<u>Approved \$</u> <u>Increase(Decrease)</u> <u>From FY 2022-23</u> <u>Approved Budget</u>	<u>Approved %</u> <u>Increase(Decrease)</u> <u>From FY 2022-23</u> <u>Approved Budget</u>
BEGINNING FUND BALANCE	\$ 1,788,039	\$ 3,477,411	\$ 2,529,578	\$ 2,529,578	2,529,578	\$ 362,946		
Line No.								
REVENUE:								
Property Taxes								
1 Property Taxes - Current	\$ 7,174,103	\$ 7,521,770	\$ 7,700,000	\$ 11,353,647	\$ 11,383,647	\$ 13,250,000	\$ 5,550,000	72.08%
2 Property Taxes - Delinquent	50,732	11,508	35,000	3,199	3,199	5,000	(30,000)	-85.71%
3 Property Taxes - Rollbacks	20,708	40,936	25,000	45,479	45,479	50,000	25,000	100.00%
4 Property Taxes - P & I	41,056	35,791	30,000	26,849	26,849	25,000	(5,000)	-16.67%
Total Property Taxes	<u>\$ 7,286,599</u>	<u>\$ 7,610,004</u>	<u>\$ 7,790,000</u>	<u>\$ 11,429,175</u>	<u>\$ 11,459,175</u>	<u>\$ 13,330,000</u>	<u>\$ 5,540,000</u>	<u>71.12%</u>
Investment Income & Other								
5 Investment Income	\$ -	\$ -	\$ -	\$ -	\$ -	\$ -	\$ -	0.00%
6 Claims and Reimbursement	-	-	-	-	-	-	-	0.00%
7 Refunds	-	-	-	-	-	-	-	0.00%
Total Investment Income & Other	<u>\$ -</u>	<u>\$ -</u>	<u>\$ -</u>	<u>\$ -</u>	<u>\$ -</u>	<u>\$ -</u>	<u>\$ -</u>	<u>0.00%</u>
Transfer In								
8 Transfer In - Utility Operating	\$ -	\$ -	\$ -		\$ -	\$ -	\$ -	0.00%
9 Transfer In - HOT Fund	-	-	-		-	-	-	0.00%
10 Transfer In - Water Operating	254,551	-	257,982	257,982	257,982	398,326	140,344	54.40%
11 Transfer In - Wastewater Operating	1,696,664	-	1,705,682	40,332	40,332	62,173	(1,643,509)	-96.35%
12 Transfer In - 2007 CO Bond Fund	-	-	-	-	-	-	-	0.00%
13 Transfer In - 2008 CO Bond Fund	-	-	-	-	-	-	-	0.00%
14 Transfer In - 2009 Tax Notes	-	-	-	-	-	-	-	0.00%
15 Transfer In - 2010 CO Bond Fund	-	-	-	-	-	-	-	0.00%
16 Transfer In - TIRZ #2 Fund	-	-	-	-	-	-	-	0.00%
17 Transfer In - 2014 Tax Notes	-	-	5,353	5,353	5,353	-	(5,353)	-100.00%
Total Transfer In	<u>\$ 1,951,216</u>	<u>\$ -</u>	<u>\$ 1,969,017</u>	<u>\$ 303,667</u>	<u>\$ 303,667</u>	<u>\$ 460,499</u>	<u>\$ (1,508,518)</u>	<u>-76.61%</u>
TOTAL REVENUE AND TRANSFERS IN:	<u>\$ 9,237,815</u>	<u>\$ 7,610,004</u>	<u>\$ 9,759,017</u>	<u>\$ 11,732,842</u>	<u>\$ 11,762,842</u>	<u>\$ 13,790,499</u>	<u>\$ 4,031,482</u>	<u>41.31%</u>
EXPENDITURES:								
18 Bank Charges/Paying Agent Fees	\$ 2,500	\$ 2,750	\$ -	\$ 1,550	\$ 2,500	\$ -	\$ -	0.00%
19 Penalties & Interest	-	11	-	-	-	-	-	0.00%
20 2009 GO Refunding Int	-	-	-	-	-	-	-	0.00%
21 2009 GO Refunding Principal	-	-	-	-	-	-	-	0.00%
22 2010 Series CO Interest	-	-	-	-	-	-	-	0.00%
23 2010 Series CO Principal	-	-	-	-	-	-	-	0.00%
24 2011 GO Refunding Interest	-	-	-	-	-	-	-	0.00%
25 2011 GO Refunding Principal	-	-	-	-	-	-	-	0.00%
26 2013 GO Refunding Interest	36,159	34,278	32,337	16,169	32,337	30,336	(2,001)	-6.19%
27 2013 GO Refunding Principal	62,688	64,694	66,700		66,700	68,706	2,007	3.01%
28 2013 Series GO Interest	174,348	164,748	154,748	77,374	154,748	144,148	(10,600)	-6.85%
29 2013 Series GO Principal	240,000	250,000	265,000		265,000	275,000	10,000	3.77%
30 2014 Tax Notes Interest	2,900	-	-	-	-	-	-	0.00%
31 2014 Tax Notes Principal	290,000	-	-	-	-	-	-	0.00%

	Actual 2020-21	Actual 2021-22	Approved Budget 2022-23	Year to Date w/Encumbrance 6/30/2023	Current Year Estimate 2022-23	Council Approved Budget 2023-24	Approved \$ Increase(Decrease) From FY 2022-23 Approved Budget	Approved % Increase(Decrease) From FY 2022-23 Approved Budget
32 2014 GO Refunding Interest	278,800	278,800	278,800	139,400	278,800	278,800	-	0.00%
33 2014 GO Refunding Principal	-	-	-	-	-	1,080,000	1,080,000	0.00%
34 2015 GO and Refunding Interest	1,303,650	1,194,250	1,080,450	540,225	1,080,450	962,050	(118,400)	-10.96%
35 2015 GO and Refunding Principal	2,735,000	2,845,000	2,960,000		2,960,000	2,015,000	(945,000)	-31.93%
36 2016 GO Refunding Interest	98,658	86,141	73,234	39,893	73,234	59,937	(13,297)	-18.16%
37 2016 GO Refunding Principal	410,729	423,738	436,748	436,748	436,748	449,757	13,010	2.98%
38 2017 Series CO Interest	-	-	-	-	-	-	-	0.00%
39 2017 Series CO Principal	-	-	-	-	-	-	-	0.00%
40 2020 Series CO Interest	-	-	-	-	-	-	-	0.00%
41 2020 Series CO Principal	-	-	-	-	-	-	-	0.00%
42 2020 GO Refunding Interest	119,420	121,747	100,663	50,940	100,663	78,677	(21,986)	-21.84%
43 2020 GO Refunding Principal	554,730	550,220	568,260	81,180	568,260	590,811	22,551	3.97%
44 2022 GO Bond Interest	-	-	1,615,000	881,514	1,615,000	1,371,550	(243,450)	-15.07%
45 2022 GO Bond Principal	-	-	5,345,000	-	5,345,000	1,005,000	(4,340,000)	-81.20%
46 2023 GO Bond Interest	-	-	-	-	-	3,198,965	3,198,965	0.00%
47 2023 GO Bond Principal	-	-	-	-	-	1,400,000	1,400,000	0.00%
2. Contractual Services	\$ 6,309,581	\$ 6,016,377	\$ 12,976,939	\$ 2,264,993	\$ 12,979,439	\$ 13,008,737	\$ 31,798	0.25%
48 Interfund Transfers Out	\$ -	\$ -	\$ -	\$ -	\$ -	\$ -	\$ -	0.00%
49 Transfer Out - 2020 CO Bond Fund	-	-	-	-	-	-	-	0.00%
50 Transfer Out - TIRZ #1 I&S	1,132,620	856,362	523,900	523,900	523,900	523,900	-	0.00%
51 Transfer Out - TIRZ #2 I&S	106,242	185,099	491,700	426,135	426,135	622,786	131,086	26.66%
52 Transfer Out - TIRZ #3 I&S	-	-	-	-	-	-	-	0.00%
53 Transfer Out - WW Impact	-	-	-	-	-	-	-	0.00%
54 Transfer Out - 2022 GO Road Bond	-	1,500,000	-	-	-	-	-	0.00%
7. Transfers	\$ 1,238,862	\$ 2,541,461	\$ 1,015,600	\$ 950,035	\$ 950,035	\$ 1,146,686	\$ 131,086	12.91%
TOTAL EXPENDITURES:	\$ 7,548,443	\$ 8,557,838	\$ 13,992,539	\$ 3,215,027	\$ 13,929,474	\$ 14,155,423	\$ 162,884	1.16%
TOTAL REVENUE & TRANSFERS-IN IN EXCESS (DEFICIT) OVER EXPENDITURES	\$ 1,689,372	\$ (947,834)	\$ (4,233,522)	\$ 8,517,815	\$ (2,166,631)	\$ (364,924)	\$ 3,868,598	
ESTIMATED ENDING FUND BALANCE	\$ 3,477,411	\$ 2,529,578	\$ (1,703,944)	\$ 11,047,393	\$ 362,946	\$ (1,978)		

**City of Kyle, Texas
Fund Summary Budget Status Report
TIRZ #3 FUND (1540)**

	<u>Actual 2020-21</u>	<u>Actual 2021-22</u>	<u>Approved Budget 2022-23</u>	<u>Year to Date w/Encumbrance 6/30/2023</u>	<u>Current Year Estimate 2022-23</u>	<u>Council Approved Budget 2023-24</u>	<u>Approved \$ Increase(Decrease) From FY 2022-23 Approved Budget</u>	<u>Approved % Increase(Decrease) From FY 2022-23 Approved Budget</u>
BEGINNING FUND BALANCE	\$ -	\$ -	\$ (1,243)	\$ (1,243)	\$ (1,243)	\$ 121,701		
Line No.								
REVENUE:								
Property Taxes								
1 Property Taxes - County TIRZ/TIF	\$ -	\$ -	\$ 1	\$ -	\$ -	\$ 1	\$ -	0.00%
Total Property Taxes	\$ -	\$ -	\$ 1	\$ -	\$ -	\$ 1	\$ -	0.00%
Developer Contributions								
1 Developer Contributions	\$ -	\$ -	\$ -	\$ 370,000	\$ 370,000	\$ -	\$ -	0.00%
Total Developer Contributions	\$ -	\$ -	\$ -	\$ 370,000	\$ 370,000	\$ -	\$ -	0.00%
Bond Proceeds								
2 Bond Proceeds	\$ -	\$ -	\$ -	\$ -	\$ -	\$ -	\$ -	0.00%
3 Bond Premium	-	-	-	-	-	-	-	0.00%
Total Bond Proceeds	\$ -	\$ -	\$ -	\$ -	\$ -	\$ -	\$ -	0.00%
Transfer In								
4 Transfer In - M&O General Fund	\$ -	\$ -	\$ 1	\$ 1	\$ 1	\$ 1	\$ -	0.00%
5 Transfer In - I & S Fund	-	-	-	-	-	-	-	0.00%
Total Transfer In	\$ -	\$ -	\$ 1	\$ 1	\$ 1	\$ 1	\$ -	0.00%
TOTAL REVENUE AND TRANSFERS IN:	<u>\$ -</u>	<u>\$ -</u>	<u>\$ 2</u>	<u>\$ 370,001</u>	<u>\$ 370,001</u>	<u>\$ 2</u>	<u>\$ -</u>	<u>0.00%</u>
EXPENDITURES:								
TIRZ #3 Administration								
6 Legal Services	\$ -	\$ 1,242.50	\$ -	\$ (1,243)	\$ (1,243)	\$ -	\$ -	0.00%
7 Waterline Construction	-	-	-	-	-	-	-	0.00%
8 Capital Improvements - Construction	-	-	-	-	-	-	-	0.00%
9 Easement & ROW Acquisition	-	-	248,300	248,300	248,300	-	(248,300)	-100.00%
10 Engineering Services - Capital Outlay	-	-	-	-	-	-	-	0.00%
Total TIRZ #3 Administration	\$ -	\$ 1,243	\$ 248,300	\$ 247,058	\$ 247,058	\$ -	\$ (248,300)	-100.00%
TOTAL EXPENDITURES:	<u>\$ -</u>	<u>\$ 1,243</u>	<u>\$ 248,300</u>	<u>\$ 247,058</u>	<u>\$ 247,058</u>	<u>\$ -</u>	<u>\$ (248,300)</u>	<u>-100.00%</u>
TOTAL REVENUE & TRANSFERS-IN IN EXCESS (DEFICIT) OVER EXPENDITURES	<u>\$ -</u>	<u>\$ (1,243)</u>	<u>\$ (248,298)</u>	<u>\$ 122,944</u>	<u>\$ 122,944</u>	<u>\$ 2</u>	<u>\$ 248,300</u>	
ESTIMATED ENDING FUND BALANCE	<u>\$ -</u>	<u>\$ (1,243)</u>	<u>\$ (249,541)</u>	<u>\$ 121,701</u>	<u>\$ 121,701</u>	<u>\$ 121,703</u>		

**City of Kyle, Texas
Fund Summary Budget Status Report
TIRZ #4 FUND (1541)**

	<u>Actual 2020-21</u>	<u>Actual 2021-22</u>	<u>Approved Budget 2022-23</u>	<u>Year to Date w/Encumbrance 6/30/2023</u>	<u>Current Year Estimate 2022-23</u>	<u>Council Approved Budget 2023-24</u>	<u>Approved \$ Increase(Decrease) From FY 2022-23 Approved Budget</u>	<u>Approved % Increase(Decrease) From FY 2022-23 Approved Budget</u>
BEGINNING FUND BALANCE	\$ -	\$ (1,243)	\$ -	\$ -	\$ -	\$ (893)		
Line No.								
REVENUE:								
Property Taxes								
1 Property Taxes - County TIRZ/TIF	\$ -	\$ -	\$ -	\$ -	\$ -	\$ -	\$ -	0.00%
Total Property Taxes	\$ -	\$ -	\$ -	\$ -	\$ -	\$ -	\$ -	0.00%
Investment Income								
2 Investment Income	\$ -	\$ -	\$ -	\$ -	\$ -	\$ -	\$ -	0.00%
Total Investment Income	\$ -	\$ -	\$ -	\$ -	\$ -	\$ -	\$ -	0.00%
Bond Proceeds								
3 Bond Proceeds	\$ -	\$ -	\$ -	\$ -	\$ -	\$ -	\$ -	0.00%
4 Bond Premium	-	-	-	-	-	-	-	0.00%
Total Bond Proceeds	\$ -	\$ -	\$ -	\$ -	\$ -	\$ -	\$ -	0.00%
Transfer In								
5 Transfer In - I & S Fund	\$ -	\$ -	\$ -	\$ -	\$ -	\$ -	\$ -	0.00%
Total Transfer In	\$ -	\$ -	\$ -	\$ -	\$ -	\$ -	\$ -	0.00%
TOTAL REVENUE AND TRANSFERS IN:	\$ -	\$ -	\$ -	\$ -	\$ -	\$ -	\$ -	0.00%
EXPENDITURES:								
TIRZ #4 Administration								
6 Legal Services	\$ 1,243	\$ (1,243)	\$ -	\$ 893	\$ 893	\$ -	\$ -	0.00%
7 Services - Consulting (Project & Finance Plan)	-	-	-	-	-	-	-	0.00%
Total TIRZ #4 Administration	\$ 1,243	\$ (1,243)	\$ -	\$ 893	\$ 893	\$ -	\$ -	0.00%
TOTAL EXPENDITURES:	\$ 1,243	\$ (1,243)	\$ -	\$ 893	\$ 893	\$ -	\$ -	0.00%
TOTAL REVENUE & TRANSFERS-IN IN EXCESS (DEFICIT) OVER EXPENDITURES	\$ (1,243)	\$ 1,243	\$ -	\$ (893)	\$ (893)	\$ -	\$ -	
ESTIMATED ENDING FUND BALANCE	\$ (1,243)	\$ -	\$ -	\$ (893)	\$ (893)	\$ (893)		

**City of Kyle, Texas
Fund Summary Budget Status Report
HEROES MEMORIAL PARK FUND (1531)**

	<u>Actual 2020-21</u>	<u>Actual 2021-22</u>	<u>Approved Budget 2022-23</u>	<u>Year to Date w/Encumbrance 6/30/2023</u>	<u>Current Year Estimate 2022-23</u>	<u>Council Approved Budget 2023-24</u>	<u>Approved \$ Increase(Decrease) From FY 2022-23 Approved Budget</u>	<u>Approved % Increase(Decrease) From FY 2022-23 Approved Budget</u>
BEGINNING FUND BALANCE	\$ 502,035	\$ 7,291,391	\$ 181,354	\$ 181,354	\$ 181,354	\$ 66,988		
Line No.								
REVENUE:								
Investment Income & Other								
1 Investment Income	\$ -	\$ -	\$ -	\$ -	\$ -	\$ -	\$ -	0.00%
2 TDS Donations	-	-	-	-	-	-	-	0.00%
3 Heroes Memorial Donations	-	-	-	-	-	-	-	0.00%
4 Transfer In - General Fund	6,023,000	438,030	440,000	440,000	440,000	-	(440,000)	-100.00%
5 Transfer In - Water Operating	-	99,002	-	-	-	-	-	0.00%
6 Transfer In - WWTP Bond Fund	2,500,000	-	-	-	-	-	-	0.00%
Total Investment Income & Other	<u>\$ 8,523,000</u>	<u>\$ 537,032</u>	<u>\$ 440,000</u>	<u>\$ 440,000</u>	<u>\$ 440,000</u>	<u>\$ -</u>	<u>\$ (440,000)</u>	<u>-100.00%</u>
TOTAL REVENUE AND TRANSFERS IN:	<u>\$ 8,523,000</u>	<u>\$ 537,032</u>	<u>\$ 440,000</u>	<u>\$ 440,000</u>	<u>\$ 440,000</u>	<u>\$ -</u>	<u>\$ (440,000)</u>	<u>-100.00%</u>
EXPENDITURES:								
Heroes Memorial Park								
7 Ribbon Cutting Event	\$ -	\$ 8,637	\$ 5,750	\$ 5,750	\$ 5,750	\$ -	\$ (5,750)	-100.00%
8 County Recording Fees	-	121	-	-	-	-	-	0.00%
9 Services - Survey	-	-	-	-	-	-	-	0.00%
10 Capital Improvements - Construction	1,315,901	7,438,690	547,147	547,147	547,147	-	(547,147)	-100.00%
11 Easement & ROW Acquisition	-	10,273	-	-	-	-	-	0.00%
12 Legal Services - Capital Outlay	35	858	70	70	70	-	(70)	-100.00%
13 Engineering Services - Capital Outlay	13,750	500	1,000	1,000	1,000	-	(1,000)	-100.00%
14 Owner's Rep Services-Capital Outlay	26,260	52,520	15,756	-	-	-	(15,756)	-100.00%
15 Architectural Services - Capital Outlay	377,698	135,470	399	399	399	-	(399)	-100.00%
Total Heroes Memorial Park	<u>\$ 1,733,644</u>	<u>\$ 7,647,069</u>	<u>\$ 570,122</u>	<u>\$ 554,366</u>	<u>\$ 554,366</u>	<u>\$ -</u>	<u>\$ (570,122)</u>	<u>-100.00%</u>
TOTAL EXPENDITURES:	<u>\$ 1,733,644</u>	<u>\$ 7,647,069</u>	<u>\$ 570,122</u>	<u>\$ 554,366</u>	<u>\$ 554,366</u>	<u>\$ -</u>	<u>\$ (570,122)</u>	<u>-100.00%</u>
TOTAL REVENUE & TRANSFERS-IN IN EXCESS (DEFICIT) OVER EXPENDITURES	<u>\$ 6,789,356</u>	<u>\$ (7,110,037)</u>	<u>\$ (130,122)</u>	<u>\$ (114,366)</u>	<u>\$ (114,366)</u>	<u>\$ -</u>	<u>\$ 130,122</u>	
ESTIMATED ENDING FUND BALANCE	<u>\$ 7,291,391</u>	<u>\$ 181,354</u>	<u>\$ 51,232</u>	<u>\$ 66,988</u>	<u>\$ 66,988</u>	<u>\$ 66,988</u>		

**City of Kyle, Texas
Fund Summary Budget Status Report
CIP PARK DEVELOPMENT FUND (1720)**

	<u>Actual 2020-21</u>	<u>Actual 2021-22</u>	<u>Approved Budget 2022-23</u>	<u>Year to Date w/Encumbrance 06/30/23</u>	<u>Current Year Estimate 2022-23</u>	<u>Council Approved Budget 2023-24</u>	<u>Approved \$ Increase(Decrease) From FY 2022-23 Approved Budget</u>	<u>Approved % Increase(Decrease) From FY 2022-23 Approved Budget</u>
BEGINNING FUND BALANCE	\$ 2,660,529	\$ 3,978,034	\$ 5,260,329	\$ 5,260,329	\$ 5,260,329	\$ 3,182,335		
Line No.								
REVENUE:								
Park Development Fees								
1 Park Development Fees	\$ 2,483,919	\$ 3,098,860	\$ 1,500,000	\$ 1,652,700	\$ 1,652,700	\$ 2,500,000	\$ 1,000,000	66.67%
2 Future PID Reimbursement	-	-	-	-	-	-	-	0.00%
3 Revenue - Easement/ROW	-	-	-	-	-	-	-	0.00%
Total Park Development Fees	<u>\$ 2,483,919</u>	<u>\$ 3,098,860</u>	<u>\$ 1,500,000</u>	<u>\$ 1,652,700</u>	<u>\$ 1,652,700</u>	<u>\$ 2,500,000</u>	<u>\$ 1,000,000</u>	<u>66.67%</u>
Local Grants								
4 Hays County Support	\$ -	\$ -	\$ -	\$ -	\$ -	\$ -	\$ -	0.00%
Total Local Grants	<u>\$ -</u>	<u>\$ -</u>	<u>\$ -</u>	<u>\$ -</u>	<u>\$ -</u>	<u>\$ -</u>	<u>\$ -</u>	<u>0.00%</u>
Interest/Investment Income								
5 Investment Income	\$ -	\$ -	\$ -	\$ -	\$ -	\$ -	\$ -	0.00%
Total Interest/Investment Income	<u>\$ -</u>	<u>\$ -</u>	<u>\$ -</u>	<u>\$ -</u>	<u>\$ -</u>	<u>\$ -</u>	<u>\$ -</u>	<u>0.00%</u>
Other								
6 Donations - Parks	\$ -	\$ -	\$ -	\$ -	\$ -	\$ -	\$ -	0.00%
7 Transfer In - General Fund	-	-	-	-	-	-	-	0.00%
8 Transfer In - Hockey Rink Donations Fund	47,517	-	-	-	-	-	-	0.00%
Total Other	<u>\$ 47,517</u>	<u>\$ -</u>	<u>\$ -</u>	<u>\$ -</u>	<u>\$ -</u>	<u>\$ -</u>	<u>\$ -</u>	<u>0.00%</u>
TOTAL REVENUE AND TRANSFERS IN:	<u>\$ 2,531,436</u>	<u>\$ 3,098,860</u>	<u>\$ 1,500,000</u>	<u>\$ 1,652,700</u>	<u>\$ 1,652,700</u>	<u>\$ 2,500,000</u>	<u>\$ 1,000,000</u>	<u>66.67%</u>
EXPENDITURES:								
Park Improvements								
9 Other Equipment	\$ -	\$ -	\$ 35,000	\$ -	\$ -	\$ -	(35,000)	-100.00%
10 Hike & Bike Trail - Light Equipment	(256)	170,631	-	-	-	-	-	0.00%
11 Park Impv - Other Equipment	20,958	-	284,000	330,325	330,325	332,000	48,000	16.90%
12 Real Estate Acquisition	-	-	-	-	-	-	-	0.00%
13 Park Improvements - Waterleaf	-	-	10,000	-	10,000	500,000	490,000	4900.00%
14 Park Improvements - Steeplechase	-	-	10,000	4,927	10,000	150,000	140,000	1400.00%
15 Park Improvements - Gregg-Clarke	-	21,325	10,000	2,257	10,000	150,000	140,000	1400.00%
16 Park Improvements - Lake Kyle	-	1,603	10,000	4,797	10,000	200,000	190,000	1900.00%
17 Park Improvements - City Square	-	-	-	-	-	-	-	0.00%
18 Community Gardens	-	-	-	-	-	210,000	210,000	0.00%
19 Grant - Outdoor Fitness Court	-	25,000	-	-	-	-	-	0.00%
20 Matching - Outdoor Fitness Court	-	106,865	-	-	-	-	-	0.00%
21 Park Improvements - Kyle Vista Ph1	-	-	-	-	-	-	-	0.00%
22 Park Improvements - Kyle Pool	225,074	-	400,000	389,345	400,000	75,000	(325,000)	-81.25%
23 Park Improvements - Ash Pavilion	-	-	10,000	3,551	10,000	-	(10,000)	-100.00%
24 Park Improvements - Bunton Creek Reserve	4,811	-	-	-	-	-	-	0.00%
25 Park Improvements - Plum Creek Trail	9,773	174,076	224,424	54,875	224,424	-	(224,424)	-100.00%
26 Park Improvements - Masonwood	-	-	50,000	-	-	150,000	100,000	200.00%
27 City Square Park Redevelopment	785,499	1,183,596	110,466	110,466	110,466	-	(110,466)	-100.00%

	Actual 2020-21	Actual 2021-22	Approved Budget 2022-23	Year to Date w/Encumbrance 06/30/23	Current Year Estimate 2022-23	Approved Budget 2023-24	Increase(Decrease) From FY 2022-23 Approved Budget	Increase(Decrease) From FY 2022-23 Approved Budget
28 Park Improvements - Linebarger Lake	-	-	10,000	-	10,000	150,000	140,000	1400.00%
29 Fishing Pier - Linebarger Lake	-	-	-	-	-	200,000	200,000	0.00%
30 Festive Lighting - Center St & Center Sq Park	154,585	133,469	319,888	250,480	319,888	-	(319,888)	-100.00%
31 Festive Lighting - City Wide	-	-	-	-	-	200,000	200,000	0.00%
32 Kyle Citywide Playground Improvements	9,050	-	25,000	24,943	24,943	-	(25,000)	-100.00%
33 Kyle Citywide Park Irrigation System	-	-	40,000	1,422	40,000	-	(40,000)	-100.00%
34 Kyle Citywide Trail System Improvements	4,437	-	-	-	-	-	-	0.00%
35 Kensington Trail Development	-	-	-	-	-	50,000	50,000	0.00%
36 Kyle Citywide Park Cameras	-	-	97,600	-	97,600	-	(97,600)	-100.00%
37 Aeration at Cool Springs & Lineberger Lake	-	-	160,000	-	160,000	-	(160,000)	-100.00%
38 Inclusive Playground	-	-	200,000	192,376	200,000	-	(200,000)	-100.00%
39 KRUG Improvements	-	-	30,000	-	30,000	-	(30,000)	-100.00%
40 Park Restrooms	-	-	1,000,000	998,047	998,047	-	(1,000,000)	-100.00%
41 Ballfield Improvements	-	-	200,000	-	200,000	-	(200,000)	-100.00%
42 Ballfield Lights/Light Inspections	-	-	35,000	-	35,000	-	(35,000)	-100.00%
43 Heroes Memorial Park Restroom	-	-	-	-	-	200,000	200,000	0.00%
44 Parking Lot Improvements	-	-	-	-	-	2,000,000	2,000,000	0.00%
45 Pickleball Courts (4)	-	-	-	-	-	200,000	200,000	0.00%
46 Tennis Courts (4)	-	-	-	-	-	240,000	240,000	0.00%
47 Bike BMX Park	-	-	-	-	-	1,000,000	1,000,000	0.00%
48 Recreation Center	-	-	-	-	-	-	-	0.00%
Total Park Improvements	\$ 1,213,931	\$ 1,816,565	\$ 3,271,378	\$ 2,367,811	\$ 3,230,693	\$ 6,007,000	\$ 2,735,622	83.62%
Park Improvements - Steeplechase Splash Pad & Assoc. Improvements								
49 Capital Improvements - Construction	\$ -	\$ -	\$ 500,000	\$ 495,065	\$ 500,000	\$ -	\$ (500,000)	-100.00%
50 Engineering Services - Capital Outlay	-	-	-	-	-	-	-	0.00%
Total Park Improvements - Steeplechase Splash Pad	\$ -	\$ -	\$ 500,000	\$ 495,065	\$ 500,000	\$ -	\$ (500,000)	-100.00%
TOTAL EXPENDITURES:	\$ 1,213,931	\$ 1,816,565	\$ 3,771,378	\$ 2,862,876	\$ 3,730,693	\$ 6,007,000	\$ 2,235,622	59.28%
TOTAL REVENUE & TRANSFERS-IN IN EXCESS (DEFICIT) OVER EXPENDITURES	\$ 1,317,505	\$ 1,282,295	\$ (2,271,378)	\$ (1,210,176)	\$ (2,077,993)	\$ (3,507,000)	\$ (1,235,622)	
ESTIMATED ENDING FUND BALANCE	\$ 3,978,034	\$ 5,260,329	\$ 2,988,950	\$ 4,050,152	\$ 3,182,335	\$ (324,665)		

City of Kyle, Texas
Fund Summary Budget Status Report
SENIOR ACTIVITY & COMMUNITY CENTER FUND (1750)

	<u>Actual</u> <u>2020-21</u>	<u>Actual</u> <u>2021-22</u>	<u>Approved</u> <u>Budget</u> <u>2022-23</u>	<u>Year to Date</u> <u>w/Encumbrance</u> <u>6/30/2023</u>	<u>Current Year</u> <u>Estimate</u> <u>2022-23</u>	<u>Council</u> <u>Approved</u> <u>Budget</u> <u>2023-24</u>	<u>Approved \$</u> <u>Increase(Decrease)</u> <u>From FY 2022-23</u> <u>Approved Budget</u>	<u>Approved %</u> <u>Increase(Decrease)</u> <u>From FY 2022-23</u> <u>Approved Budget</u>
BEGINNING FUND BALANCE	\$ -	\$ -	\$ 250,870	\$ 250,870	\$ 250,870	\$ 211,943		
Line								
No.								
REVENUE:								
Other Sources								
1 Contribution - Hays County	\$ -	\$ -	\$ -	\$ -	\$ -	\$ -	\$ -	0.00%
2 Donations - Other Restricted (KASZ)	-	55,850	-	-	-	-	-	0.00%
Total Other Sources	\$ -	\$ 55,850	\$ -	\$ -	\$ -	\$ -	\$ -	0.00%
Transfer In								
3 Transfer In - General Fund CIP	\$ -	\$ 200,000	\$ -	\$ -	\$ -	\$ -	\$ -	0.00%
Total Transfer In	\$ -	\$ 200,000	\$ -	\$ -	\$ -	\$ -	\$ -	0.00%
TOTAL REVENUE AND TRANSFERS IN:	\$ -	\$ 255,850	\$ -	\$ -	\$ -	\$ -	\$ -	0.00%
EXPENDITURES:								
4 Services - Design & Architectural	\$ -	\$ -	\$ -	\$ -	\$ -	\$ -	\$ -	0.00%
5 Legal Services - Capital Outlay	-	1,400	-	508	508	-	-	0.00%
6 Owner's Rep Services - Capital Outlay	-	3,580	195,020	38,420	38,420	-	(195,020)	-100.00%
Total Expenditures	\$ -	\$ 4,980	\$ 195,020	\$ 38,928	\$ 38,928	\$ -	\$ (195,020)	-100.00%
TOTAL EXPENDITURES:	\$ -	\$ 4,980	\$ 195,020	\$ 38,928	\$ 38,928	\$ -	\$ (195,020)	-100.00%
TOTAL REVENUE & TRANSFERS-IN IN EXCESS (DEFICIT) OVER EXPENDITURES	\$ -	\$ 250,870	\$ (195,020)	\$ (38,928)	\$ (38,928)	\$ -	\$ 195,020	
ESTIMATED ENDING FUND BALANCE	\$ -	\$ 250,870	\$ 55,850	\$ 211,943	\$ 211,943	\$ 211,943		

**City of Kyle, Texas
Fund Summary Budget Status Report
2008 CO BOND FUND (1840)**

	<u>Actual 2020-21</u>	<u>Actual 2021-22</u>	<u>Approved Budget 2022-23</u>	<u>Year to Date w/Encumbrance 6/30/2023</u>	<u>Current Year Estimate 2022-23</u>	<u>Council Approved Budget 2023-24</u>	<u>Approved \$ Increase(Decrease) From FY 2022-23 Approved Budget</u>	<u>Approved % Increase(Decrease) From FY 2022-23 Approved Budget</u>
BEGINNING FUND BALANCE	\$ 1,391,720	\$ 1,391,720	\$ 1,391,720	\$ 1,391,720	\$ 1,391,720	\$ 1,391,720		
Line No.								
REVENUE:								
1 Assessments	\$ -	\$ -	\$ -	\$ -	\$ -	\$ -	\$ -	0.00%
2 Investment Income	-	-	-	-	-	-	-	0.00%
3 Claims and Reimbursements	-	-	-	-	-	-	-	0.00%
TOTAL REVENUE:	<u>\$ -</u>	<u>\$ -</u>	<u>\$ -</u>	<u>\$ -</u>	<u>\$ -</u>	<u>\$ -</u>	<u>\$ -</u>	<u>0.00%</u>
EXPENDITURES:								
Transfers Out								
4 Interfund Transfers Out	\$ -	\$ -	\$ -	\$ -	\$ -	\$ -	\$ -	0.00%
Total Transfers Out	<u>\$ -</u>	<u>\$ -</u>	<u>\$ -</u>	<u>\$ -</u>	<u>\$ -</u>	<u>\$ -</u>	<u>\$ -</u>	<u>0.00%</u>
Demolition of Old PD Building (111 N. Front St)								
5 Heating/Cooling Repairs	\$ -	\$ -	\$ -	\$ -	\$ -	\$ -	\$ -	0.00%
6 Engineering Services	-	-	-	-	-	-	-	0.00%
7 Sewer System Repairs	-	-	-	-	-	-	-	0.00%
8 Office Furniture (FF&E)	-	-	-	-	-	-	-	0.00%
9 Communication Equipment	-	-	-	-	-	-	-	0.00%
10 Computer Equipment	-	-	-	-	-	-	-	0.00%
11 Capital Improvements - Construction	-	-	-	-	-	-	-	0.00%
12 Building Improvements	-	-	1,391,720	-	-	1,391,720	-	0.00%
13 Inspection Services - Capital Outlay	-	-	-	-	-	-	-	0.00%
14 Engineering Services - Capital Outlay	-	-	-	-	-	-	-	0.00%
Total Bank Building	<u>\$ -</u>	<u>\$ -</u>	<u>\$ 1,391,720</u>	<u>\$ -</u>	<u>\$ -</u>	<u>\$ 1,391,720</u>	<u>\$ -</u>	<u>0.00%</u>
TOTAL EXPENDITURES:	<u>\$ -</u>	<u>\$ -</u>	<u>\$ 1,391,720</u>	<u>\$ -</u>	<u>\$ -</u>	<u>\$ 1,391,720</u>	<u>\$ -</u>	<u>0.00%</u>
TOTAL REVENUE & TRANSFERS-IN IN EXCESS (DEFICIT) OVER EXPENDITURES	<u>\$ -</u>	<u>\$ -</u>	<u>\$ (1,391,720)</u>	<u>\$ -</u>	<u>\$ -</u>	<u>\$ (1,391,720)</u>	<u>\$ -</u>	
ESTIMATED ENDING FUND BALANCE	<u>\$ 1,391,720</u>	<u>\$ 1,391,720</u>	<u>\$ -</u>	<u>\$ 1,391,720</u>	<u>\$ 1,391,720</u>	<u>\$ -</u>		

**City of Kyle, Texas
Fund Summary Budget Status Report
2014 TAX NOTES (1900)**

	<u>Actual 2020-21</u>	<u>Actual 2021-22</u>	<u>Approved Budget 2022-23</u>	<u>Year to Date w/Encumbrance 6/30/2023</u>	<u>Current Year Estimate 2022-23</u>	<u>Council Approved Budget 2023-24</u>	<u>Approved \$ Increase(Decrease) From FY 2022-23 Approved Budget</u>	<u>Approved % Increase(Decrease) From FY 2022-23 Approved Budget</u>
BEGINNING FUND BALANCE	\$ 5,353	\$ 5,353	\$ 5,353	\$ 5,353	\$ 5,353	\$ -		
Line No.								
REVENUE:								
1 Investment Income	\$ -	\$ -	\$ -	\$ -	\$ -	\$ -	\$ -	0.00%
2 Bond Proceeds	-	-	-	-	-	-	-	0.00%
3 Bond Premium	-	-	-	-	-	-	-	0.00%
TOTAL REVENUE:	<u>\$ -</u>	<u>\$ -</u>	<u>\$ -</u>	<u>\$ -</u>	<u>\$ -</u>	<u>\$ -</u>	<u>\$ -</u>	<u>0.00%</u>
EXPENDITURES:								
Cost of Issuance								
4 Legal Services	\$ -	\$ -	\$ -	\$ -	\$ -	\$ -	\$ -	0.00%
5 Bank Charges/Paying Agent Fees	-	-	-	-	-	-	-	0.00%
6 Financial Consulting Services	-	-	-	-	-	-	-	0.00%
7 Underwriter's Discount	-	-	-	-	-	-	-	0.00%
Total Cost of Issuance	<u>\$ -</u>	<u>\$ -</u>	<u>\$ -</u>	<u>\$ -</u>	<u>\$ -</u>	<u>\$ -</u>	<u>\$ -</u>	<u>0.00%</u>
Transfer Out								
8 Transfer Out - GF	\$ -	\$ -	\$ -	\$ -	\$ -	\$ -	\$ -	0.00%
9 Transfer Out - Debt Service	-	-	5,353	5,353	5,353	-	(5,353)	-100.00%
10 Transfer Out - Water Fund	-	-	-	-	-	-	-	0.00%
11 Transfer Out - Wastewater Fund	-	-	-	-	-	-	-	0.00%
Total Transfer Out	<u>\$ -</u>	<u>\$ -</u>	<u>\$ 5,353</u>	<u>\$ 5,353</u>	<u>\$ 5,353</u>	<u>\$ -</u>	<u>\$ (5,353)</u>	<u>-100.00%</u>
Information Technology								
12 Computer Hardware	\$ -	\$ -	\$ -	\$ -	\$ -	\$ -	\$ -	0.00%
13 Computer Equipment	-	-	-	-	-	-	-	0.00%
14 Construction - HVAC	-	-	-	-	-	-	-	0.00%
Total Information Technology	<u>\$ -</u>	<u>\$ -</u>	<u>\$ -</u>	<u>\$ -</u>	<u>\$ -</u>	<u>\$ -</u>	<u>\$ -</u>	<u>0.00%</u>
Financial Services Department								
15 Motor Vehicles	\$ -	\$ -	\$ -	\$ -	\$ -	\$ -	\$ -	0.00%
Total Financial Services Department	<u>\$ -</u>	<u>\$ -</u>	<u>\$ -</u>	<u>\$ -</u>	<u>\$ -</u>	<u>\$ -</u>	<u>\$ -</u>	<u>0.00%</u>
Parks and Recreation								
16 Medical Supplies	\$ -	\$ -	\$ -	\$ -	\$ -	\$ -	\$ -	0.00%
17 Other Field Equipment	-	-	-	-	-	-	-	0.00%
18 Instruments/Apparatus	-	-	-	-	-	-	-	0.00%
19 Other Equipment	-	-	-	-	-	-	-	0.00%
20 Building & Storage Facilities	-	-	-	-	-	-	-	0.00%
Total Parks and Recreation	<u>\$ -</u>	<u>\$ -</u>	<u>\$ -</u>	<u>\$ -</u>	<u>\$ -</u>	<u>\$ -</u>	<u>\$ -</u>	<u>0.00%</u>
Police Department								
21 Communication Equipment	\$ -	\$ -	\$ -	\$ -	\$ -	\$ -	\$ -	0.00%
22 Light Equipment	-	-	-	-	-	-	-	0.00%
23 Motor Vehicles	-	-	-	-	-	-	-	0.00%
Police Department	<u>\$ -</u>	<u>\$ -</u>	<u>\$ -</u>	<u>\$ -</u>	<u>\$ -</u>	<u>\$ -</u>	<u>\$ -</u>	<u>0.00%</u>

	<u>Actual 2020-21</u>	<u>Actual 2021-22</u>	<u>Approved Budget 2022-23</u>	<u>Year to Date w/Encumbrance 6/30/2023</u>	<u>Current Year Estimate 2022-23</u>	<u>Council Approved Budget 2023-24</u>	<u>Approved \$ Increase(Decrease) From FY 2022-23 Approved Budget</u>	<u>Approved % Increase(Decrease) From FY 2022-23 Approved Budget</u>
Engineering								
24 Water System Model	\$ -	\$ -	\$ -	\$ -	\$ -	\$ -	\$ -	0.00%
25 Wastewater System Model	-	-	-	-	-	-	-	0.00%
Total Engineering	<u>\$ -</u>	<u>\$ -</u>	<u>\$ -</u>	<u>\$ -</u>	<u>\$ -</u>	<u>\$ -</u>	<u>\$ -</u>	<u>0.00%</u>
Public Works								
26 Computer Equipment	\$ -	\$ -	\$ -	\$ -	\$ -	\$ -	\$ -	0.00%
27 Machine Tools/Apparatus	-	-	-	-	-	-	-	0.00%
28 Light Equipment	-	-	-	-	-	-	-	0.00%
29 Motor Vehicles	-	-	-	-	-	-	-	0.00%
30 Heavy Equipment	-	-	-	-	-	-	-	0.00%
31 Ground/Elevated Storage Tank	-	-	-	-	-	-	-	0.00%
Public Works	<u>\$ -</u>	<u>\$ -</u>	<u>\$ -</u>	<u>\$ -</u>	<u>\$ -</u>	<u>\$ -</u>	<u>\$ -</u>	<u>0.00%</u>
TOTAL EXPENDITURES:	<u>\$ -</u>	<u>\$ -</u>	<u>\$ 5,353</u>	<u>\$ 5,353</u>	<u>\$ 5,353</u>	<u>\$ -</u>	<u>\$ (5,353)</u>	<u>-100.00%</u>
TOTAL REVENUE & TRANSFERS-IN IN EXCESS (DEFICIT) OVER EXPENDITURES	<u>\$ -</u>	<u>\$ -</u>	<u>\$ (5,353)</u>	<u>\$ (5,353)</u>	<u>\$ (5,353)</u>	<u>\$ -</u>	<u>\$ 5,353</u>	
ESTIMATED ENDING FUND BALANCE								
ESTIMATED ENDING FUND BALANCE	<u>\$ 5,353</u>	<u>\$ 5,353</u>	<u>\$ -</u>	<u>\$ -</u>	<u>\$ -</u>	<u>\$ -</u>		

**City of Kyle, Texas
Fund Summary Budget Status Report
2015 GO BOND FUND (1920)**

	<u>Actual</u> <u>2020-21</u>	<u>Actual</u> <u>2021-22</u>	<u>Approved</u> <u>Budget</u> <u>2022-23</u>	<u>Year to Date</u> <u>w/Encumbrance</u> <u>6/30/2023</u>	<u>Current Year</u> <u>Estimate</u> <u>2022-23</u>	<u>Council</u> <u>Approved</u> <u>Budget</u> <u>2023-24</u>	<u>Approved \$</u> <u>Increase(Decrease)</u> <u>From FY 2022-23</u> <u>Approved Budget</u>	<u>Approved %</u> <u>Increase(Decrease)</u> <u>From FY 2022-23</u> <u>Approved Budget</u>
BEGINNING FUND BALANCE	\$ 1,911,042	\$ 1,411,511	\$ 1,725,148	\$ 1,725,148	\$ 1,725,148	\$ 669,714		
Line No.								
REVENUE:								
1 Investment Income	\$ -	\$ -	\$ -	\$ -	\$ -	\$ -	\$ -	0.00%
2 Bond Proceeds	-	-	-	-	-	-	-	0.00%
3 Bond Premium	-	-	-	-	-	-	-	0.00%
TOTAL REVENUE:	<u>\$ -</u>	<u>\$ -</u>	<u>\$ -</u>	<u>\$ -</u>	<u>\$ -</u>	<u>\$ -</u>	<u>\$ -</u>	<u>0.00%</u>
EXPENDITURES:								
Cost of Issuance								
4 Legal Services	\$ -	\$ -	\$ -	\$ -	\$ -	\$ -	\$ -	0.00%
5 Bank Charges/Paying Agent Fees	-	-	-	-	-	-	-	0.00%
6 Financial Consulting Services	-	-	-	-	-	-	-	0.00%
7 Underwriter's Discount	-	-	-	-	-	-	-	0.00%
Total Cost of Issuance	<u>\$ -</u>	<u>\$ -</u>	<u>\$ -</u>	<u>\$ -</u>	<u>\$ -</u>	<u>\$ -</u>	<u>\$ -</u>	<u>0.00%</u>
Bunton Creek Road Improvements								
8 County Recording Fees	\$ -	\$ -	\$ -	\$ -	\$ -	\$ -	\$ -	0.00%
9 Advertising	-	-	-	-	-	-	-	0.00%
10 Capital Improvements - Construction	-	-	-	-	-	-	-	0.00%
11 Easement & ROW Acquisition	-	-	-	-	-	-	-	0.00%
12 Legal Services - Capital Outlay	-	-	-	-	-	-	-	0.00%
13 Engineering Services - Capital Outlay	-	-	-	-	-	-	-	0.00%
Total Bunton Creek Road Improvements	<u>\$ -</u>	<u>\$ -</u>	<u>\$ -</u>	<u>\$ -</u>	<u>\$ -</u>	<u>\$ -</u>	<u>\$ -</u>	<u>0.00%</u>
North Burleson St Improvements								
14 Advertising	\$ -	\$ -	\$ -	\$ -	\$ -	\$ -	\$ -	0.00%
15 Capital Improvements - Construction	6,420	(313,637)	1,299,825	1,049,825	1,049,825	250,000	(1,049,825)	-80.77%
16 Easement & ROW Acquisition	-	-	-	-	-	-	-	0.00%
17 Legal Services - Capital Outlay	-	-	-	-	-	-	-	0.00%
18 Engineering Services - Capital Outlay	-	-	5,608	5,608	5,608	-	(5,608)	-100.00%
Total North Burleson St Improvements	<u>\$ 6,420</u>	<u>\$ (313,637)</u>	<u>\$ 1,305,433</u>	<u>\$ 1,055,433</u>	<u>\$ 1,055,433</u>	<u>\$ 250,000</u>	<u>\$ (1,055,433)</u>	<u>-80.85%</u>
Goforth Rd Improvements								
19 Advertising	\$ -	\$ -	\$ -	\$ -	\$ -	\$ -	\$ -	0.00%
20 Capital Improvements - Construction	-	-	-	-	-	-	-	0.00%
21 Easement & ROW Acquisition	-	-	-	-	-	-	-	0.00%
22 Legal Services - Capital Outlay	-	-	-	-	-	-	-	0.00%
23 Engineering Services - Capital Outlay	-	-	-	-	-	-	-	0.00%
Total Goforth Rd Improvements	<u>\$ -</u>	<u>\$ -</u>	<u>\$ -</u>	<u>\$ -</u>	<u>\$ -</u>	<u>\$ -</u>	<u>\$ -</u>	<u>0.00%</u>

	Actual 2020-21	Actual 2021-22	Approved Budget 2022-23	Year to Date w/Encumbrance 6/30/2023	Current Year Estimate 2022-23	Council Approved Budget 2023-24	Approved \$ Increase(Decrease) From FY 2022-23 Approved Budget	Approved % Increase(Decrease) From FY 2022-23 Approved Budget
Lehman Rd Improvements								
24 Advertising	\$ -	\$ -	\$ -	\$ -	\$ -	\$ -	\$ -	0.00%
25 Capital Improvements - Construction	493,112	-	-	-	-	-	-	0.00%
26 Easement & ROW Acquisition	-	-	-	-	-	-	-	0.00%
27 Legal Services - Capital Outlay	-	-	-	-	-	-	-	0.00%
28 Engineering Services - Capital Outlay	-	-	-	-	-	-	-	0.00%
Total Lehman Rd Improvements	\$ 493,112	\$ -	\$ -	\$ -	\$ -	\$ -	\$ -	0.00%
Marketplace Ave Improvements								
29 Capital Improvements - Construction	\$ -	\$ -	\$ -	\$ -	\$ -	\$ -	\$ -	0.00%
30 Easement & ROW Acquisition	-	-	-	-	-	-	-	0.00%
31 Legal Services - Capital Outlay	-	-	-	-	-	-	-	0.00%
Total Marketplace Ave Improvements	\$ -	\$ -	\$ -	\$ -	\$ -	\$ -	\$ -	0.00%
TOTAL EXPENDITURES:	\$ 499,531	\$ (313,637)	\$ 1,305,433	\$ 1,055,433	\$ 1,055,433	\$ 250,000	\$ (1,055,433)	-80.85%
TOTAL REVENUE & TRANSFERS-IN IN EXCESS (DEFICIT) OVER EXPENDITURES	\$ (499,531)	\$ 313,637	\$ (1,305,433)	\$ (1,055,433)	\$ (1,055,433)	\$ (250,000)	\$ 1,055,433	
ESTIMATED ENDING FUND BALANCE	\$ 1,411,511	\$ 1,725,148	\$ 419,714	\$ 669,714	\$ 669,714	\$ 419,714		

**City of Kyle, Texas
Fund Summary Budget Status Report
2020 CO BOND (WWTP) FUND (1950)**

	<u>Actual 2020-21</u>	<u>Actual 2021-22</u>	<u>Approved Budget 2022-23</u>	<u>Year to Date w/Encumbrance 6/30/2023</u>	<u>Current Year Estimate 2022-23</u>	<u>Council Approved Budget 2023-24</u>	<u>Approved \$ Increase(Decrease) From FY 2022-23 Approved Budget</u>	<u>Approved % Increase(Decrease) From FY 2022-23 Approved Budget</u>
BEGINNING FUND BALANCE	\$ 40,228,913	\$ 13,804,312	\$ 2,597,709	\$ 2,597,709	\$ 2,597,709	\$ 1,838,487		
Line No.								
REVENUE:								
1 Developer Contributions	\$ -	\$ -	\$ -	\$ -	\$ -	\$ -	\$ -	0.00%
2 Investment Income	-	-	-	127,915	-	-	-	0.00%
3 Bond Proceeds	-	-	-	-	-	-	-	0.00%
4 Bond Premium	-	-	-	-	-	-	-	0.00%
5 Transfer In - General Fund	-	-	-	-	-	-	-	0.00%
6 Transfer In - Wastewater CIP	-	-	-	-	-	-	-	0.00%
7 Transfer In - I & S Fund	-	-	-	-	-	-	-	0.00%
8 Transfer In - Wastewater Operating	-	-	3,012,751	3,012,751	3,012,751	-	(3,012,751)	-100.00%
TOTAL REVENUE:	<u>\$ -</u>	<u>\$ -</u>	<u>\$ 3,012,751</u>	<u>\$ 3,140,666</u>	<u>\$ 3,012,751</u>	<u>\$ -</u>	<u>\$ (3,012,751)</u>	<u>-100.00%</u>
EXPENDITURES:								
Transfer Out								
9 Transfer Out - TIRZ #2 Fund	\$ 6,000,000	\$ -	\$ -	\$ -	\$ -	\$ -	\$ -	0.00%
10 Transfer Out - Heroes Memorial Fund	2,500,000	-	-	-	-	-	-	0.00%
Total Transfer Out	<u>\$ 8,500,000</u>	<u>\$ -</u>	<u>\$ -</u>	<u>\$ -</u>	<u>\$ -</u>	<u>\$ -</u>	<u>\$ -</u>	<u>0.00%</u>
General Debt I&S								
11 Penalties & Interest	\$ -	\$ (27,972)	\$ -	\$ -	\$ -	\$ -	\$ -	0.00%
12 2020 Series GO Interest	-	744,799	-	-	-	-	-	0.00%
13 2020 Series GO Principal	(340,000)	-	-	-	-	-	-	0.00%
Total General Debt I&S	<u>\$ (340,000)</u>	<u>\$ 716,827</u>	<u>\$ -</u>	<u>\$ -</u>	<u>\$ -</u>	<u>\$ -</u>	<u>\$ -</u>	<u>0.00%</u>
WWTP Expansion								
14 Ribbon Cutting/Groundbreaking Events Supplies	\$ -	\$ -	\$ -	\$ 768	\$ 768	\$ -	\$ -	0.00%
15 Capital Improvement - Construction	17,252,419	9,610,665	3,479,836	3,478,094	3,478,094	-	(3,479,836)	-100.00%
16 Easement & ROW Acquisition	-	7,425	-	-	-	-	-	0.00%
17 Legal Services - Capital Outlay	-	-	-	-	-	-	-	0.00%
18 Engineering Svc-Capital Outlay	593,139	336,988	143,778	143,778	143,778	-	(143,778)	-100.00%
19 Construction Management-Capital Outlay	419,043	534,698	149,334	149,334	149,334	-	(149,334)	-100.00%
20 Transfer Out - Wastewater Fund	-	-	-	-	-	-	-	0.00%
Total WWTP Expansion	<u>\$ 18,264,601</u>	<u>\$ 10,489,776</u>	<u>\$ 3,772,947</u>	<u>\$ 3,771,973</u>	<u>\$ 3,771,973</u>	<u>\$ -</u>	<u>\$ (3,772,947)</u>	<u>-100.00%</u>
TOTAL EXPENDITURES:	<u>\$ 26,424,601</u>	<u>\$ 11,206,603</u>	<u>\$ 3,772,947</u>	<u>\$ 3,771,973</u>	<u>\$ 3,771,973</u>	<u>\$ -</u>	<u>\$ (3,772,947)</u>	<u>-100.00%</u>
TOTAL REVENUE & TRANSFERS-IN IN EXCESS (DEFICIT) OVER EXPENDITURES	<u>\$ (26,424,601)</u>	<u>\$ (11,206,603)</u>	<u>\$ (760,196)</u>	<u>\$ (631,307)</u>	<u>\$ (759,222)</u>	<u>\$ -</u>	<u>\$ 760,196</u>	
ESTIMATED ENDING FUND BALANCE	<u>\$ 13,804,312</u>	<u>\$ 2,597,709</u>	<u>\$ 1,837,513</u>	<u>\$ 1,966,402</u>	<u>\$ 1,838,487</u>	<u>\$ 1,838,487</u>		

**City of Kyle, Texas
Fund Summary Budget Status Report
2020 GO BOND PD/PARKS FUND (1951)**

	<u>Actual 2020-21</u>	<u>Actual 2021-22</u>	<u>Approved Budget 2022-23</u>	<u>Year to Date w/Encumbrance 6/30/2023</u>	<u>Current Year Estimate 2022-23</u>	<u>Council Approved Budget 2023-24</u>	<u>Approved \$ Increase(Decrease) From FY 2022-23 Approved Budget</u>	<u>Approved % Increase(Decrease) From FY 2022-23 Approved Budget</u>
BEGINNING FUND BALANCE	\$ -	\$ (1,332,821)	\$ 17,690,370	\$ 17,690,370	\$ 17,690,370	\$ 0		
Line No.								
REVENUE:								
1 Investment Income	\$ -	\$ -	\$ -	\$ 1,179,922	\$ 1,179,922	\$ -	\$ -	0.00%
2 Bond Proceeds	-	35,570,000	9,000,000	-	-	9,000,000	-	0.00%
3 Bond Premium	-	2,807,433	-	-	-	-	-	0.00%
Hays County Reimbursement	-	-	-	-	-	8,912,111	8,912,111	0.00%
4 Transfer In - 2022 General Fund	-	-	677,002	677,002	677,002	-	(677,002)	-100.00%
5 Transfer In - 2022 GO Bond Fund	-	-	-	-	-	-	-	0.00%
TOTAL REVENUE:	\$ -	\$ 38,377,433	\$ 9,677,002	\$ 1,856,924	\$ 1,856,924	\$ 17,912,111	\$ 8,235,109	85.10%
EXPENDITURES:								
Cost of Issuance								
6 Bank Charges/Paying Agent Fees	\$ -	\$ 186,878	\$ -	\$ -	\$ -	\$ -	\$ -	0.00%
Underwriter's Discount	-	58,782	-	-	-	-	-	0.00%
Total Cost of Issuance	\$ -	\$ 245,660	\$ -	\$ -	\$ -	\$ -	\$ -	0.00%
Public Safety Center Building								
7 Travel - City Business	\$ 7,010	\$ -	\$ -	\$ -	\$ -	\$ -	\$ -	0.00%
8 Other Contract Services	-	-	-	17,013	17,013	-	-	0.00%
9 Furniture, Fixtures, & Equipment	-	13,090	1,088,610	2,093,667	2,093,667	-	(1,088,610)	-100.00%
10 Computer Hardware & Equipment	-	513,050	596,629	908,509	908,509	-	(596,629)	-100.00%
11 Advertising	-	2,019	-	-	-	-	-	0.00%
12 Public Notices	2,875	105	-	-	-	-	-	0.00%
13 Capital Improvement - Construction	4,777	17,933,191	15,292,948	12,950,553	12,950,553	-	(15,292,948)	-100.00%
14 Legal Services - Capital Outlay	11,016	-	-	210	210	-	-	0.00%
15 Engineering Services - Capital Outlay	15,500	59,590	-	30,000	30,000	-	-	0.00%
16 Owner's Rep Services - Capital Outlay	274,092	387,504	48,828	258,336	258,336	-	(48,828)	-100.00%
17 Architectural Services - Capital Outlay	1,003,205	198,149	224,815	374,815	374,815	-	(224,815)	-100.00%
Total Public Safety Center Building	\$ 1,318,476	\$ 19,106,697	\$ 17,251,830	\$ 16,633,103	\$ 16,633,103	\$ -	\$ (17,251,830)	-100.00%
Regional Sports Plex and Festival Grounds								
18 Legal Services - Capital Outlay	\$ 493	\$ 578	\$ -	\$ -	\$ -	\$ -	\$ -	0.00%
19 Capital Improvement - Construction	13,853	310	3,506,838	-	-	13,984,768	10,477,931	298.79%
20 Architectural Services - Capital Outlay	-	-	-	-	-	-	-	0.00%
Total Regional Sports Plex and Festival Grounds	\$ 14,345	\$ 888	\$ 3,506,838	\$ -	\$ -	\$ 13,984,768	\$ 10,477,931	298.79%
Plum Creek Recreational Trail East of I-35								
21 Legal Services - Capital Outlay	\$ -	\$ 998	\$ -	\$ -	\$ -	\$ -	\$ -	0.00%
22 Capital Improvement - Construction	-	-	1,000,000	-	784,050	3,839,454	2,839,454	283.95%
23 Engineering Services - Capital Outlay	-	-	-	159,549	159,549	-	-	0.00%
24 Architectural Services - Capital Outlay	-	-	-	-	-	-	-	0.00%
Total Plum Creek Recreational Trail East of I-35	\$ -	\$ 998	\$ 1,000,000	\$ 159,549	\$ 943,599	\$ 3,839,454	\$ 2,839,454	337.85%

	<u>Actual 2020-21</u>	<u>Actual 2021-22</u>	<u>Approved Budget 2022-23</u>	<u>Year to Date w/Encumbrance 6/30/2023</u>	<u>Current Year Estimate 2022-23</u>	<u>Council Approved Budget 2023-24</u>	<u>Approved \$ Increase(Decrease) From FY 2022-23 Approved Budget</u>	<u>Approved % Increase(Decrease) From FY 2022-23 Approved Budget</u>
Gregg-Clarke Park Incl Skate Park & Amenities								
25 Legal Services - Capital Outlay	\$ -	\$ -	\$ -	\$ -	\$ -	\$ -	\$ -	0.00%
26 Capital Improvement - Construction	-	-	1,000,000	1,345,592	1,345,592	-	(1,000,000)	289.36%
27 Architectural Services - Capital Outlay	-	-	-	-	-	-	-	0.00%
Total Gregg-Clarke Park Incl Skate Park & Amenities	\$ -	\$ -	\$ 1,000,000	\$ 1,345,592	\$ 1,345,592	\$ -	\$ (1,000,000)	289.36%
Gregg-Clarke Park - Splash Pad								
28 Capital Improvement - Construction	\$ -	\$ -	\$ -	\$ 625,000	\$ 625,000	\$ -	\$ -	0.00%
Total Gregg-Clarke Park - Splash Pad	\$ -	\$ -	\$ -	\$ 625,000	\$ 625,000	\$ -	\$ -	0.00%
TOTAL EXPENDITURES:	\$ 1,332,821	\$ 19,354,242	\$ 22,758,667	\$ 18,763,244	\$ 19,547,294	\$ 17,824,222	\$ (4,934,445)	-21.68%
TOTAL REVENUE & TRANSFERS-IN IN EXCESS (DEFICIT) OVER EXPENDITURES	\$ (1,332,821)	\$ 19,023,191	\$ (13,081,665)	\$ (16,906,320)	\$ (17,690,370)	\$ 87,889	\$ 13,169,554	
ESTIMATED ENDING FUND BALANCE	\$ (1,332,821)	\$ 17,690,370	\$ 4,608,705	\$ 784,050	\$ 0	\$ 87,889		

**City of Kyle, Texas
Fund Summary Budget Status Report
2022 GO ROAD BOND FUND (1952)**

	<u>Actual 2020-21</u>	<u>Actual 2021-22</u>	<u>Approved Budget 2022-23</u>	<u>Year to Date w/Encumbrance 6/30/2023</u>	<u>Current Year Estimate 2022-23</u>	<u>Council Approved Budget 2023-24</u>	<u>Approved \$ Increase(Decrease) From FY 2022-23 Approved Budget</u>	<u>Approved % Increase(Decrease) From FY 2022-23 Approved Budget</u>
BEGINNING FUND BALANCE	\$ -	\$ 3,500,000	\$ 3,493,461	\$ 3,493,461	\$ 3,493,461	\$ 38,262,003		
Line No.								
REVENUE:								
1 Investment Income	\$ -	\$ -	\$ -	\$ 2,470,826	\$ 2,470,826	\$ -	\$ -	0.00%
2 Bond Proceeds	-	-	70,000,000	41,575,000	41,575,000	25,000,000	\$ (45,000,000)	-64.29%
3 Bond Premium	-	-	-	5,960,458	5,960,458	-	-	0.00%
4 Bond - Accrued Interest	-	-	-	80,840	80,840	-	-	
5 Transfer In - General Fund	3,500,000	350,000	-	-	-	-	-	0.00%
6 Transfer In - I & S Fund	-	1,500,000	-	-	-	-	-	0.00%
TOTAL REVENUE:	<u>\$ 3,500,000</u>	<u>\$ 1,850,000</u>	<u>\$ 70,000,000</u>	<u>\$ 50,087,124</u>	<u>\$ 50,087,124</u>	<u>\$ 25,000,000</u>	<u>\$ (45,000,000)</u>	<u>-64.29%</u>
EXPENDITURES:								
Non-Departmental								
7 Services - Consulting/Marketing	\$ -	\$ -	\$ -	\$ -	\$ -	\$ -	\$ -	0.00%
8 Transfer Out - 2020 GO Bond Fund	-	-	677,002	677,002	677,002	-	(677,002)	-100.00%
Non-Departmental	<u>\$ -</u>	<u>\$ -</u>	<u>\$ 677,002</u>	<u>\$ 677,002</u>	<u>\$ 677,002</u>	<u>\$ -</u>	<u>\$ (677,002)</u>	<u>-100.00%</u>
Cost of Issuance								
9 Legal Services	\$ -	\$ -	\$ -	\$ -	\$ -	\$ -	\$ -	0.00%
10 Bank Charges/Paying Agent Fees	-	-	-	296,872	296,872	-	-	0.00%
11 Financial Consulting Services	-	-	-	-	-	-	-	0.00%
12 Underwriter's Discount	-	-	-	229,609	229,609	-	-	0.00%
Cost of Issuance	<u>\$ -</u>	<u>\$ -</u>	<u>\$ -</u>	<u>\$ 526,481</u>	<u>\$ 526,481</u>	<u>\$ -</u>	<u>\$ -</u>	<u>0.00%</u>
Road Bond Engineering Mgt Svcs								
13 Public Notices	\$ -	\$ 1,130	\$ -	\$ (1,130)	\$ (1,130)	\$ -	\$ -	0.00%
14 Services - Public Education	-	47,450	-	17,550	17,550	-	-	0.00%
15 Legal Services - Capital Outlay	-	6,615	-	910	910	-	-	0.00%
16 Engineering Services - Capital Outlay	-	-	70,000,000	-	-	1,702,500	(68,297,500)	-97.57%
17 Project Management - Capital Outlay	-	325,743	1,141,041	2,411,171	2,411,171	-	(1,141,041)	-100.00%
18 Public Notices - Capital Outlay	-	-	-	185	185	-	-	0.00%
Total Road Bond Engineering Mgt Svcs	<u>\$ -</u>	<u>\$ 380,937.63</u>	<u>\$ 71,141,041</u>	<u>\$ 2,428,687</u>	<u>\$ 2,428,687</u>	<u>\$ 1,702,500</u>	<u>\$ (69,438,541)</u>	<u>-97.61%</u>
Center Street (FM 2770 to Veterans Dr.)								
19 Public Notices	\$ -	\$ -	\$ -	\$ -	\$ -	\$ -	\$ -	0.00%
20 Capital Improvement - Construction	-	-	-	-	-	-	-	0.00%
21 Easement & ROW Acquisition	-	-	-	-	-	-	-	0.00%
22 Legal Services - Capital Outlay	-	-	-	-	-	-	-	0.00%
23 Engineering Services - Capital Outlay	-	121,848	27,435	1,970	1,970	-	(27,435)	-100.00%
24 Surveying Services - Capital Outlay	-	-	-	-	-	-	-	0.00%
Total Center Street/Stagecoach Road (FM 2770 to Veterans Dr.)	<u>\$ -</u>	<u>\$ 121,848</u>	<u>\$ 27,435</u>	<u>\$ 1,970</u>	<u>\$ 1,970</u>	<u>\$ -</u>	<u>\$ (27,435)</u>	<u>-100.00%</u>

	Actual 2020-21	Actual 2021-22	Approved Budget 2022-23	Year to Date w/Encumbrance 6/30/2023	Current Year Estimate 2022-23	Council Approved Budget 2023-24	Approved \$ Increase(Decrease) From FY 2022-23 Approved Budget	Approved % Increase(Decrease) From FY 2022-23 Approved Budget
Windy Hill Road (Purple Martin Ave to IH 35 Frontage Rd.)								
25	Public Notices	\$ -	\$ -	\$ -	\$ -	\$ -	\$ -	0.00%
26	Capital Improvement - Construction							0.00%
27	Easement & ROW Acquisition							0.00%
28	Legal Services - Capital Outlay							0.00%
29	Engineering Services - Capital Outlay		127,436	631,348	631,348	2,241,216	2,241,216	0.00%
30	Surveying Services - Capital Outlay							0.00%
	Total Windy Hill Road (Purple Martin Ave to IH 35 Frontage Rd.)	\$ -	\$ 127,436	\$ 631,348	\$ 631,348	\$ 2,241,216	\$ 2,241,216	0.00%
Beebe Road (Frontage Rd to Goforth Rd/CR157)								
31	Public Notices	\$ -	\$ -	\$ -	\$ -	\$ -	\$ -	0.00%
32	Capital Improvement - Construction							0.00%
33	Easement & ROW Acquisition							0.00%
34	Legal Services - Capital Outlay							0.00%
35	Engineering Services - Capital Outlay		190,781	1,224,417	1,224,417	11,884,802	11,884,802	0.00%
36	Surveying Services - Capital Outlay							0.00%
	Total Beebe Road (Frontage Rd to Goforth Rd/CR157)	\$ -	\$ 190,781	\$ 1,224,417	\$ 1,224,417	\$ 11,884,802	\$ 11,884,802	0.00%
Marketplace Ave. (FM 1626 to Marketplace-Existing)								
37	Public Notices	\$ -	\$ -	\$ -	\$ -	\$ -	\$ -	0.00%
38	Capital Improvement - Construction							0.00%
39	Easement & ROW Acquisition							0.00%
40	Legal Services - Capital Outlay							0.00%
41	Engineering Services - Capital Outlay		106,975	781,960	781,960	2,111,075	2,111,075	0.00%
42	Surveying Services - Capital Outlay							0.00%
	Total Marketplace Ave. (FM 1626 to Marketplace-Existing)	\$ -	\$ 106,975	\$ 781,960	\$ 781,960	\$ 2,111,075	\$ 2,111,075	0.00%
Streetscape Improvements								
43	Engineering Services - Capital Outlay	\$ -	\$ -	\$ -	\$ -	\$ -	\$ -	0.00%
	Total Streetscape Improvements	\$ -	\$ -	\$ -	\$ -	\$ -	\$ -	0.00%
Kyle Parkway / Lehman Ext (Dacy Ln to Bunton Creek Rd)								
44	Public Notices	\$ -	\$ -	\$ -	\$ -	\$ -	\$ -	0.00%
45	Capital Improvement - Construction							0.00%
46	Easement & ROW Acquisition							0.00%
47	Legal Services - Capital Outlay							0.00%
48	Engineering Services - Capital Outlay		209,895	2,794,680	2,794,680	5,495,426	5,495,426	0.00%
49	Surveying Services - Capital Outlay							0.00%
	Total Kyle Parkway / Lehman Ext (Dacy Ln to Bunton Creek Rd)	\$ -	\$ 209,895	\$ 2,794,680	\$ 2,794,680	\$ 5,495,426	\$ 5,495,426	0.00%
FM 150 West Extension (CAMPO)								
45	Engineering Services - Capital Outlay	\$ -	\$ 259,548	\$ 99,102	\$ 99,102	\$ -	\$ (99,102)	-100.00%
	Total FM 150 West Extension (CAMPO)	\$ -	\$ 259,548	\$ 99,102	\$ 99,102	\$ -	\$ (99,102)	-100.00%
Goforth Road								
46	Engineering Services - Capital Outlay	\$ -	\$ 152,221	\$ 32,030	\$ 32,030	\$ -	\$ (32,030)	-100.00%
	Total Goforth Road	\$ -	\$ 152,221	\$ 32,030	\$ 32,030	\$ -	\$ (32,030)	-100.00%

	Actual 2020-21	Actual 2021-22	Approved Budget 2022-23	Year to Date w/Encumbrance 6/30/2023	Current Year Estimate 2022-23	Council Approved Budget 2023-24	Approved \$ Increase(Decrease) From FY 2022-23 Approved Budget	Approved % Increase(Decrease) From FY 2022-23 Approved Budget
Bunton Creek Road (Lehman Rd to Porter Cove)								
47	\$ -	\$ -	\$ -	\$ -	\$ -	\$ -	\$ -	0.00%
48	-	-	-	-	-	-	-	0.00%
49	-	-	-	-	-	-	-	0.00%
50	-	-	-	-	-	-	-	0.00%
51	-	169,861	533	948,343	948,343	4,581,796	4,581,263	859524.02%
52	-	-	-	-	-	-	-	0.00%
Total Bunton Creek Road (Lehman Rd to Porter Cove)	\$ -	\$ 169,861	\$ 533	\$ 948,343	\$ 948,343	\$ 4,581,796	\$ 4,581,263	859524.02%
Kohler's Overpass to Seton (Seton Parkway to Kohler's Crossing)								
53	\$ -	\$ -	\$ -	\$ -	\$ -	\$ -	\$ -	0.00%
54	-	-	-	-	-	-	-	0.00%
55	-	-	-	-	-	-	-	0.00%
56	-	-	-	-	-	-	-	0.00%
57	-	137,036	-	3,259,495	3,259,495	9,803,469	9,803,469	0.00%
58	-	-	-	-	-	-	-	0.00%
Total Kohler's Overpass to Seton (Seton Parkway to Kohler's Crossing)	\$ -	\$ 137,036	\$ -	\$ 3,259,495	\$ 3,259,495	\$ 9,803,469	\$ 9,803,469	0.00%
Center Street-On System (Veterans Dr to Main St)								
59	\$ -	\$ -	\$ -	\$ -	\$ -	\$ -	\$ -	0.00%
60	-	-	-	-	-	-	-	0.00%
61	-	-	-	-	-	-	-	0.00%
62	-	-	-	-	-	-	-	0.00%
63	-	-	-	490,512	490,512	1,534,488	1,534,488	0.00%
64	-	-	-	-	-	-	-	0.00%
Total Center Street-On System (Veterans Dr to Main St)	\$ -	\$ -	\$ -	\$ 490,512	\$ 490,512	\$ 1,534,488	\$ 1,534,488	0.00%
General Road Bond Services								
65	\$ -	\$ -	\$ -	\$ 331,600	\$ 331,600	\$ -	\$ -	0.00%
Total General Road Bond Services	\$ -	\$ -	\$ -	\$ 331,600	\$ 331,600	\$ -	\$ -	0.00%
Old Stagecoach Road								
66	\$ -	\$ -	\$ -	\$ -	\$ -	\$ -	\$ -	0.00%
67	-	-	-	-	-	-	-	0.00%
68	-	-	-	-	-	-	-	0.00%
69	-	-	-	-	-	-	-	0.00%
70	-	-	-	1,090,957	1,090,957	7,209,043	7,209,043	0.00%
71	-	-	-	-	-	-	-	0.00%
Total Center Street-On System (Veterans Dr to Main St)	\$ -	\$ -	\$ -	\$ 1,090,957	\$ 1,090,957	\$ 7,209,043	\$ 7,209,043	0.00%
TOTAL EXPENDITURES:	\$ -	\$ 1,856,539	\$ 71,977,142	\$ 15,318,583	\$ 15,318,583	\$ 46,563,815	\$ (25,413,327)	-35.31%
TOTAL REVENUE & TRANSFERS-IN IN EXCESS (DEFICIT) OVER EXPENDITURES	\$ 3,500,000	\$ (6,539)	\$ (1,977,142)	\$ 34,768,542	\$ 34,768,542	\$ (21,563,815)	\$ (19,586,673)	
ESTIMATED ENDING FUND BALANCE	\$ 3,500,000	\$ 3,493,461	\$ 1,516,319	\$ 38,262,003	\$ 38,262,003	\$ 16,698,188		

**City of Kyle, Texas
Fund Summary Budget Status Report
2023 FUTURE CO BOND (WWTP) FUND (1953)**

	<u>Actual 2020-21</u>	<u>Actual 2021-22</u>	<u>Approved Budget 2022-23</u>	<u>Year to Date w/Encumbrance 6/30/2023</u>	<u>Current Year Estimate 2022-23</u>	<u>Council Approved Budget 2023-24</u>	<u>Approved \$ Increase(Decrease) From FY 2022-23 Approved Budget</u>	<u>Approved % Increase(Decrease) From FY 2022-23 Approved Budget</u>
BEGINNING FUND BALANCE	\$ -	\$ -	\$ -	\$ -	\$ -	\$ -		
Line No.								
REVENUE:								
1 Developer Contributions	\$ -	\$ -	\$ -	\$ -	\$ -	\$ -	\$ -	0.00%
2 Investment Income	-	-	-	-	-	-	-	0.00%
3 Bond Proceeds	-	-	-	-	-	-	-	0.00%
4 Bond Premium	-	-	-	-	-	-	-	0.00%
5 Transfer In - General Fund	-	-	-	-	-	-	-	0.00%
TOTAL REVENUE:	<u>\$ -</u>	<u>\$ -</u>	<u>\$ -</u>	<u>\$ -</u>	<u>\$ -</u>	<u>\$ -</u>	<u>\$ -</u>	<u>0.00%</u>
EXPENDITURES:								
Cost of Issuance								
6 Legal Services	\$ -	\$ -	\$ -	\$ -	\$ -	\$ -	\$ -	0.00%
7 Bank Charges/Paying Agent Fees	-	-	-	-	-	-	-	0.00%
8 Financial Consulting Services	-	-	-	-	-	-	-	0.00%
9 Underwriter's Discount	-	-	-	-	-	-	-	0.00%
Total Cost of Issuance	<u>\$ -</u>	<u>\$ -</u>	<u>\$ -</u>	<u>\$ -</u>	<u>\$ -</u>	<u>\$ -</u>	<u>\$ -</u>	<u>0.00%</u>
WWTP Expansion PH II, 9 MGD								
10 Ribbon Cutting/Groundbreaking Events Supplies	\$ -	\$ -	\$ -	\$ -	\$ -	\$ -	\$ -	0.00%
11 Capital Improvement - Construction	-	-	-	-	-	-	-	0.00%
12 Easement & ROW Acquisition	-	-	-	-	-	-	-	0.00%
13 Legal Services - Capital Outlay	-	-	-	-	-	-	-	0.00%
14 Engineering Services - Capital Outlay	-	-	-	-	-	2,500,000	2,500,000	0.00%
15 Construction Management - Capital Outlay	-	-	-	-	-	-	-	0.00%
16 Public Notices - Capital Outlay	-	-	-	-	-	-	-	0.00%
Total WWTP Expansion	<u>\$ -</u>	<u>\$ -</u>	<u>\$ -</u>	<u>\$ -</u>	<u>\$ -</u>	<u>\$ 2,500,000</u>	<u>\$ 2,500,000</u>	<u>0.00%</u>
TOTAL EXPENDITURES:	<u>\$ -</u>	<u>\$ -</u>	<u>\$ -</u>	<u>\$ -</u>	<u>\$ -</u>	<u>\$ 2,500,000</u>	<u>\$ 2,500,000</u>	<u>0.00%</u>
TOTAL REVENUE & TRANSFERS-IN IN EXCESS (DEFICIT) OVER EXPENDITURES	<u>\$ -</u>	<u>\$ -</u>	<u>\$ -</u>	<u>\$ -</u>	<u>\$ -</u>	<u>\$ (2,500,000)</u>	<u>\$ (2,500,000)</u>	
ESTIMATED ENDING FUND BALANCE	<u>\$ -</u>	<u>\$ -</u>	<u>\$ -</u>	<u>\$ -</u>	<u>\$ -</u>	<u>\$ (2,500,000)</u>		

**City of Kyle, Texas
Fund Summary Budget Status Report
WATER CIP FUND (3310)**

	<u>Actual 2020-21</u>	<u>Actual 2021-22</u>	<u>Approved Budget 2022-23</u>	<u>Year to Date w/Encumbrance 6/30/2023</u>	<u>Current Year Estimate 2022-23</u>	<u>Council Approved Budget 2023-24</u>	<u>Approved \$ Increase(Decrease) From FY 2022-23 Approved Budget</u>	<u>Approved % Increase(Decrease) From FY 2022-23 Approved Budget</u>
BEGINNING FUND BALANCE	\$ 2,805,155	\$ 5,731,076	\$ 6,196,340	\$ 6,196,340	\$ 6,196,340	\$ 6,075,321		
Line No.								
REVENUE:								
1 Investment Income	\$ -	\$ -	\$ -	\$ -	\$ -	\$ -	\$ -	0.00%
2 Claims and Reimbursements	-	-	-	-	-	-	-	0.00%
3 Pre-funded in Prior Years	-	-	-	-	-	-	-	0.00%
4 Transfer In - Water Operating	3,000,000	550,000	500,000	500,000	500,000	500,000	-	0.00%
TOTAL REVENUE:	<u>\$ 3,000,000</u>	<u>\$ 550,000</u>	<u>\$ 500,000</u>	<u>\$ 500,000</u>	<u>\$ 500,000</u>	<u>\$ 500,000</u>	<u>\$ -</u>	<u>0.00%</u>
EXPENDITURES:								
Risk & Resilience Assessment-AWIA 2018								
5 Engineering Services - Capital Outlay	\$ 49,000	\$ 3,675	\$ -	\$ -	\$ -	\$ -	\$ -	0.00%
Total Risk & Resilience Assessment-AWIA 2018	<u>\$ 49,000</u>	<u>\$ 3,675</u>	<u>\$ -</u>	<u>\$ -</u>	<u>\$ -</u>	<u>\$ -</u>	<u>\$ -</u>	<u>0.00%</u>
Water Line Improvements								
6 Water Line Upgrades/Replacement	\$ 25,079	\$ 61,017	\$ 621,019	\$ 202,934	\$ 574,103	\$ 500,000	\$ (121,019)	-19.49%
7 Water Lines-Old Town Kyle	-	-	-	-	-	-	-	0.00%
8 Engineering Services - Capital Outlay	-	20,044	21,136	46,916	46,916	-	(21,136)	-100.00%
Total Old Town Kyle Wtr Imp.	<u>\$ 25,079</u>	<u>\$ 81,060</u>	<u>\$ 642,155</u>	<u>\$ 249,850</u>	<u>\$ 621,019</u>	<u>\$ 500,000</u>	<u>\$ (142,155)</u>	<u>-22.14%</u>
Stagecoach, Scott & Opal St WL								
Waterline Construction	\$ -	\$ -	\$ -	\$ -	\$ -	\$ -	\$ -	0.00%
Total Stagecoach, Scott & Opal St WL	<u>\$ -</u>	<u>\$ -</u>	<u>\$ -</u>	<u>\$ -</u>	<u>\$ -</u>	<u>\$ -</u>	<u>\$ -</u>	<u>0.00%</u>
Inter-Connect including SCADA								
Quick Connect for Power Ports	\$ -	\$ -	\$ -	\$ -	\$ -	\$ -	\$ -	0.00%
Total Inter-Connect including SCADA	<u>\$ -</u>	<u>\$ -</u>	<u>\$ -</u>	<u>\$ -</u>	<u>\$ -</u>	<u>\$ -</u>	<u>\$ -</u>	<u>0.00%</u>
Crosswinds Plant Pump Improvements								
Crosswinds Plant Pump Improvements	\$ -	\$ -	\$ -	\$ -	\$ -	\$ -	\$ -	0.00%
Total Crosswinds Plant Pump Improvements	<u>\$ -</u>	<u>\$ -</u>	<u>\$ -</u>	<u>\$ -</u>	<u>\$ -</u>	<u>\$ -</u>	<u>\$ -</u>	<u>0.00%</u>
Automated Metering Infrastructure								
9 Automated Metering Infrastructure	\$ -	\$ -	\$ 2,900,000	\$ -	\$ -	\$ -	\$ (2,900,000)	-100.00%
Total Automated Metering Infrastructure	<u>\$ -</u>	<u>\$ -</u>	<u>\$ 2,900,000</u>	<u>\$ -</u>	<u>\$ -</u>	<u>\$ -</u>	<u>\$ (2,900,000)</u>	<u>-100.00%</u>
TOTAL EXPENDITURES:	<u>\$ 74,079</u>	<u>\$ 84,735</u>	<u>\$ 3,542,155</u>	<u>\$ 249,850</u>	<u>\$ 621,019</u>	<u>\$ 500,000</u>	<u>\$ (3,042,155)</u>	<u>-85.88%</u>
TOTAL REVENUE & TRANSFERS-IN IN EXCESS (DEFICIT) OVER EXPENDITURES	<u>\$ 2,925,921</u>	<u>\$ 465,265</u>	<u>\$ (3,042,155)</u>	<u>\$ 250,150</u>	<u>\$ (121,019)</u>	<u>\$ -</u>	<u>\$ 3,042,155</u>	
ESTIMATED ENDING FUND BALANCE	<u>\$ 5,731,076</u>	<u>\$ 6,196,340</u>	<u>\$ 3,154,185</u>	<u>\$ 6,446,490</u>	<u>\$ 6,075,321</u>	<u>\$ 6,075,321</u>		

**City of Kyle, Texas
Fund Summary Budget Status Report
WATER CIP IMPACT FEE FUND (3320)**

	<u>Actual 2020-21</u>	<u>Actual 2021-22</u>	<u>Approved Budget 2022-23</u>	<u>Year to Date w/Encumbrance 6/30/2023</u>	<u>Current Year Estimate 2022-23</u>	<u>Council Approved Budget 2023-24</u>	<u>Approved \$ Increase(Decrease) From FY 2022-23 Approved Budget</u>	<u>Approved % Increase(Decrease) From FY 2022-23 Approved Budget</u>
BEGINNING FUND BALANCE	\$ 9,045,347	\$ 12,108,752	\$ 22,259,188	\$ 22,259,188	\$ 22,259,188	\$ 23,725,605		
Line No.								
REVENUE:								
1 Water Impact Fees	\$ 4,885,588	\$ 4,309,941	\$ 3,000,000	\$ 2,398,630	\$ 3,198,173	\$ 3,000,000	\$ -	0.00%
2 Developer Contributions	-	2,000,000	-	-	-	-	-	0.00%
3 PID Tribute Fee	-	-	-	1,560,000	1,560,000	-	-	0.00%
4 Investment Income	-	-	-	-	-	-	-	0.00%
5 Transfer In - Water Operating Fund	-	4,500,000	-	-	-	-	-	0.00%
TOTAL REVENUE:	\$ 4,885,588	\$ 10,809,941	\$ 3,000,000	\$ 3,958,630	\$ 4,758,173	\$ 3,000,000	\$ -	0.00%
EXPENDITURES:								
Water Tank Rehabilitation								
6 Advertising	\$ -	\$ -	\$ -	\$ -	\$ -	\$ -	\$ -	0.00%
7 Ground/Elevated Storage Tank - Rehab	441,888	265,745	5,800	5,800	5,800	500,000	494,200	8520.69%
Total Transfers & Other	\$ 441,888	\$ 265,745	\$ 5,800	\$ 5,800	\$ 5,800	\$ 500,000	\$ 494,200	8520.69%
FM 1626 Pump Station Imps								
8 Pump Station Improvements	\$ 103,115	\$ 314,506	\$ 2,680,462	\$ 2,680,462	\$ 2,680,462	\$ 7,400,000	\$ 4,719,538	176.07%
9 Legal Services - Capital Outlay	-	-	-	368	368	-	-	-
Total FM 1626 Pump Station Imps	\$ 103,115	\$ 314,506	\$ 2,680,462	\$ 2,680,830	\$ 2,680,830	\$ 7,400,000	\$ 4,719,538	176.07%
Water Tank (Anthem) - Plum Creek Development								
10 Ground/Elevated Storage Tank	\$ 501,077	\$ -	\$ 77,012	\$ 77,012	\$ 77,012	\$ -	\$ (77,012)	-100.00%
Total Water Tank (Anthem) - Plum Creek Developer	\$ 501,077	\$ -	\$ 77,012	\$ 77,012	\$ 77,012	\$ -	\$ (77,012)	-100.00%
CR158 (Waterstone) EST & GST Water Tanks								
11 Capital Improvements - Construction	\$ -	\$ -	\$ -	\$ -	\$ -	\$ 6,800,000	\$ 6,800,000	0.00%
12 Legal Services - Capital Outlay	-	-	683	683	683	-	-	-
13 Engineering Services - Capital Outlay	-	-	72,800	72,800	72,800	200,000	127,200	174.73%
Total CR158 (Waterstone) EST & GST Water Tanks	\$ -	\$ -	\$ 73,483	\$ 73,483	\$ 73,483	\$ 7,000,000	\$ 6,927,200	9427.01%
Waterline from Anthem								
14 Water Line Upgrades/Replacement	\$ 776,104	\$ 72,988	\$ 251,775	\$ 251,775	\$ 251,775	\$ 820,000	\$ 568,225	225.69%
15 Easement & ROW Acquisition	-	-	-	4,500	4,500	-	-	-
Total Waterline from Anthem	\$ 776,104	\$ 72,988	\$ 251,775	\$ 256,275	\$ 256,275	\$ 820,000	\$ 568,225	225.69%
Plum Creek Golf Course Reclaimed Water								
16 Capital Improvements - Construction	\$ -	\$ -	\$ -	\$ -	\$ -	\$ -	\$ -	0.00%
Total Plum Creek Golf Course Reclaimed Water	\$ -	\$ -	\$ -	\$ -	\$ -	\$ -	\$ -	0.00%
Water Facility Rehabilitation								
17 Water Facility Rehabilitation	\$ -	\$ -	\$ -	\$ -	\$ -	\$ -	\$ -	0.00%
Total Water Facility Rehabilitation	\$ -	\$ -	\$ -	\$ -	\$ -	\$ -	\$ -	0.00%
Drought Contingency Planning Model								
18 Drought Contingency Planning Model	\$ -	\$ -	\$ 50,000	\$ -	\$ 50,000	\$ -	\$ (50,000)	-100.00%
Total Drought Contingency Planning Model	\$ -	\$ -	\$ 50,000	\$ -	\$ 50,000	\$ -	\$ (50,000)	-100.00%

	Actual 2020-21	Actual 2021-22	Approved Budget 2022-23	Year to Date w/Encumbrance 6/30/2023	Current Year Estimate 2022-23	Council Approved Budget 2023-24	Approved \$ Increase(Decrease) From FY 2022-23 Approved Budget	Approved % Increase(Decrease) From FY 2022-23 Approved Budget
Water Impact Fee Study/Update								
19 Public Notices	\$ -	\$ -	\$ 116	\$ 116	\$ 116	\$ -	\$ (116)	-100.00%
20 Impact Fee Study	-	6,266	8,241	8,241	8,241	-	(8,241)	-100.00%
Total Water Impact Fee Study/Update	\$ -	\$ 6,266	\$ 8,357	\$ 8,357	\$ 8,357	\$ -	\$ (8,357)	-100.00%
Yarrington & Lehman Pump Stations								
21 Engineering Services - Capital Outlay	\$ -	\$ -	\$ 140,000	\$ 39,320	\$ 140,000	\$ -	\$ (140,000)	-100.00%
Total Water Impact Fee Study/Update	\$ -	\$ -	\$ 140,000	\$ 39,320	\$ 140,000	\$ -	\$ (140,000)	-100.00%
Crosswinds MUD EST & GST Water Tanks								
22 Engineering Services - Capital Outlay	\$ -	\$ -	\$ -	\$ -	\$ -	\$ 350,000	\$ 350,000	0.00%
Total Proposed CIP Projects	\$ -	\$ -	\$ -	\$ -	\$ -	\$ 350,000	\$ 350,000	0.00%
FM 110 Waterline (New 16" Waterline)								
23 Engineering Services - Capital Outlay	\$ -	\$ -	\$ -	\$ -	\$ -	\$ 1,800,000	\$ 1,800,000	0.00%
Total FM 110 Waterline	\$ -	\$ -	\$ -	\$ -	\$ -	\$ 1,800,000	\$ 1,800,000	0.00%
Well #3 Electrical & Chorine Building Upgrades								
24 Engineering Services - Capital Outlay	\$ -	\$ -	\$ -	\$ -	\$ -	\$ 500,000	\$ 500,000	0.00%
Total Well #3 Electrical & Chorine Building Upgrades	\$ -	\$ -	\$ -	\$ -	\$ -	\$ 500,000	\$ 500,000	0.00%
Generators for Water Pump Station Sites								
25 Engineering Services - Capital Outlay	\$ -	\$ -	\$ -	\$ -	\$ -	\$ 1,475,000	\$ 1,475,000	0.00%
Total Generators for Water Pump Station Sites	\$ -	\$ -	\$ -	\$ -	\$ -	\$ 1,475,000	\$ 1,475,000	0.00%
East Side Retail Infrastructure Plan - (For Design of Water Line - Wiegand Tract)								
26 Engineering Services - Capital Outlay	\$ -	\$ -	\$ -	\$ -	\$ -	\$ 1,000,000	\$ 1,000,000	0.00%
Total East Side Retail Infrastructure Plan - (For Design of Water Line - Wiegand Tract)	\$ -	\$ -	\$ -	\$ -	\$ -	\$ 1,000,000	\$ 1,000,000	0.00%
TOTAL EXPENDITURES:	\$ 1,822,183	\$ 659,505	\$ 3,286,888	\$ 3,141,076	\$ 3,291,756	\$ 20,845,000	\$ 17,558,794	534.21%
TOTAL REVENUE & TRANSFERS-IN IN EXCESS (DEFICIT) OVER EXPENDITURES	\$ 3,063,404	\$ 10,150,436	\$ (286,888)	\$ 817,554	\$ 1,466,418	\$ (17,845,000)	\$ (17,558,794)	
ESTIMATED ENDING FUND BALANCE	\$ 12,108,752	\$ 22,259,188	\$ 21,972,299	\$ 23,076,742	\$ 23,725,605	\$ 5,880,605		

**City of Kyle, Texas
Fund Summary Budget Status Report
WASTEWATER CIP FUND (3410)**

	<u>Actual 2020-21</u>	<u>Actual 2021-22</u>	<u>Approved Budget 2022-23</u>	<u>Year to Date w/Encumbrance 6/30/2023</u>	<u>Current Year Estimate 2022-23</u>	<u>Council Approved Budget 2023-24</u>	<u>Approved \$ Increase(Decrease) From FY 2022-23 Approved Budget</u>	<u>Approved % Increase(Decrease) From FY 2022-23 Approved Budget</u>
BEGINNING FUND BALANCE	\$ 5,730,020	\$ 8,280,038	\$ 2,832,243	\$ 2,832,243	\$ 2,832,243	\$ 2,703,959		
Line No.								
REVENUE:								
1 Investment Income	\$ -	\$ -	\$ -	\$ -	\$ -	\$ -	\$ -	0.00%
2 Refunds and Reimbursement	104,824	-	-	-	-	-	-	0.00%
3 Transfer In - General Fund	-	-	-	-	-	-	-	0.00%
4 Transfer In - Utility Operating	-	-	-	-	-	-	-	0.00%
5 Transfer - CIP OP & Bond Fund	-	-	-	-	-	-	-	0.00%
6 Transfer In - Wastewater Operating	2,500,000	475,269	500,000	500,000	500,000	500,000	-	0.00%
7 Transfer In - WWTP Operating	-	-	-	-	-	-	-	0.00%
TOTAL REVENUE:	<u>\$ 2,604,824</u>	<u>\$ 475,269</u>	<u>\$ 500,000</u>	<u>\$ 500,000</u>	<u>\$ 500,000</u>	<u>\$ 500,000</u>	<u>\$ -</u>	<u>0.00%</u>
EXPENDITURES:								
Transfers Out								
8 Transfer Out - 2020 CO Bond Fund	\$ -	\$ -	\$ -	\$ -	\$ -	-	-	0.00%
9 Transfer Out - WW Impact	-	5,000,000	-	-	-	-	-	0.00%
Total Transfers Out	<u>\$ -</u>	<u>\$ 5,000,000</u>	<u>\$ -</u>	<u>\$ -</u>	<u>\$ -</u>	<u>\$ -</u>	<u>\$ -</u>	<u>0.00%</u>
Lift Stations								
10 Electrical Maintenance/Repairs	\$ -	\$ -	-	\$ -	\$ -	-	-	
11 Quick Connect for Power Ports	-	-	\$ -	-	-	\$ -	\$ -	0.00%
12 Retrofit Lift Stations-SCADA	-	-	-	-	-	-	-	0.00%
Total Lift Stations	<u>\$ -</u>	<u>\$ -</u>	<u>\$ -</u>	<u>\$ -</u>	<u>\$ -</u>	<u>\$ -</u>	<u>\$ -</u>	<u>0.00%</u>
Wastewater Line Improvements								
13 Advertising	\$ -	\$ -	\$ -	\$ -	\$ -	\$ -	\$ -	0.00%
14 WW Line Upgrades/Replacement	54,806	920,028	613,511	628,284	628,284	500,000	(113,511)	-18.50%
15 Wastewater Mains or Lines	-	-	-	-	-	-	-	0.00%
16 WW Lines - Edwards St	-	3,036	-	-	-	-	-	0.00%
Total Wastewater Line Improvements	<u>\$ 54,806</u>	<u>\$ 923,064</u>	<u>\$ 613,511</u>	<u>\$ 628,284</u>	<u>\$ 628,284</u>	<u>\$ 500,000</u>	<u>\$ (113,511)</u>	<u>-18.50%</u>
WW Treatment Plant								
17 Capital Improvements - Construction	\$ -	\$ -	\$ -	\$ -	\$ -	\$ -	\$ -	0.00%
18 Easement & ROW Acquisition	-	-	-	-	-	100,000	100,000	0.00%
19 Engineering Services - Capital Outlay	-	-	-	-	-	-	-	0.00%
20 Other Proposed CIP	-	-	-	-	-	63,000	63,000	0.00%
Total WW Treatment Plant	<u>\$ -</u>	<u>\$ -</u>	<u>\$ -</u>	<u>\$ -</u>	<u>\$ -</u>	<u>\$ 163,000</u>	<u>\$ 163,000</u>	<u>0.00%</u>
TOTAL EXPENDITURES:	<u>\$ 54,806</u>	<u>\$ 5,923,064</u>	<u>\$ 613,511</u>	<u>\$ 628,284</u>	<u>\$ 628,284</u>	<u>\$ 663,000</u>	<u>\$ 49,489</u>	<u>8.07%</u>
TOTAL REVENUE & TRANSFERS-IN IN EXCESS (DEFICIT) OVER EXPENDITURES	<u>\$ 2,550,018</u>	<u>\$ (5,447,795)</u>	<u>\$ (113,511)</u>	<u>\$ (128,284)</u>	<u>\$ (128,284)</u>	<u>\$ (163,000)</u>	<u>\$ (49,489)</u>	
ESTIMATED ENDING FUND BALANCE	<u>\$ 8,280,038</u>	<u>\$ 2,832,243</u>	<u>\$ 2,718,732</u>	<u>\$ 2,703,959</u>	<u>\$ 2,703,959</u>	<u>\$ 2,540,959</u>		

City of Kyle, Texas
Fund Summary Budget Status Report
WASTEWATER CIP IMPACT FEE FUND (3420)

	<u>Actual</u> <u>2020-21</u>	<u>Actual</u> <u>2021-22</u>	<u>Approved</u> <u>Budget</u> <u>2022-23</u>	<u>Year to Date</u> <u>w/Encumbrance</u> <u>6/30/2023</u>	<u>Current Year</u> <u>Estimate</u> <u>2022-23</u>	<u>Council</u> <u>Approved</u> <u>Budget</u> <u>2023-24</u>	<u>Approved \$</u> <u>Increase(Decrease)</u> <u>From FY 2022-23</u> <u>Approved Budget</u>	<u>Approved %</u> <u>Increase(Decrease)</u> <u>From FY 2022-23</u> <u>Approved Budget</u>
BEGINNING FUND BALANCE	\$ 15,201,704	\$ 21,835,531	\$ 27,784,695	\$ 27,784,695	\$ 27,784,695	\$ 20,268,890		
Line No.								
REVENUE:								
1 Wastewater Impact Fees	\$ 5,658,452	\$ 4,666,606	\$ 3,500,000	\$ 1,607,920	\$ 3,500,000	\$ 4,500,000	\$ 1,000,000	28.57%
2 Developer Contributions	1,500,000	-	-	-	-	-	-	0.00%
3 Investment Income	-	-	-	-	-	-	-	0.00%
4 Transfer In - I & S Fund	-	-	-	-	-	-	-	0.00%
5 Transfer In - Water Operating	3,839,000	-	-	-	-	-	-	0.00%
6 Transfer In - Wastewater Operating	-	1,500,000	-	-	-	-	-	0.00%
7 Transfer In - Texas Capital Infrastructure Grant	479,698	-	-	-	-	-	-	0.00%
8 Transfer In - Wastewater CIP	-	5,000,000	-	-	-	-	-	0.00%
TOTAL REVENUE:	<u>\$ 11,477,150</u>	<u>\$ 11,166,606</u>	<u>\$ 3,500,000</u>	<u>\$ 1,607,920</u>	<u>\$ 3,500,000</u>	<u>\$ 4,500,000</u>	<u>\$ 1,000,000</u>	<u>28.57%</u>
EXPENDITURES:								
Security Expenses								
9 Transfer Out - Fixed Assets	\$ 13,614	\$ -	\$ -	\$ -	\$ -	\$ -	\$ -	0.00%
Total Security Expenses	<u>\$ 13,614</u>	<u>\$ -</u>	<u>\$ -</u>	<u>\$ -</u>	<u>\$ -</u>	<u>\$ -</u>	<u>\$ -</u>	<u>0.00%</u>
Planning/Asset Valuation-Water								
10 Other Contract Services	\$ -	\$ -	\$ -	\$ -	\$ -	\$ -	\$ -	0.00%
Total Water Master Plan GIS	<u>\$ -</u>	<u>\$ -</u>	<u>\$ -</u>	<u>\$ -</u>	<u>\$ -</u>	<u>\$ -</u>	<u>\$ -</u>	<u>0.00%</u>
Lift Stations								
11 Lift Stations-Indian Paintbrush	\$ 5,352	\$ 381,156	\$ 2,548,543	\$ 2,544,057	\$ 2,544,057	\$ -	\$ (2,548,543)	-100.00%
Total Lift Stations	<u>\$ 5,352</u>	<u>\$ 381,156</u>	<u>\$ 2,548,543</u>	<u>\$ 2,544,057</u>	<u>\$ 2,544,057</u>	<u>\$ -</u>	<u>\$ (2,548,543)</u>	<u>-100.00%</u>
WWTP Interceptor Improvement Ph 1								
12 Capital Improvements - Construction	\$ -	\$ -	\$ -	\$ -	\$ -	\$ -	\$ -	0.00%
13 Engineering Services - Capital Outlay	-	47,871	200,000	195,814	200,000	6,900,000	6,700,000	3350.00%
Total Expansion - WWTP Interceptor Imprv Ph 1	<u>\$ -</u>	<u>\$ 47,871</u>	<u>\$ 200,000</u>	<u>\$ 195,814</u>	<u>\$ 200,000</u>	<u>\$ 6,900,000</u>	<u>\$ 6,700,000</u>	<u>3350.00%</u>
WWTP Interceptor Improvement Ph 2								
14 Capital Improvements - Construction	\$ -	\$ -	\$ -	\$ -	\$ -	\$ -	\$ -	0.00%
15 Engineering Services - Capital Outlay	-	47,870	200,000	195,814	200,000	300,000	100,000	50.00%
Total Expansion - WWTP Interceptor Imprv Ph 2	<u>\$ -</u>	<u>\$ 47,870</u>	<u>\$ 200,000</u>	<u>\$ 195,814</u>	<u>\$ 200,000</u>	<u>\$ 300,000</u>	<u>\$ 100,000</u>	<u>50.00%</u>
WWTP Expansion PH II, 9MGD								
16 Public Notices	\$ -	\$ -	\$ 215	\$ 215	\$ 215	\$ -	\$ (215)	-100.00%
17 Engineering Services - Capital Outlay	35,395	80,111	15,704	21,532	-	-	(15,704)	-100.00%
Total Expansion - WWTP Expansion PH II, 9MGD	<u>\$ 35,395</u>	<u>\$ 80,111</u>	<u>\$ 15,919</u>	<u>\$ 21,747</u>	<u>\$ 215</u>	<u>\$ -</u>	<u>\$ (15,919)</u>	<u>-100.00%</u>

	Actual 2020-21	Actual 2021-22	Approved Budget 2022-23	Year to Date w/Encumbrance 6/30/2023	Current Year Estimate 2022-23	Council Approved Budget 2023-24	Approved \$ Increase(Decrease) From FY 2022-23 Approved Budget	Approved % Increase(Decrease) From FY 2022-23 Approved Budget
Bunton CK WW Intcptr, Ph. 3.1								
18 Advertising	\$ -	\$ -	\$ -	\$ -	\$ -	\$ -	\$ -	0.00%
19 Public Notices	-	476	-	-	-	-	-	-
20 WW Mains/Lines-Capital Outlay	-	-	-	-	-	-	-	0.00%
21 Capital Improvements - Construction	1,765,770	1,673,253	251,145	251,145	251,145	-	(251,145)	-100.00%
22 Easement & ROW Acquisition	16,013	-	-	-	-	-	-	0.00%
23 Legal Services - Capital Outlay	1,835	753	-	-	-	-	-	0.00%
24 Engineering Services - Capital Outlay	-	-	-	-	-	-	-	0.00%
Total Bunton CK WW Intcptr, Phase 3	\$ 1,783,618	\$ 1,674,481	\$ 251,145	\$ 251,145	\$ 251,145	\$ -	\$ (251,145)	-100.00%
Bunton CK WW Intcptr, Ph. 3.2								
25 Advertising	\$ -	\$ -	\$ -	\$ -	\$ -	\$ -	\$ -	0.00%
26 Capital Improvements - Construction	-	-	39,269	39,269	39,269	-	(39,269)	-100.00%
27 Easement & ROW Acquisition	-	-	-	-	-	-	-	0.00%
28 Engineering Services - Capital Outlay	-	-	-	-	-	-	-	0.00%
Total Bunton CK WW Intcptr, Ph. 3.2	\$ -	\$ -	\$ 39,269	\$ 39,269	\$ 39,269	\$ -	\$ (39,269)	-100.00%
Southside Sewer Project								
29 Engineering Services	\$ -	\$ -	\$ -	\$ -	\$ -	\$ -	\$ -	0.00%
30 Advertising	-	-	-	-	-	-	-	0.00%
31 Wastewater Mains or Lines	-	-	-	-	-	-	-	0.00%
32 Capital Improvements - Construction	1,052,652	707,925	996,460	1,018,976	1,018,976	-	(996,460)	-100.00%
33 Easement & ROW Acquisition	4,500	4,500	-	2,790	2,790	-	-	0.00%
34 Legal Services - Capital Outlay	225,066	36,635	-	718	718	-	-	0.00%
35 Engineering Services - Capital Outlay	43,895	13,229	40,179	40,179	40,179	-	(40,179)	-100.00%
36 Other Prof Svcs-Capital Outlay	-	-	-	-	-	-	-	0.00%
Total Southside Sewer Project	\$ 1,326,113	\$ 762,289	\$ 1,036,639	\$ 1,062,662	\$ 1,062,662	\$ -	\$ (1,036,639)	-100.00%
Elliott Branch WW Phase 1								
37 Legal Services	\$ -	\$ -	\$ -	\$ -	\$ -	\$ -	\$ -	0.00%
38 Engineering Services	-	-	-	-	-	-	-	0.00%
39 Wastewater Mains or Lines	-	-	-	-	-	-	-	0.00%
40 Capital Improvements - Construction	1,476,572	1,997,610	1,517,872	1,407,036	1,517,872	-	(1,517,872)	-100.00%
41 Easement & ROW Acquisition	-	-	-	-	-	-	-	0.00%
42 Engineering Services - Capital Outlay	86,824	43,188	4,417	15,849	4,417	-	(4,417)	-100.00%
43 Other Prof Svcs-Capital Outlay	-	-	-	-	-	-	-	0.00%
Total Elliott Branch WW Phase 1	\$ 1,563,396	\$ 2,040,798	\$ 1,522,289	\$ 1,422,885	\$ 1,522,289	\$ -	\$ (1,522,289)	-100.00%
North Trails WW Interceptor								
44 Capital Improvements - Construction	\$ -	\$ -	\$ 700,000	\$ -	\$ -	\$ -	\$ (700,000)	-100.00%
45 Easement & ROW Acquisition	13,884	-	-	-	-	-	-	-
46 Legal Services - Capital Outlay	-	-	-	-	-	-	-	0.00%
47 Engineering Services - Capital Outlay	6,192	26,783	63,017	63,017	63,017	-	(63,017)	-100.00%
Total North Trails WW Interceptor	\$ 20,076	\$ 26,783	\$ 763,017	\$ 63,017	\$ 63,017	\$ -	\$ (763,017)	-100.00%
Center St Village WW Project								
48 Public Notices	\$ 100	\$ -	\$ -	\$ -	\$ -	\$ -	\$ -	0.00%
49 Capital Improvements - Construction	21	-	207,582	207,582	207,582	1,000,000	792,418	381.74%
50 Easement & ROW Acquisition	-	-	40,400	40,400	40,400	-	(40,400)	-100.00%
51 Legal Services - Capital Outlay	-	-	-	-	-	-	-	0.00%
52 Engineering Services - Capital Outlay	44,978	32,765	577,789	577,789	577,789	-	(577,789)	-100.00%
Total Center St Village WW Project	\$ 45,099	\$ 32,765	\$ 825,771	\$ 825,771	\$ 825,771	\$ 1,000,000	\$ 174,229	21.10%

	Actual 2020-21	Actual 2021-22	Approved Budget 2022-23	Year to Date w/Encumbrance 6/30/2023	Current Year Estimate 2022-23	Council Approved Budget 2023-24	Approved \$ Increase(Decrease) From FY 2022-23 Approved Budget	Approved % Increase(Decrease) From FY 2022-23 Approved Budget
Plum Creek Golf Course Interceptor								
53 Capital Improvements - Construction	\$ -	\$ -	\$ 2,400,000	\$ -	\$ 2,400,000	\$ -	\$ (2,400,000)	-100.00%
54 Legal Services - Capital Outlay	-	893	-	-	-	-	-	0.00%
55 Engineering Services - Capital Outlay	31,960	-	97,900	97,900	97,900	-	(97,900)	-100.00%
Total Plum Creek Golf Course Interceptor	\$ 31,960	\$ 893	\$ 2,497,900	\$ 97,900	\$ 2,497,900	\$ -	\$ (2,497,900)	-100.00%
Plum Creek Golf Course Reclaimed Waterline								
56 Legal Services - Capital Outlay	\$ -	\$ 788	\$ -	\$ -	\$ -	\$ -	\$ -	0.00%
57 Engineering Services - Capital Outlay	-	-	900,000	-	900,000	-	(900,000)	-100.00%
Total Plum Creek Golf Course Reclaimed Waterline	\$ -	\$ 788	\$ 900,000	\$ -	\$ 900,000	\$ -	\$ (900,000)	-100.00%
Wastewater Smart Manhole Cover Program								
58 Sewer Manholes	\$ 18,700	\$ -	\$ -	\$ -	\$ -	\$ -	\$ -	0.00%
Total Wastewater smart Manhole Cover Program	\$ 18,700	\$ -	\$ -	\$ -	\$ -	\$ -	\$ -	0.00%
Waterleaf Interceptor								
59 Engineering Services - Capital Outlay	\$ -	\$ 115,372	\$ 501,122	\$ 333,599	\$ 501,122	\$ 2,500,000	\$ 1,998,878	398.88%
Total Waterleaf Interceptor	\$ -	\$ 115,372	\$ 501,122	\$ 333,599	\$ 501,122	\$ 2,500,000	\$ 1,998,878	398.88%
Wastewater Impact Fee Study/Update								
60 Public Notices	\$ -	\$ -	\$ -	\$ 116	\$ 116	-	-	-
61 Impact Fee Study	-	6,266	8,241	8,241	8,241	\$ -	\$ (8,241)	-100.00%
Total Wastewater Impact Fee Study/Update	\$ -	\$ 6,266	\$ 8,241	\$ 8,357	\$ 8,357	\$ -	\$ (8,241)	-100.00%
Dacy WW Pipeline Upgrade to 18"								
62 Engineering Services - Capital Outlay	\$ -	\$ -	\$ 250,000	\$ 69,766	\$ 250,000	\$ 400,000	\$ 150,000	60.00%
Total Wastewater Impact Fee Study/Update	\$ -	\$ -	\$ 250,000	\$ 69,766	\$ 250,000	\$ 400,000	\$ 150,000	60.00%
WWTP Disc Filtration								
63 Engineering Services - Capital Outlay	\$ -	\$ -	\$ 250,000	\$ -	\$ -	\$ -	\$ (250,000)	-100.00%
Total Wastewater Impact Fee Study/Update	\$ -	\$ -	\$ 250,000	\$ -	\$ -	\$ -	\$ (250,000)	-100.00%
WWTP General Improvements & Rehabilitation								
64 Engineering Services - Capital Outlay	\$ -	\$ -	\$ 150,000	\$ 20,044	\$ 150,000	\$ 150,000	\$ -	0.00%
Total Wastewater Impact Fee Study/Update	\$ -	\$ -	\$ 150,000	\$ 20,044	\$ 150,000	\$ 150,000	\$ -	0.00%
65 Generators for Wastewater Lift Station Sites	\$ -	\$ -	\$ -	\$ -	\$ -	\$ 1,475,000	\$ 1,475,000	0.00%
66 Steeplechase WW Interceptor Upgrae to 30"	\$ -	\$ -	\$ -	\$ -	\$ -	\$ 400,000	\$ 400,000	0.00%
67 Four Seasons Farms WW Interceptor Upgrade to :	\$ -	\$ -	\$ -	\$ -	\$ -	\$ 100,000	\$ 100,000	0.00%
68 East Side Retail Infrastructure Plan - (For Design c	\$ -	\$ -	\$ -	\$ -	\$ -	\$ 1,000,000	\$ 1,000,000	0.00%
TOTAL EXPENDITURES:	\$ 4,843,323	\$ 5,217,442	\$ 11,959,855	\$ 7,151,849	\$ 11,015,806	\$ 14,225,000	\$ 2,265,145	0.00%
TOTAL REVENUE & TRANSFERS-IN								
IN EXCESS (DEFICIT) OVER EXPENDITURES	\$ 6,633,827	\$ 5,949,164	\$ (8,459,855)	\$ (5,543,929)	\$ (7,515,806)	\$ (9,725,000)	\$ (1,265,145)	
ESTIMATED ENDING FUND BALANCE	\$ 21,835,531	\$ 27,784,695	\$ 19,324,840	\$ 22,240,766	\$ 20,268,890	\$ 10,543,890		

**City of Kyle, Texas
Fund Summary Budget Status Report
STORM DRAINAGE CIP FUND (3510)**

	<u>Actual 2020-21</u>	<u>Actual 2021-22</u>	<u>Approved Budget 2022-23</u>	<u>Year to Date w/Encumbrance 6/30/2023</u>	<u>Current Year Estimate 2022-23</u>	<u>Council Approved Budget 2023-24</u>	<u>Approved \$ Increase(Decrease) From FY 2022-23 Approved Budget</u>	<u>Approved % Increase(Decrease) From FY 2022-23 Approved Budget</u>
BEGINNING FUND BALANCE	\$ 575,000	\$ 1,321,889	\$ 3,055,156	\$ 3,055,156	\$ 3,055,156	\$ 3,167,040		
Line No.								
REVENUE:								
1 Investment Income	\$ -	\$ -	\$ -	\$ -	\$ -	\$ -	\$ -	0.00%
2 Transfer In - Storm Drainage Fund	950,000	1,750,000	640,000	640,000	640,000	500,000	(140,000)	-21.88%
TOTAL REVENUE:	<u>\$ 950,000</u>	<u>\$ 1,750,000</u>	<u>\$ 640,000</u>	<u>\$ 640,000</u>	<u>\$ 640,000</u>	<u>\$ 500,000</u>	<u>\$ (140,000)</u>	<u>-21.88%</u>
EXPENDITURES:								
Transfers Out								
3 Transfer Out - Utility Fund	\$ -	\$ -	\$ -	\$ -	\$ -	\$ -	\$ -	0.00%
Total Transfers Out	<u>\$ -</u>	<u>\$ -</u>	<u>\$ -</u>	<u>\$ -</u>	<u>\$ -</u>	<u>\$ -</u>	<u>\$ -</u>	<u>0.00%</u>
Storm Drainage Projects								
4 Plum Creek/2770 Drainage Improvements	\$ -	\$ -	\$ 528,116	\$ -	\$ 528,116	\$ -	\$ (528,116)	-100.00%
5 Drainage Priority Projects	-	-	500,000	-	-	100,000	(400,000)	-80.00%
6 Scott/Sledge Street Storm Drainage	-	-	-	-	-	-	-	-
7 Non-Point Source Water Quality Impv Prject	-	-	140,000	-	-	-	(140,000)	-100.00%
Total Storm Drainage Projects	<u>\$ -</u>	<u>\$ -</u>	<u>\$ 1,168,116</u>	<u>\$ -</u>	<u>\$ 528,116</u>	<u>\$ 100,000</u>	<u>\$ (1,068,116)</u>	<u>-91.44%</u>
Quail Ridge Drainage Improvements								
8 Engineering Services - Capital Outlay	\$ 47,960	\$ -	\$ 205	\$ -	\$ -	\$ -	\$ (205)	-100.00%
Total Qual Ridge Drainage Improvements	<u>\$ 47,960</u>	<u>\$ -</u>	<u>\$ 205</u>	<u>\$ -</u>	<u>\$ -</u>	<u>\$ -</u>	<u>\$ (205)</u>	<u>-100.00%</u>
Scott/Sledge Drainage Improvements								
9 Engineering Services - Capital Outlay	\$ 155,151	\$ 16,732	\$ -	\$ -	\$ -	\$ 400,000	\$ 400,000	0.00%
Total Scott/Sledge Drainage Improvements	<u>\$ 155,151</u>	<u>\$ 16,732</u>	<u>\$ -</u>	<u>\$ -</u>	<u>\$ -</u>	<u>\$ 400,000</u>	<u>\$ 400,000</u>	<u>0.00%</u>
TOTAL EXPENDITURES:	<u>\$ 203,111</u>	<u>\$ 16,732</u>	<u>\$ 1,168,321</u>	<u>\$ -</u>	<u>\$ 528,116</u>	<u>\$ 500,000</u>	<u>\$ (668,321)</u>	<u>-57.20%</u>
TOTAL REVENUE & TRANSFERS-IN IN EXCESS (DEFICIT) OVER EXPENDITURES	<u>\$ 746,889</u>	<u>\$ 1,733,268</u>	<u>\$ (528,321)</u>	<u>\$ 640,000</u>	<u>\$ 111,884</u>	<u>\$ -</u>	<u>\$ 528,321</u>	
ESTIMATED ENDING FUND BALANCE	<u>\$ 1,321,889</u>	<u>\$ 3,055,156</u>	<u>\$ 2,526,835</u>	<u>\$ 3,695,156</u>	<u>\$ 3,167,040</u>	<u>\$ 3,167,040</u>		

City of Kyle, Texas
Fund Summary Budget Status Report
VICTIMS COORDINATOR SERVICES GRANT (4140)

	<u>Actual</u> <u>2020-21</u>	<u>Actual</u> <u>2021-22</u>	<u>Approved</u> <u>Budget</u> <u>2022-23</u>	<u>Year to Date</u> <u>w/Encumbrance</u> <u>6/30/2023</u>	<u>Current Year</u> <u>Estimate</u> <u>2022-23</u>	<u>Council</u> <u>Approved</u> <u>Budget</u> <u>2023-24</u>	<u>Approved \$</u> <u>Increase(Decrease)</u> <u>From FY 2022-23</u> <u>Approved Budget</u>	<u>Approved %</u> <u>Increase(Decrease)</u> <u>From FY 2022-23</u> <u>Approved Budget</u>
BEGINNING FUND BALANCE	\$ -	\$ -	\$ (11,338)	\$ (11,338)	\$ (11,338)	\$ (0)		
Line No.								
REVENUE:								
1 Grant Rev-Victims Coord Svcs	\$ -	\$ 32,918	\$ 45,000	\$ 37,011	\$ 45,000	\$ 45,000	\$ -	0.00%
2 Sell - Assets	-	-	-	-	-	-	-	0.00%
3 Donations - Unrestricted	-	-	-	-	-	-	-	0.00%
4 Transfer In - General Fund	-	18,617	18,617	49,384	49,384	22,500	3,883	20.86%
TOTAL REVENUE:	<u>\$ -</u>	<u>\$ 51,535</u>	<u>\$ 63,617</u>	<u>\$ 86,396</u>	<u>\$ 94,384</u>	<u>\$ 67,500</u>	<u>\$ 3,883</u>	<u>6.10%</u>
EXPENDITURES:								
Victims Coordinator								
5 Regular Full Time Wages	\$ -	\$ 43,943	\$ 45,000	\$ 43,174	\$ 59,081	\$ 59,606	\$ 14,606	32.46%
6 Regular Part Time Wages	-	-	-	-	-	-	-	0.00%
7 Temporary/Seasonal Wages	-	-	-	-	-	-	-	0.00%
8 Overtime Wages	-	589	-	684	684	500	500	0.00%
9 Vacation Leave	-	-	-	-	-	-	-	0.00%
10 Sick Leave - Regular	-	-	-	-	-	-	-	0.00%
11 Cost of Living Adjustment	-	-	-	-	-	-	-	0.00%
12 Merit Increase	-	-	-	-	-	3,539	3,539	0.00%
13 Longevity Pay	-	360	-	540	540	720	720	0.00%
14 Language Incentive	-	-	-	-	-	-	-	0.00%
15 Certification Incentive	-	-	-	-	-	-	-	0.00%
16 Health Insurance Deductible	-	-	-	1,000	1,000	1,000	-	0.00%
17 FICA/Social Security	-	3,434	3,443	3,396	4,648	4,924	1,481	43.01%
18 Workers Compensation	-	-	-	-	-	-	-	0.00%
19 State Unemployment Taxes	-	9	-	9	12	9	9	0.00%
20 Retirement - TMRS	-	5,791	5,783	5,802	7,939	8,567	2,784	48.14%
21 Health Insurance	-	7,907	8,395	5,982	8,186	8,338	(57)	-0.68%
22 Dental Insurance	-	410	452	301	412	468	16	3.54%
23 Life Insurance	-	89	91	77	105	108	17	18.68%
24 ST/LT Disability Insurance	-	241	338	247	338	417	79	23.37%
25 Vision Insurance	-	89	107	65	89	101	(6)	-5.61%
26 AD&D	-	10	8	9	12	12	4	50.00%
Personnel	<u>\$ -</u>	<u>\$ 62,873</u>	<u>\$ 63,617</u>	<u>\$ 61,286</u>	<u>\$ 83,046</u>	<u>\$ 88,309</u>	<u>\$ 23,692</u>	<u>37.24%</u>
27 Travel - Training & Conferences	\$ -	\$ -	\$ -	\$ -	\$ -	\$ -	\$ -	0.00%
28 Mileage - Reimbursement	-	-	-	-	-	-	-	0.00%
29 Subscription and Books	-	-	-	-	-	-	-	0.00%
30 Cell Phones/Pagers	-	-	-	-	-	-	-	0.00%
Contractual Services	<u>\$ -</u>	<u>\$ -</u>	<u>\$ -</u>	<u>\$ -</u>	<u>\$ -</u>	<u>\$ -</u>	<u>\$ -</u>	<u>0.00%</u>
31 General Office Supplies	\$ -	\$ -	\$ -	\$ -	\$ -	\$ -	\$ -	0.00%
32 Office Furniture (<\$5K)	-	-	-	-	-	-	-	0.00%
33 Computer Hardware	-	-	-	-	-	-	-	0.00%
34 Computer Software	-	-	-	-	-	-	-	0.00%
Commodities	<u>\$ -</u>	<u>\$ -</u>	<u>\$ -</u>	<u>\$ -</u>	<u>\$ -</u>	<u>\$ -</u>	<u>\$ -</u>	<u>0.00%</u>

	Actual 2020-21	Actual 2021-22	Approved Budget 2022-23	Year to Date w/Encumbrance 6/30/2023	Current Year Estimate 2022-23	Council Approved Budget 2023-24	Approved \$ Increase(Decrease) From FY 2022-23 Approved Budget	Approved % Increase(Decrease) From FY 2022-23 Approved Budget
35 Transfer Out - General Fund	\$ -	\$ -	\$ -	\$ -	\$ -	\$ -	\$ -	0.00%
Transfers Out	\$ -	\$ -	\$ -	\$ -	\$ -	\$ -	\$ -	0.00%
City Match Grant Expense								
36 Regular Full Time Wages	\$ -	\$ -	\$ -	\$ -	\$ -	\$ -	\$ -	0.00%
37 Overtime Wages	-	-	-	-	-	-	-	0.00%
38 Vacation Leave	-	-	-	-	-	-	-	0.00%
39 Cost of Living Adjustment	-	-	-	-	-	-	-	0.00%
40 Merit Increase	-	-	-	-	-	-	-	0.00%
41 Longevity Pay	-	-	-	-	-	-	-	0.00%
42 FICA/Social Security	-	-	-	-	-	-	-	0.00%
43 Workers Compensation	-	-	-	-	-	-	-	0.00%
44 State Unemployment Taxes	-	-	-	-	-	-	-	0.00%
45 Retirement - TMRS	-	-	-	-	-	-	-	0.00%
46 Health Insurance	-	-	-	-	-	-	-	0.00%
47 Dental Insurance	-	-	-	-	-	-	-	0.00%
48 Life Insurance	-	-	-	-	-	-	-	0.00%
49 ST/LT Disability Insurance	-	-	-	-	-	-	-	0.00%
50 Vision Insurance	-	-	-	-	-	-	-	0.00%
51 AD&D	-	-	-	-	-	-	-	0.00%
Personnel	\$ -	\$ -	\$ -	\$ -	\$ -	\$ -	\$ -	0.00%
52 Mileage - Reimbursement	\$ -	\$ -	\$ -	\$ -	\$ -	\$ -	\$ -	0.00%
53 Subscription and Books	-	-	-	-	-	-	-	0.00%
Contractual Services	\$ -	\$ -	\$ -	\$ -	\$ -	\$ -	\$ -	0.00%
54 Uniforms (Buy)	\$ -	\$ -	\$ -	\$ -	\$ -	\$ -	\$ -	0.00%
55 General Office Supplies	-	-	-	-	-	-	-	0.00%
56 Computer Hardware	-	-	-	-	-	-	-	0.00%
57 Computer Software	-	-	-	-	-	-	-	0.00%
Commodities	\$ -	\$ -	\$ -	\$ -	\$ -	\$ -	\$ -	0.00%
TOTAL EXPENDITURES:	\$ -	\$ 62,873	\$ 63,617	\$ 61,286	\$ 83,046	\$ 88,309	\$ 23,692	37.24%
TOTAL REVENUE & TRANSFERS-IN IN EXCESS (DEFICIT) OVER EXPENDITURES	\$ -	\$ (11,338)	\$ -	\$ 25,109	\$ 11,338	\$ (20,809)	\$ (19,809)	
ESTIMATED ENDING FUND BALANCE	\$ -	\$ (11,338)	\$ (11,338)	\$ 13,771	\$ (0)	\$ (20,809)		

**City of Kyle, Texas
Fund Summary Budget Status Report
ICAC GRANT FUND (4180)**

	<u>Actual 2020-21</u>	<u>Actual 2021-22</u>	<u>Approved Budget 2022-23</u>	<u>Year to Date w/Encumbrance 6/30/2023</u>	<u>Current Year Estimate 2022-23</u>	<u>Council Approved Budget 2023-24</u>	<u>Approved \$ Increase(Decrease) From FY 2022-23 Approved Budget</u>	<u>Approved % Increase(Decrease) From FY 2022-23 Approved Budget</u>
BEGINNING FUND BALANCE	\$ (6,695)	\$ (7,295)	\$ (2,995)	\$ (2,995)	\$ (2,995)	\$ -		
Line								
No.								
REVENUE:								
1 Grant Reimbursement	\$ 3,700	\$ 4,300	\$ -	\$ -	\$ -	\$ -	\$ -	0.00%
2 Refunds & Reimbursements	-	-	-	2,995	2,995	-	-	0.00%
TOTAL REVENUE:	<u>\$ 3,700</u>	<u>\$ 4,300</u>	<u>\$ -</u>	<u>\$ 2,995</u>	<u>\$ 2,995</u>	<u>\$ -</u>	<u>\$ -</u>	<u>0.00%</u>
EXPENDITURES:								
Reimbursable Grant Expense								
3 Computer Hardware	\$ 4,300	\$ -	\$ -	\$ -	\$ -	\$ -	\$ -	0.00%
Total Reimbursable Grant Expense	<u>\$ 4,300</u>	<u>\$ -</u>	<u>\$ -</u>	<u>\$ -</u>	<u>\$ -</u>	<u>\$ -</u>	<u>\$ -</u>	<u>0.00%</u>
TOTAL EXPENDITURES:	<u>\$ 4,300</u>	<u>\$ -</u>	<u>\$ -</u>	<u>\$ -</u>	<u>\$ -</u>	<u>\$ -</u>	<u>\$ -</u>	<u>0.00%</u>
TOTAL REVENUE & TRANSFERS-IN								
IN EXCESS (DEFICIT) OVER EXPENDITURES	<u>\$ (600)</u>	<u>\$ 4,300</u>	<u>\$ -</u>	<u>\$ 2,995</u>	<u>\$ 2,995</u>	<u>\$ -</u>	<u>\$ -</u>	
ESTIMATED ENDING FUND BALANCE	<u>\$ (7,295)</u>	<u>\$ (2,995)</u>	<u>\$ (2,995.00)</u>	<u>\$ -</u>	<u>\$ -</u>	<u>\$ -</u>		

**City of Kyle, Texas
Fund Summary Budget Status Report
LIBRARY GRANTS FUND (4200)**

	<u>Actual 2020-21</u>	<u>Actual 2021-22</u>	<u>Approved Budget 2022-23</u>	<u>Year to Date w/Encumbrance 6/30/2023</u>	<u>Current Year Estimate 2022-23</u>	<u>Council Approved Budget 2023-24</u>	<u>Approved \$ Increase(Decrease) From FY 2022-23 Approved Budget</u>	<u>Approved % Increase(Decrease) From FY 2022-23 Approved Budget</u>
BEGINNING FUND BALANCE	\$ 6,816	\$ 5,858	\$ 5,610	\$ 5,610	\$ 5,610	\$ 5,110		
Line No.								
REVENUE:								
1 Grant- Spanish/Bilingual Books	\$ -	\$ -	\$ -	\$ -	\$ -	\$ -	\$ -	0.00%
2 Grant-Texas Book Festival	-	-	-	-	-	-	-	0.00%
3 Grant-TSLAC/E-Books	-	-	-	-	-	-	-	0.00%
4 Grant- HEB (Summer Program)	-	-	-	-	-	-	-	0.00%
5 Grant-Ladd&Katherine Hancher	-	-	-	-	-	-	-	0.00%
6 Library Donations/Contribution	-	-	-	-	-	-	-	0.00%
TOTAL REVENUE:	<u>\$ -</u>	<u>\$ -</u>	<u>\$ -</u>	<u>\$ -</u>	<u>\$ -</u>	<u>\$ -</u>	<u>\$ -</u>	<u>0.00%</u>
EXPENDITURES:								
TSLAC Grant								
7 Collections-TSLAC/E-Books	\$ -	\$ -	\$ -	\$ -	\$ -	\$ -	\$ -	0.00%
Total TSLAC Grant	<u>\$ -</u>	<u>\$ -</u>	<u>\$ -</u>	<u>\$ -</u>	<u>\$ -</u>	<u>\$ -</u>	<u>\$ -</u>	<u>0.00%</u>
Grant-Ladd & Katherine Hancher								
8 Computer Hardware - Grant	\$ -	\$ -	\$ -	\$ -	\$ -	\$ -	\$ -	0.00%
Total Grant-Ladd & Katherine Hancher	<u>\$ -</u>	<u>\$ -</u>	<u>\$ -</u>	<u>\$ -</u>	<u>\$ -</u>	<u>\$ -</u>	<u>\$ -</u>	<u>0.00%</u>
Grant-Ladd & Katherine Hancher								
9 Supplies - Butterfly Garden	\$ 958	\$ 248	\$ 1,000	\$ -	\$ 500	\$ 1,000	\$ -	0.00%
Total Grant-Ladd & Katherine Hancher	<u>\$ 958</u>	<u>\$ 248</u>	<u>\$ 1,000</u>	<u>\$ -</u>	<u>\$ 500</u>	<u>\$ 1,000</u>	<u>\$ -</u>	<u>0.00%</u>
TOTAL EXPENDITURES:	<u>\$ 958</u>	<u>\$ 248</u>	<u>\$ 1,000</u>	<u>\$ -</u>	<u>\$ 500</u>	<u>\$ 1,000</u>	<u>\$ -</u>	<u>0.00%</u>
TOTAL REVENUE & TRANSFERS-IN IN EXCESS (DEFICIT) OVER EXPENDITURES	<u>\$ (958)</u>	<u>\$ (248)</u>	<u>\$ (1,000)</u>	<u>\$ -</u>	<u>\$ (500)</u>	<u>\$ (1,000)</u>	<u>\$ -</u>	
ESTIMATED ENDING FUND BALANCE	<u>\$ 5,858</u>	<u>\$ 5,610</u>	<u>\$ 4,610</u>	<u>\$ 5,610</u>	<u>\$ 5,110</u>	<u>\$ 4,110</u>		

**City of Kyle, Texas
Fund Summary Budget Status Report
RIFLE-RESISTANT BODY ARMOR GRANT (4220)**

	<u>Actual 2020-21</u>	<u>Actual 2021-22</u>	<u>Approved Budget 2022-23</u>	<u>Year to Date w/Encumbrance 6/30/2023</u>	<u>Current Year Estimate 2022-23</u>	<u>Council Approved Budget 2023-24</u>	<u>Approved \$ Increase(Decrease) From FY 2022-23 Approved Budget</u>	<u>Approved % Increase(Decrease) From FY 2022-23 Approved Budget</u>
BEGINNING FUND BALANCE	\$ -	\$ -	\$ -	\$ -	\$ -	\$ -		
Line								
No.								
REVENUE:								
1 Grant Reimbursement	\$ -	\$ -	\$ -	\$ -	\$ 78,749	\$ -	\$ -	0.00%
TOTAL REVENUE:	<u>\$ -</u>	<u>\$ -</u>	<u>\$ -</u>	<u>\$ -</u>	<u>\$ 78,749</u>	<u>\$ -</u>	<u>\$ -</u>	<u>0.00%</u>
EXPENDITURES:								
Commodities								
2 Rifle-Resistant Body Armor	\$ -	\$ -	\$ -	\$ 78,749	\$ 78,749	\$ -	\$ -	0.00%
Total Commodities	<u>\$ -</u>	<u>\$ -</u>	<u>\$ -</u>	<u>\$ 78,749</u>	<u>\$ 78,749</u>	<u>\$ -</u>	<u>\$ -</u>	<u>0.00%</u>
TOTAL EXPENDITURES:	<u>\$ -</u>	<u>\$ -</u>	<u>\$ -</u>	<u>\$ 78,749</u>	<u>\$ 78,749</u>	<u>\$ -</u>	<u>\$ -</u>	<u>0.00%</u>
TOTAL REVENUE & TRANSFERS-IN IN EXCESS (DEFICIT) OVER EXPENDITURES	<u>\$ -</u>	<u>\$ -</u>	<u>\$ -</u>	<u>\$ (78,749)</u>	<u>\$ -</u>	<u>\$ -</u>	<u>\$ -</u>	
ESTIMATED ENDING FUND BALANCE	<u>\$ -</u>	<u>\$ -</u>	<u>\$ -</u>	<u>\$ (78,749)</u>	<u>\$ -</u>	<u>\$ -</u>		

City of Kyle, Texas
Fund Summary Budget Status Report
PLUM CREEK WATERSHED PROTECTION PLAN IMPLEMENTATION LOW IMPACT DEVELOPMENT GRANT (4310)

	Actual 2020-21	Actual 2021-22	Approved Budget 2022-23	Year to Date w/Encumbrance 6/30/2023	Current Year Estimate 2022-23	Council Approved Budget 2023-24	Approved \$ Increase(Decrease) From FY 2022-23 Approved Budget	Approved % Increase(Decrease) From FY 2022-23 Approved Budget
BEGINNING FUND BALANCE	\$ 12,948	\$ 24,948	\$ 115,329	\$ 115,329	\$ 115,329	\$ 93,329		
Line No.								
REVENUE:								
1 Grant Reimbursement	\$ 12,000	\$ 90,381	\$ -	\$ -	\$ -	\$ -	\$ -	0.00%
2 Transfer In - Wastewater Operating	-	-	-	-	-	-	-	0.00%
TOTAL REVENUE:	\$ 12,000	\$ 90,381	\$ -	\$ -	\$ -	\$ -	\$ -	0.00%
EXPENDITURES:								
3 Grant Administration	\$ -	\$ -	\$ -	\$ -	\$ -	\$ -	\$ -	0.00%
4 Capital Improvements - Construction	-	-	-	-	-	-	-	0.00%
5 Engineering Services - Capital Outlay	-	-	-	-	-	-	-	0.00%
6 Services - Hog Management	-	-	22,000	-	22,000	22,000	-	0.00%
TOTAL EXPENDITURES:	\$ -	\$ -	\$ 22,000	\$ -	\$ 22,000	\$ 22,000	\$ -	0.00%
TOTAL REVENUE & TRANSFERS-IN IN EXCESS (DEFICIT) OVER EXPENDITURES	\$ 12,000	\$ 90,381	\$ (22,000)	\$ -	\$ (22,000)	\$ (22,000)	\$ -	
ESTIMATED ENDING FUND BALANCE	\$ 24,948	\$ 115,329	\$ 93,329	\$ 115,329	\$ 93,329	\$ 71,329		

**City of Kyle, Texas
Fund Summary Budget Status Report
AMERICAN RESCUE PLAN ACT FUND (4401)**

	<u>Actual 2020-21</u>	<u>Actual 2021-22</u>	<u>Approved Budget 2022-23</u>	<u>Year to Date w/Encumbrance 6/30/2023</u>	<u>Current Year Estimate 2022-23</u>	<u>Council Approved Budget 2023-24</u>	<u>Approved \$ Increase(Decrease) From FY 2022-23 Approved Budget</u>	<u>Approved % Increase(Decrease) From FY 2022-23 Approved Budget</u>
BEGINNING FUND BALANCE	\$ -	\$ 5,995,553	\$ 12,002,865	\$ 12,002,865	12,002,865	\$ 12,002,865		
Line No.								
REVENUE:								
1 Grant Reimbursement	\$ 5,995,553	\$ 6,007,402	\$ -	\$ -	\$ -	\$ -	\$ -	0.00%
TOTAL REVENUE:	<u>\$ 5,995,553</u>	<u>\$ 6,007,402</u>	<u>\$ -</u>	<u>\$ -</u>	<u>\$ -</u>	<u>\$ -</u>	<u>\$ -</u>	<u>0.00%</u>
EXPENDITURES:								
2 Audit Services	\$ -	\$ -	\$ -	\$ -	\$ -	\$ -	\$ -	0.00%
3 COVID-19	-	-	-	-	-	-	-	0.00%
4 Public Notices	-	90	-	-	-	-	-	0.00%
Total Contractuals	<u>\$ -</u>	<u>\$ 90</u>	<u>\$ -</u>	<u>\$ -</u>	<u>\$ -</u>	<u>\$ -</u>	<u>\$ -</u>	<u>0.00%</u>
FM 1626 GST & Pump Station Improvements Phase 1								
5 Capital Improvements - Construction	\$ -	\$ -	\$ 4,000,000	\$ -	\$ -	\$ 12,000,000	\$ 8,000,000	200.00%
Total FM 1626 GST & Pump Station Improvements Ph	<u>\$ -</u>	<u>\$ -</u>	<u>\$ 4,000,000</u>	<u>\$ -</u>	<u>\$ -</u>	<u>\$ 12,000,000</u>	<u>\$ 8,000,000</u>	<u>200.00%</u>
TOTAL EXPENDITURES:	<u>\$ -</u>	<u>\$ 90</u>	<u>\$ 4,000,000</u>	<u>\$ -</u>	<u>\$ -</u>	<u>\$ 12,000,000</u>	<u>\$ 8,000,000</u>	<u>200.00%</u>
TOTAL REVENUE & TRANSFERS-IN IN EXCESS (DEFICIT) OVER EXPENDITURES	<u>\$ 5,995,553</u>	<u>\$ 6,007,312</u>	<u>\$ (4,000,000)</u>	<u>\$ -</u>	<u>\$ -</u>	<u>\$ (12,000,000)</u>	<u>\$ (8,000,000)</u>	
ESTIMATED ENDING FUND BALANCE	<u>\$ 5,995,553</u>	<u>\$ 12,002,865</u>	<u>\$ 8,002,865</u>	<u>\$ 12,002,865</u>	<u>\$ 12,002,865</u>	<u>\$ 2,865</u>		

City of Kyle, Texas
Fund Summary Budget Status Report
PUBLIC EDUCATION & GOVERNMENT ACCESS FEE FUND (4500)

	<u>Actual 2020-21</u>	<u>Actual 2021-22</u>	<u>Approved Budget 2022-23</u>	<u>Year to Date w/Encumbrance 6/30/2023</u>	<u>Current Year Estimate 2022-23</u>	<u>Council Approved Budget 2023-24</u>	<u>Approved \$ Increase(Decrease) From FY 2022-23 Approved Budget</u>	<u>Approved % Increase(Decrease) From FY 2022-23 Approved Budget</u>
BEGINNING FUND BALANCE	\$ 213,116	\$ 263,648	\$ 299,028	\$ 299,028	\$ 299,028	\$ 303,217		
Line No.								
REVENUE:								
1 Public, Educ. & Gov't Access Fees	\$ 72,999	\$ 77,667	\$ 80,000	\$ 55,428	\$ 80,000	\$ 80,000	\$ -	0.00%
TOTAL REVENUE:	<u>\$ 72,999</u>	<u>\$ 77,667</u>	<u>\$ 80,000</u>	<u>\$ 55,428</u>	<u>\$ 80,000</u>	<u>\$ 80,000</u>	<u>\$ -</u>	<u>0.00%</u>
EXPENDITURES:								
2 PEG Channel Equipment	\$ -	\$ -	\$ 59,018	\$ 13,644	\$ 59,018	\$ 30,510	\$ (28,508)	-48.30%
3 PEG Channel Furniture & Fixtures	-	-	-	-	-	50,000		
4 PEG Channel Supplies	-	-	12,300	10,801	12,300	31,686	19,386	157.61%
5 Legal Services	-	-	-	893	893	-	-	0.00%
6 IT Software/System Fees	-	-	3,600	-	3,600	3,600	-	0.00%
7 PEG Channel Improvements	22,466	42,287	150,000	-	-	150,000	-	0.00%
TOTAL EXPENDITURES:	<u>\$ 22,466</u>	<u>\$ 42,287</u>	<u>\$ 224,918</u>	<u>\$ 25,338</u>	<u>\$ 75,811</u>	<u>\$ 265,796</u>	<u>\$ (9,122)</u>	<u>-4.06%</u>
TOTAL REVENUE & TRANSFERS-IN								
IN EXCESS (DEFICIT) OVER EXPENDITURES	<u>\$ 50,533</u>	<u>\$ 35,379</u>	<u>\$ (144,918)</u>	<u>\$ 30,090</u>	<u>\$ 4,190</u>	<u>\$ (185,796)</u>	<u>\$ 9,122</u>	
ESTIMATED ENDING FUND BALANCE	<u>\$ 263,648</u>	<u>\$ 299,028</u>	<u>\$ 154,110</u>	<u>\$ 329,118</u>	<u>\$ 303,217</u>	<u>\$ 117,421</u>		

**City of Kyle, Texas
Fund Summary Budget Status Report
BUNTON CREEK PID (8200)**

	<u>Actual 2020-21</u>	<u>Actual 2021-22</u>	<u>Approved Budget 2022-23</u>	<u>Year to Date w/Encumbrance 6/30/2023</u>	<u>Current Year Estimate 2022-23</u>	<u>Council Approved Budget 2023-24</u>	<u>Approved \$ Increase(Decrease) From FY 2022-23 Approved Budget</u>	<u>Approved % Increase(Decrease) From FY 2022-23 Approved Budget</u>
BEGINNING FUND BALANCE	\$ (4,964)	\$ -	\$ 171	\$ 171	171	\$ -		
Line No.								
REVENUE:								
1 Gross Assessments	\$ 98,066	\$ 89,579	\$ 90,000	\$ 75,403	\$ 90,000	\$ 90,000	\$ -	0.00%
2 Assessment Fees	-	-	-	-	-	-	-	0.00%
3 Assessment Penalties	-	-	-	-	-	-	-	0.00%
4 Assessment Interest	-	-	-	-	-	-	-	0.00%
5 Transfer In - General Fund	21,614	-	-	-	-	-	-	0.00%
6 Transfer In - Utility Operating	-	-	-	-	-	-	-	0.00%
Total Revenue & Transfers In	<u>\$ 119,681</u>	<u>\$ 89,579</u>	<u>\$ 90,000</u>	<u>\$ 75,403</u>	<u>\$ 90,000</u>	<u>\$ 90,000</u>	<u>\$ -</u>	<u>0.00%</u>
EXPENDITURES:								
7 Travel Expense	\$ -	\$ -	\$ -	\$ -	\$ -	\$ -	\$ -	0.00%
8 Legal Services	-	-	-	-	-	-	-	0.00%
9 PID Administration	22,290	4,470	4,500	3,779	4,500	4,500	-	0.00%
10 Disbursements - PID Holdings	92,426	84,938	85,500	71,795	85,671	85,500	-	0.00%
11 Transfer Out - General Fund	-	-	-	-	-	-	-	0.00%
TOTAL EXPENDITURES:	<u>\$ 114,717</u>	<u>\$ 89,408</u>	<u>\$ 90,000</u>	<u>\$ 75,574</u>	<u>\$ 90,171</u>	<u>\$ 90,000</u>	<u>\$ -</u>	<u>0.00%</u>
TOTAL REVENUE & TRANSFERS-IN IN EXCESS (DEFICIT) OVER EXPENDITURES	<u>\$ 4,964</u>	<u>\$ 171</u>	<u>\$ -</u>	<u>\$ (171)</u>	<u>\$ (171)</u>	<u>\$ -</u>	<u>\$ -</u>	
ESTIMATED ENDING FUND BALANCE	<u>\$ -</u>	<u>\$ 171</u>	<u>\$ 171</u>	<u>\$ -</u>	<u>\$ -</u>	<u>\$ -</u>		

**City of Kyle, Texas
Fund Summary Budget Status Report
SW KYLE PID #1 (8220)**

	<u>Actual 2020-21</u>	<u>Actual 2021-22</u>	<u>Approved Budget 2022-23</u>	<u>Year to Date w/Encumbrance 6/30/2023</u>	<u>Current Year Estimate 2022-23</u>	<u>Council Approved Budget 2023-24</u>	<u>Approved \$ Increase(Decrease) From FY 2022-23 Approved Budget</u>	<u>Approved % Increase(Decrease) From FY 2022-23 Approved Budget</u>
BEGINNING FUND BALANCE	\$ 30,840	\$ 17,340	\$ -	\$ -	-	\$ -		
Line No.								
REVENUE:								
1 Assessments	\$ -	\$ -	\$ -	\$ -	\$ -	\$ -	\$ -	0.00%
2 Developer Contributions	-	-	-	-	-	-	-	0.00%
3 Refunds & Reimbursements	-	-	-	-	764	-	-	0.00%
Total Revenue & Transfers In	<u>\$ -</u>	<u>\$ -</u>	<u>\$ -</u>	<u>\$ -</u>	<u>\$ 764</u>	<u>\$ -</u>	<u>\$ -</u>	<u>0.00%</u>
EXPENDITURES:								
4 Legal Services	\$ -	\$ 75	\$ -	\$ 250	\$ 250	\$ -	\$ -	0.00%
5 County Recording Fees	-	-	-	67	67	-	-	0.00%
6 Public Notices	-	-	-	422	422	-	-	
7 Services - Financial Advisory	-	-	-	-	-	-	-	0.00%
8 PID Administration	13,500	17,265	-	-	-	-	-	0.00%
9 Services - Appraisal	-	-	-	-	-	-	-	0.00%
10 Postage	-	-	-	24	24	-	-	0.00%
TOTAL EXPENDITURES:	<u>\$ 13,500</u>	<u>\$ 17,340</u>	<u>\$ -</u>	<u>\$ 764</u>	<u>\$ 764</u>	<u>\$ -</u>	<u>\$ -</u>	<u>0.00%</u>
TOTAL REVENUE & TRANSFERS-IN IN EXCESS (DEFICIT) OVER EXPENDITURES	<u>\$ (13,500)</u>	<u>\$ (17,340)</u>	<u>\$ -</u>	<u>\$ (764)</u>	<u>\$ -</u>	<u>\$ -</u>	<u>\$ -</u>	
ESTIMATED ENDING FUND BALANCE	<u>\$ 17,340</u>	<u>\$ -</u>	<u>\$ -</u>	<u>\$ (764)</u>	<u>\$ -</u>	<u>\$ -</u>		

**City of Kyle, Texas
Fund Summary Budget Status Report
PLUM CREEK NORTH PID (8225)**

	<u>Actual 2020-21</u>	<u>Actual 2021-22</u>	<u>Approved Budget 2022-23</u>	<u>Year to Date w/Encumbrance 6/30/2023</u>	<u>Current Year Estimate 2022-23</u>	<u>Council Approved Budget 2023-24</u>	<u>Approved \$ Increase(Decrease) From FY 2022-23 Approved Budget</u>	<u>Approved % Increase(Decrease) From FY 2022-23 Approved Budget</u>
BEGINNING FUND BALANCE	\$ 32,154	\$ 26,928	\$ 35,875	\$ 35,875	35,875	\$ 35,875		
Line No.								
REVENUE:								
1 Developer Contributions	\$ -	\$ -	\$ -	\$ -	\$ -	\$ -	\$ -	0.00%
2 PCNDC Committee Fee	-	35,875	-	-	-	-	-	0.00%
Total Revenue & Transfers In	<u>\$ -</u>	<u>\$ 35,875</u>	<u>\$ -</u>	<u>\$ -</u>	<u>\$ -</u>	<u>\$ -</u>	<u>\$ -</u>	<u>0.00%</u>
EXPENDITURES:								
3 Legal Services	\$ 191	\$ -	\$ -	\$ -	\$ -	\$ -	\$ -	0.00%
4 County Recording Fees	-	172	-	-	-	-	-	0.00%
5 Advertising	-	-	-	-	-	-	-	0.00%
6 Public Notices	-	708	-	-	-	-	-	0.00%
7 Services - Financial Advisory	-	-	-	-	-	-	-	0.00%
8 PID Administration	5,035	26,048	-	-	-	-	-	0.00%
9 Services - Appraisal	-	-	-	-	-	-	-	0.00%
10 PCNDC Committee Payments	-	-	-	35,875	-	-	-	0.00%
TOTAL EXPENDITURES:	<u>\$ 5,226</u>	<u>\$ 26,928</u>	<u>\$ -</u>	<u>\$ 35,875</u>	<u>\$ -</u>	<u>\$ -</u>	<u>\$ -</u>	<u>0.00%</u>
TOTAL REVENUE & TRANSFERS-IN	<u>\$ (5,226)</u>	<u>\$ 8,947</u>	<u>\$ -</u>	<u>\$ (35,875)</u>	<u>\$ -</u>	<u>\$ -</u>	<u>\$ -</u>	
IN EXCESS (DEFICIT) OVER EXPENDITURES								
ESTIMATED ENDING FUND BALANCE	<u>\$ 26,928</u>	<u>\$ 35,875</u>	<u>\$ 35,875</u>	<u>\$ -</u>	<u>\$ 35,875</u>	<u>\$ 35,875</u>		

**City of Kyle, Texas
Fund Summary Budget Status Report
PORTER COUNTRY (8227)**

	<u>Actual 2020-21</u>	<u>Actual 2021-22</u>	<u>Approved Budget 2022-23</u>	<u>Year to Date w/Encumbrance 6/30/2023</u>	<u>Current Year Estimate 2022-23</u>	<u>Council Approved Budget 2023-24</u>	<u>Approved \$ Increase(Decrease) From FY 2022-23 Approved Budget</u>	<u>Approved % Increase(Decrease) From FY 2022-23 Approved Budget</u>
BEGINNING FUND BALANCE	\$ -	\$ -	\$ 44,284	\$ 44,284	44,284	\$ 39,958		
Line No.								
REVENUE:								
1 Developer Contributions	\$ -	\$ 50,000	\$ -	\$ -	\$ -	-	-	0.00%
Total Revenue & Transfers In	\$ -	\$ 50,000	\$ -	\$ -	\$ -	\$ -	\$ -	0.00%
EXPENDITURES:								
2 Legal Services	\$ -	\$ 5,717	\$ -	\$ 3,962	\$ 3,962	\$ -	\$ -	0.00%
3 County Recording Fees	-	-	-	347	347	-	-	0.00%
4 Advertising	-	-	-	-	-	-	-	0.00%
5 Public Notices	-	-	-	-	-	-	-	0.00%
6 Services - Financial Advisory	-	-	-	-	-	-	-	0.00%
7 PID Administration	-	-	-	-	-	-	-	0.00%
8 Postage	-	-	-	16	16	-	-	0.00%
TOTAL EXPENDITURES:	\$ -	\$ 5,717	\$ -	\$ 4,325	\$ 4,325	\$ -	\$ -	0.00%
TOTAL REVENUE & TRANSFERS-IN IN EXCESS (DEFICIT) OVER EXPENDITURES	\$ -	\$ 44,284	\$ -	\$ (4,325)	\$ (4,325)	\$ -	\$ -	
ESTIMATED ENDING FUND BALANCE	\$ -	\$ 44,284	\$ 44,284	\$ 39,958	\$ 39,958	\$ 39,958		

**City of Kyle, Texas
Fund Summary Budget Status Report
LIMESTONE CREEK PID (8228)**

	<u>Actual 2020-21</u>	<u>Actual 2021-22</u>	<u>Approved Budget 2022-23</u>	<u>Year to Date w/Encumbrance 6/30/2023</u>	<u>Current Year Estimate 2022-23</u>	<u>Council Approved Budget 2023-24</u>	<u>Approved \$ Increase(Decrease) From FY 2022-23 Approved Budget</u>	<u>Approved % Increase(Decrease) From FY 2022-23 Approved Budget</u>
BEGINNING FUND BALANCE	\$ -	\$ -	\$ 46,168	\$ 46,168	46,168	\$ 37,376		
Line No.								
REVENUE:								
1 Developer Contributions	\$ -	\$ 50,000	\$ -	\$ -	\$ -	-	-	0.00%
Total Revenue & Transfers In	\$ -	\$ 50,000	\$ -	\$ -	\$ -	\$ -	\$ -	0.00%
EXPENDITURES:								
2 Legal Services	\$ -	\$ 3,832	\$ -	\$ 8,344	\$ 8,344	\$ -	\$ -	0.00%
3 County Recording Fees	-	-	-	449	449	-	-	0.00%
4 Advertising	-	-	-	-	-	-	-	0.00%
5 Public Notices	-	-	-	-	-	-	-	0.00%
6 Services - Financial Advisory	-	-	-	-	-	-	-	0.00%
7 PID Administration	-	-	-	-	-	-	-	0.00%
8 Services - Appraisal	-	-	-	-	-	-	-	0.00%
TOTAL EXPENDITURES:	\$ -	\$ 3,832	\$ -	\$ 8,793	\$ 8,793	\$ -	\$ -	0.00%
TOTAL REVENUE & TRANSFERS-IN IN EXCESS (DEFICIT) OVER EXPENDITURES	\$ -	\$ 46,168	\$ -	\$ (8,793)	\$ (8,793)	\$ -	\$ -	
ESTIMATED ENDING FUND BALANCE	\$ -	\$ 46,168	\$ 46,168	\$ 37,376	\$ 37,376	\$ 37,376		

**City of Kyle, Texas
Fund Summary Budget Status Report
KAYAC FUND (8300)**

	<u>Actual 2020-21</u>	<u>Actual 2021-22</u>	<u>Approved Budget 2022-23</u>	<u>Year to Date w/Encumbrance 6/30/2023</u>	<u>Current Year Estimate 2022-23</u>	<u>Council Approved Budget 2023-24</u>	<u>Approved \$ Increase(Decrease) From FY 2022-23 Approved Budget</u>	<u>Approved % Increase(Decrease) From FY 2022-23 Approved Budget</u>
BEGINNING FUND BALANCE	\$ 3,890	\$ 3,890	\$ 3,890	\$ 3,890	3,890	\$ 3,890		
Line No.								
REVENUE:								
1 KAYAC - Donations/Fundraiser	\$ -	\$ -	\$ -	\$ -	\$ -	\$ -	\$ -	0.00%
Total Revenue & Transfers In	\$ -	\$ -	\$ -	\$ -	\$ -	\$ -	\$ -	0.00%
EXPENDITURES:								
2 Services - KAYAC	\$ -	\$ -	\$ 3,890	\$ -	\$ -	\$ 3,890	\$ -	0.00%
TOTAL EXPENDITURES:	\$ -	\$ -	\$ 3,890	\$ -	\$ -	\$ 3,890	\$ -	0.00%
TOTAL REVENUE & TRANSFERS-IN IN EXCESS (DEFICIT) OVER EXPENDITURES	\$ -	\$ -	\$ (3,890)	\$ -	\$ -	\$ (3,890)	\$ -	
ESTIMATED ENDING FUND BALANCE	\$ 3,890	\$ 3,890	\$ -	\$ 3,890	\$ 3,890	\$ -		



5-Year Capital Improvements Plan (CIP)

Approved Budget
Fiscal Year 2023-2024

City Council Budget Worksession No. 5

September 19, 2023

**CAPITAL IMPROVEMENTS PROGRAM (CIP)
Approved 5-Year CIP Spending Plan
Fiscal Years 2024-2028**

1	Micro Surfacing Street Improvement Program Citywide								
	Funding Source /Accounting Code(s)	2023 Approved Budget	ITD thru 05/31/2023	2024	2025	2026	2027	2028	Total 24-28
	General Fund 1110-64800-572170 Total Project:	\$ 535,991	\$ 3,234,058	\$ 500,000	\$ 500,000	\$ 500,000	\$ 500,000	\$ 500,000	\$ 2,500,000
2	Quiet Zone Design/Construction (Center St & East South St)								
	Funding Source /Accounting Code(s)	2023 Approved Budget	ITD thru 05/31/2023	2024	2025	2026	2027	2028	Total 24-28
	General Fund 1110-63400-571300 Total Project:	\$ 398,518	\$ 896,967	150,000	\$ -	\$ -	\$ -	\$ -	\$ 150,000
3	Old Post Road (County Provides Labor)								
	Funding Source /Accounting Code(s)	2023 Approved Budget	ITD thru 05/31/2023	2024	2025	2026	2027	2028	Total 24-28
	General Fund/SMF 1110-64800-572520 Total Project:	\$ 734,550	\$ 1,188,070	\$ -	\$ -	\$ -	\$ -	\$ -	\$ -
4	Citywide Beautification Projects								
	Funding Source /Accounting Code(s)	2023 Approved Budget	ITD thru 05/31/2023	2024	2025	2026	2027	2028	Total 24-28
	General Fund/SMF 1110-63300-571460 Total Project:	\$ 500,000	\$ 948,856	\$ 1,000,000	\$ 1,000,000	\$ 1,000,000	\$ 1,000,000	\$ 1,000,000	\$ 5,000,000
5	City Square Park / Downtown Overhead Utility Relocation								
	Funding Source /Accounting Code(s)	2023 Approved Budget	ITD thru 05/31/2023	2024	2025	2026	2027	2028	Total 24-28
	General Fund 1110-63600-572001 Total Project:	\$ 1,260,032	\$ 1,261,745	\$ -	\$ -	\$ -	\$ -	\$ -	\$ -
6	Traffic Control Improvements								
	Funding Source /Accounting Code(s)	2023 Approved Budget	ITD thru 05/31/2023	2024	2025	2026	2027	2028	Total 24-28
	General Fund 1110-65800-572190 Total Project:	\$ 174,103	\$ 304,058	\$ 1,100,000	\$ 1,500,000	\$ 1,500,000	\$ 1,500,000	\$ 1,500,000	\$ 7,100,000

7 Vybe Trail (Public Safety Center)									
Funding Source /Accounting Code(s)	2023 Approved Budget	ITD thru 05/31/2023	2024	2025	2026	2027	2028	Total 24-28	
General Fund 1110-67721-572220	\$ 190,000	\$ 190,000	\$ -	\$ -	\$ -	\$ -	\$ -	\$ -	
Total Project:									
8 Property Acquisition Program (Parent Account)									
Funding Source /Accounting Code(s)	2023 Approved Budget	ITD thru 05/31/2023	2024	2025	2026	2027	2028	Total 24-28	
General Fund 1110	\$ 656,539	\$ -	\$ 1,343,461	\$ 2,000,000	\$ 2,000,000	\$ 2,000,000	\$ 2,000,000	\$ 9,343,461	
Prefunded			656,539					656,539	
Total Project:	\$ 656,539	\$ -	\$ 2,000,000	\$ 2,000,000	\$ 2,000,000	\$ 2,000,000	\$ 2,000,000	\$ 10,000,000	
8. a. Property Acquisition - 1408 W. Center St. (Gregg-Clarke Park)									
Funding Source /Accounting Code(s)	2023 Approved Budget	ITD thru 05/31/2023	2024	2025	2026	2027	2028	Total 24-28	
General Fund 1110-63200-572211	\$ -	\$ 252,819	\$ -	\$ -	\$ -	\$ -	\$ -	\$ -	
Total Project:									
8. b. Property Acquisition - 104 S. Burluson (Downtown Mixed-Use Building)									
Funding Source /Accounting Code(s)	2023 Approved Budget	ITD thru 05/31/2023	2024	2025	2026	2027	2028	Total 24-28	
General Fund 1110-66710-Property Acquisition	\$ -	\$ 220,857	\$ -	\$ -	\$ -	\$ -	\$ -	\$ -	
1110-66710-Project Design	673,227	1,040,700							
1110-66710-Project Management	205,042	211,152							
1110-66710-Project Construction	8,000,000	35,046							
Total Project:	\$ 8,878,268	\$ 1,507,755	\$ -	\$ -	\$ -	\$ -	\$ -	\$ -	
8. c. Property Acquisition - 107 Veteran's Drive (VFW)									
Funding Source /Accounting Code(s)	2023 Approved Budget	ITD thru 05/31/2023	2024	2025	2026	2027	2028	Total 24-28	
General Fund 1110-64870-572211	\$ -	\$ 498,835	\$ -	\$ -	\$ -	\$ -	\$ -	\$ -	
Total Project:									
8. d. Property Acquisition - 108 W. Center St. (Papa Jacks)									
Funding Source /Accounting Code(s)	2023 Approved Budget	ITD thru 05/31/2023	2024	2025	2026	2027	2028	Total 24-28	
General Fund 1110-63204-572211	\$ 834,560	\$ 834,560	\$ -	\$ -	\$ -	\$ -	\$ -	\$ -	
Total Project:									

8. e. Property Acquisition - 110 W. Center St. (Jack's Axes)									
Funding Source /Accounting Code(s)	2023 Approved Budget	ITD thru 05/31/2023	2024	2025	2026	2027	2028	Total 24-28	
General Fund 1110-63202-572211	\$ 8,901	\$ 502,511	\$ -	\$ -	\$ -	\$ -	\$ -	\$ -	
Total Project:									

9 Property Acquisition - Future Park Development									
Funding Source /Accounting Code(s)	2023 Approved Budget	ITD thru 05/31/2023	2024	2025	2026	2027	2028	Total 24-28	
General Fund 1110-TBD	\$ -	\$ -	\$ 4,000,000	\$ -	\$ -	\$ -	\$ -	\$ 4,000,000	
Total Project:									

10 Downtown Redevelopment Program									
Funding Source /Accounting Code(s)	2023 Approved Budget	ITD thru 05/31/2023	2024	2025	2026	2027	2028	Total 24-28	
General Fund 1110-TBD	\$ -	\$ -	\$ 225,000	\$ 7,400,000	\$ 7,500,000	\$ 7,500,000	\$ 8,500,000	\$ 31,125,000	
Total Project:									

11 Community Center Project (Multi-Purpose Facility)									
Funding Source /Accounting Code(s)	2023 Approved Budget	ITD thru 05/31/2023	2024	2025	2026	2027	2028	Total 24-28	
General Fund 1110-TBD	\$ -	\$ -	\$ -	\$ -	\$ 2,750,000	\$ 250,000	\$ 750,000	\$ 3,750,000	
Total Project:									

12 Dacy Lane Illumination and Sidewalk (From Bebee Road to Amberwood Loop)									
Funding Source /Accounting Code(s)	2023 Approved Budget	ITD thru 05/31/2023	2024	2025	2026	2027	2028	Total 24-28	
General Fund 1110-64812-Various	\$ 21,890	\$ 48,499	\$ 1,000,000	\$ -	\$ -	\$ -	\$ -	\$ 1,000,000	
Street Imprv. Fund 1150-64812-572220	607,700	-	-	-	-	-	-	-	
Total Project:	\$ 629,590	\$ 48,499	\$ 1,000,000	\$ -	\$ -	\$ -	\$ -	\$ 1,000,000	

13 Kohlrs Crossing Illumination Plan									
Funding Source /Accounting Code(s)	2023 Approved Budget	ITD thru 05/31/2023	2024	2025	2026	2027	2028	Total 24-28	
General Fund 1110-TBD	\$ -	\$ -	\$ -	\$ -	\$ 250,000	\$ 250,000	\$ 750,000	\$ 1,250,000	
Total Project:									

14 IH35 Southbound Frontage at Marketplace to Center St (additional lane)									
Funding Source /Accounting Code(s)	2023 Approved Budget	ITD thru 05/31/2023	2024	2025	2026	2027	2028	Total 24-28	
General Fund									
1110-64811-573130	\$ 298,704	\$ 340,654	\$ -	\$ 1,600,000	\$ 1,250,000	\$ -	\$ -	\$ 2,850,000	
Street Imprv. Fund									
1150-TBD	-	-	-	-	-	-	-	-	
Total Project:	\$ 298,704	\$ 340,654	\$ -	\$ 1,600,000	\$ 1,250,000	\$ -	\$ -	\$ 2,850,000	

15 FM 150 East Sidewalks and Other Improvements (From Lehman Road to HW 21)									
Funding Source /Accounting Code(s)	2023 Approved Budget	ITD thru 05/31/2023	2024	2025	2026	2027	2028	Total 24-28	
General Fund									
1110-64800-572544	\$ -	\$ 116,758	\$ -	\$ 350,000	\$ -	\$ -		\$ 350,000	
Street Imprv. Fund									
1150-68512-572220	500,000	-	-	-	-	-	-	-	
Total Project:	\$ 500,000	\$ 116,758	\$ -	\$ 350,000	\$ -	\$ -	\$ -	\$ 350,000	

16 Inauguration Fund									
Funding Source /Accounting Code(s)	2023 Approved Budget	ITD thru 05/31/2023	2024	2025	2026	2027	2028	Total 24-28	
General Fund									
1110-TBD	\$ -	\$ -	\$ 50,000	\$ 50,000	\$ 50,000	\$ 50,000	\$ 50,000	\$ 250,000	
Total Project:									

17 Public Works - Bay Area Heating System Installation									
Funding Source /Accounting Code(s)	2023 Approved Budget	ITD thru 05/31/2023	2024	2025	2026	2027	2028	Total 24-28	
General Fund									
1110-TBD	\$ -	\$ -	\$ 120,000	\$ -	\$ -	\$ -	\$ -	\$ 120,000	
Total Project:									

18 Public Works - Yard Expansion									
Funding Source /Accounting Code(s)	2023 Approved Budget	ITD thru 05/31/2023	2024	2025	2026	2027	2028	Total 24-28	
General Fund									
1110-TBD	\$ -	\$ -	\$ 95,000	\$ -	\$ -	\$ -	\$ -	\$ 95,000	
Total Project:									

19 Public Works - Above Ground Fueling Station									
Funding Source /Accounting Code(s)	2023 Approved Budget	ITD thru 05/31/2023	2024	2025	2026	2027	2028	Total 24-28	
General Fund									
1110-TBD	\$ -	\$ -	\$ -	\$ 300,000	\$ -	\$ -	\$ -	\$ 300,000	
Total Project:									

20 Gregg Drive / Veteran's Drive Intersection Improvements									
Funding Source /Accounting Code(s)	2023 Approved Budget	ITD thru 05/31/2023	2024	2025	2026	2027	2028	Total 24-28	
General Fund 1110-TBD Total Project:	\$ -	\$ -	\$ 300,000	\$ -	\$ -	\$ -	\$ -	\$ 300,000	

21 Goforth Road Extension (From Casetta Ranch RA to Bebee Rd)									
Funding Source /Accounting Code(s)	2023 Approved Budget	ITD thru 05/31/2023	2024	2025	2026	2027	2028	Total 24-28	
General Fund 1110-TBD Total Project:	\$ -	\$ -	\$ 1,128,300	\$ -	\$ -	\$ -	\$ -	\$ 1,128,300	

22 Heidenreich Lane (From FM 150 to County Line Bridge)									
Funding Source /Accounting Code(s)	2023 Approved Budget	ITD thru 05/31/2023	2024	2025	2026	2027	2028	Total 24-28	
General Fund 1110-TBD Total Project:	\$ -	\$ -	\$ 1,178,800	\$ -	\$ -	\$ -	\$ -	\$ 1,178,800	

23 East Side Retail Infrastructure Plan - (Goforth Rd Extension - Wiegand Tract)									
Funding Source /Accounting Code(s)	2023 Approved Budget	ITD thru 05/31/2023	2024	2025	2026	2027	2028	Total 24-28	
General Fund 1110-TBD Total Project:	\$ -	\$ -	\$ 2,000,000	\$ -	\$ -	\$ -	\$ -	\$ 2,000,000	

TOTAL GENERAL FUND	\$ 14,514,773	\$ 12,669,067	\$ 14,847,100	\$ 14,700,000	\$ 16,800,000	\$ 13,050,000	\$ 15,050,000	\$ 74,447,100	
PRE-FUNDED AMOUNT	\$ (98,528)	\$ -	\$ (881,539)	\$ -	\$ -	\$ -	\$ -	\$ (881,539)	
GENERAL FUND NET OF PRE-FUNDED	\$ 14,416,245	\$ 12,669,067	\$ 13,965,561	\$ 14,700,000	\$ 16,800,000	\$ 13,050,000	\$ 15,050,000	\$ 73,565,561	

24 Arts in Public Places (Managed by Arts & Cultural Commission)									
Funding Source /Accounting Code(s)	2023 Approved Budget	ITD thru 05/31/2023	2024	2025	2026	2027	2028	Total 24-28	
HOT Fund 1355-54010-581111 Total Project:	\$ 65,000	\$ 6,056	\$ 65,000	\$ 65,000	\$ 65,000	\$ 65,000	\$ 65,000	\$ 325,000	

TOTAL HOT FUND	\$ 65,000	\$ 6,056	\$ 65,000	\$ 65,000	\$ 65,000	\$ 65,000	\$ 65,000	\$ 325,000	
-----------------------	------------------	-----------------	------------------	------------------	------------------	------------------	------------------	-------------------	--

25 Festive Lighting and Decorations - Parks City Wide									
Funding Source /Accounting Code(s)	2023 Approved Budget	ITD thru 05/31/2023	2024	2025	2026	2027	2028	Total 24-28	
Park Development Fund 1720-65300-572480 Total Project:	\$ 319,888	\$ 410,467	\$ 200,000	\$ 200,000	\$ 200,000	\$ 200,000	\$ 200,000	\$ 1,000,000	

26 Kyle Pool Improvements									
Funding Source /Accounting Code(s)	2023 Approved Budget	ITD thru 05/31/2023	2024	2025	2026	2027	2028	Total 24-28	
Park Development Fund 1720-65300-572450	\$ 400,000	\$ 608,119	\$ 75,000	\$ -	\$ -	\$ -	\$ -	\$ 75,000	
Total Project:									
27 Park Cameras									
Funding Source /Accounting Code(s)	2023 Approved Budget	ITD thru 05/31/2023	2024	2025	2026	2027	2028	Total 24-28	
Park Development Fund 1720-65300-572493	\$ 97,600	\$ -	\$ -	\$ -	\$ -	\$ -	\$ -	\$ -	
Total Project:									
28 Park Improvements - Ash Pavilion/Hockey Rink									
Funding Source /Accounting Code(s)	2023 Approved Budget	ITD thru 05/31/2023	2024	2025	2026	2027	2028	Total 24-28	
Park Development Fund 1720-65300-572470	\$ 10,000	\$ 197,257	\$ -	\$ -	\$ -	\$ -	\$ -	\$ -	
Total Project:									
29 Park Improvements - Lake Kyle									
Funding Source /Accounting Code(s)	2023 Approved Budget	ITD thru 05/31/2023	2024	2025	2026	2027	2028	Total 24-28	
Park Development Fund 1720-65300-572360	\$ 10,000	\$ 37,240	\$ -	\$ -	\$ -	\$ -	\$ -	\$ -	
Total Project:									
30 Park Improvements - Steeplechase									
Funding Source /Accounting Code(s)	2023 Approved Budget	ITD thru 05/31/2023	2024	2025	2026	2027	2028	Total 24-28	
Park Development Fund 1720-65300-572340	\$ 10,000	\$ 10,317	\$ 150,000					\$ 150,000	
Total Project:									
31 Park Improvements - Steeplechase Splash Pad & Assoc. Improvements									
Funding Source /Accounting Code(s)	2023 Approved Budget	ITD thru 05/31/2023	2024	2025	2026	2027	2028	Total 24-28	
Park Development Fund 1720-65310-572220	\$ 500,000	\$ 495,065	\$ -	\$ -	\$ -	\$ -	\$ -	\$ -	
Total Project:									
32 Park Improvements - Masonwood (New Park)									
Funding Source /Accounting Code(s)	2023 Approved Budget	ITD thru 05/31/2023	2024	2025	2026	2027	2028	Total 24-28	
Park Development Fund 1720-65300-572473 Prefunded	\$ 35,000	\$ -	\$ 50,000	\$ -	\$ -	\$ -	\$ -	\$ 50,000	
1720-65300-572473	15,000	-	100,000					100,000	
Total Project:	\$ 50,000	\$ -	\$ 150,000	\$ -	\$ -	\$ -	\$ -	\$ 150,000	

33 Park Improvements - Gregg-Clarke								
Funding Source /Accounting Code(s)	2023 Approved Budget	ITD thru 05/31/2023	2024	2025	2026	2027	2028	Total 24-28
Park Development Fund 1720-65300-572350 Total Project:	\$ 10,000	\$ 71,364	\$ 150,000					\$ 150,000
34 Park Development - Linebarger Lake								
Funding Source /Accounting Code(s)	2023 Approved Budget	ITD thru 05/31/2023	2024	2025	2026	2027	2028	Total 24-28
Park Development Fund 1720-65300-572477 Total Project:	\$ 10,000	\$ -	\$ 150,000	\$ -	\$ -	\$ -	\$ -	\$ 150,000
35 Park Improvements - Waterleaf Park								
Funding Source /Accounting Code(s)	2023 Approved Budget	ITD thru 05/31/2023	2024	2025	2026	2027	2028	Total 24-28
Park Development Fund 1720-65300-572330 Total Project:	\$ 10,000	\$ 47,773	\$ 500,000					\$ 500,000
36 Plum Creek Trail (Spring Branch Section)								
Funding Source /Accounting Code(s)	2023 Approved Budget	ITD thru 05/31/2023	2024	2025	2026	2027	2028	Total 24-28
Park Development Fund 1720-65300-572472 Total Project:	\$ 118,023	\$ 108,023	\$ -	\$ -	\$ -	\$ -	\$ -	\$ -
37 Park Restrooms								
Funding Source /Accounting Code(s)	2023 Approved Budget	ITD thru 05/31/2023	2024	2025	2026	2027	2028	Total 24-28
Park Development fund 1720-65300-572497 Total Project:	\$ 1,000,000	\$ -	\$ -	\$ -	\$ -	\$ -	\$ -	\$ -
38 Ballfield Improvements								
Funding Source /Accounting Code(s)	2023 Approved Budget	ITD thru 05/31/2023	2024	2025	2026	2027	2028	Total 24-28
Park Development fund 1720-65300-572498 Total Project:	\$ 200,000	\$ -	\$ -	\$ -	\$ -	\$ -	\$ -	\$ -
39 Ballfield Lights/Light Inspections								
Funding Source /Accounting Code(s)	2023 Approved Budget	ITD thru 05/31/2023	2024	2025	2026	2027	2028	Total 24-28
Park Development fund 1720-65300-572499 Total Project:	\$ 35,000	\$ -	\$ -	\$ -	\$ -	\$ -	\$ -	\$ -

40 Aeration at Cool Springs and Linebarger Lake									
Funding Source /Accounting Code(s)	2023 Approved Budget	ITD thru 05/31/2023	2024	2025	2026	2027	2028	Total 24-28	
Park Development fund 1720-65300-572494	\$ 160,000	\$ -	\$ -	\$ -	\$ -	\$ -	\$ -	\$ -	
Total Project:									
41 Lake Kyle Inclusive Playground									
Funding Source /Accounting Code(s)	2023 Approved Budget	ITD thru 05/31/2023	2024	2025	2026	2027	2028	Total 24-28	
Park Development fund 1720-65300-572495	\$ 200,000	\$ 192,376	\$ -	\$ -	\$ -	\$ -	\$ -	\$ -	
Total Project:									
42 Lake Kyle Inclusive Playground Expansion									
Funding Source /Accounting Code(s)	2023 Approved Budget	ITD thru 05/31/2023	2024	2025	2026	2027	2028	Total 24-28	
Park Development fund 1720-TBD	\$ -	\$ -	\$ 200,000	\$ -	\$ -	\$ -	\$ -	\$ 200,000	
Total Project:									
43 KRUG Improvements									
Funding Source /Accounting Code(s)	2023 Approved Budget	ITD thru 05/31/2023	2024	2025	2026	2027	2028	Total 24-28	
Park Development fund 1720-65300-572496	\$ 30,000	\$ -	\$ -	\$ -	\$ -	\$ -	\$ -	\$ -	
Total Project:									
44 Parking Lot Improvements (5)									
Funding Source /Accounting Code(s)	2023 Approved Budget	ITD thru 05/31/2023	2024	2025	2026	2027	2028	Total 24-28	
Park Development fund 1720-TBD	\$ -	\$ -	\$ 2,000,000	\$ -	\$ -	\$ -	\$ -	\$ 2,000,000	
Total Project:									
45 Linebarger Lake Fishing Pier									
Funding Source /Accounting Code(s)	2023 Approved Budget	ITD thru 05/31/2023	2024	2025	2026	2027	2028	Total 24-28	
Park Development fund 1720-TBD	\$ -	\$ -	\$ 200,000	\$ -	\$ -	\$ -	\$ -	\$ 200,000	
Total Project:									
46 Kensington Trail Development									
Funding Source /Accounting Code(s)	2023 Approved Budget	ITD thru 05/31/2023	2024	2025	2026	2027	2028	Total 24-28	
Park Development fund 1720-TBD	\$ -	\$ -	\$ 50,000	\$ -	\$ -	\$ -	\$ -	\$ 50,000	
Total Project:									

47	Pickleball Courts (4)								
	Funding Source /Accounting Code(s)	2023 Approved Budget	ITD thru 05/31/2023	2024	2025	2026	2027	2028	Total 24-28
	Park Development fund 1720-TBD Total Project:	\$ -	\$ -	\$ 200,000	\$ -	\$ -	\$ -	\$ -	\$ 200,000
48	Tennis Courts (4)								
	Funding Source /Accounting Code(s)	2023 Approved Budget	ITD thru 05/31/2023	2024	2025	2026	2027	2028	Total 24-28
	Park Development fund 1720-TBD Total Project:	\$ -	\$ -	\$ 240,000	\$ -	\$ -	\$ -	\$ -	\$ 240,000
49	Bike BMX Park								
	Funding Source /Accounting Code(s)	2023 Approved Budget	ITD thru 05/31/2023	2024	2025	2026	2027	2028	Total 24-28
	Park Development fund 1720-TBD Total Project:	\$ -	\$ -	\$ 1,000,000	\$ -	\$ -	\$ -	\$ -	\$ 1,000,000
50	Heroes Memorial Park Restroom								
	Funding Source /Accounting Code(s)	2023 Approved Budget	ITD thru 05/31/2023	2024	2025	2026	2027	2028	Total 24-28
	Park Development fund 1720-TBD Total Project:	\$ -	\$ -	\$ 200,000	\$ -	\$ -	\$ -	\$ -	\$ 200,000
51	Community Garden at Post Oak Park								
	Funding Source /Accounting Code(s)	2023 Approved Budget	ITD thru 05/31/2023	2024	2025	2026	2027	2028	Total 24-28
	Park Development fund 1720-TBD Total Project:	\$ -	\$ -	\$ 210,000	\$ -	\$ -	\$ -	\$ -	\$ 210,000
52	Outdoor Nature Center								
	Funding Source /Accounting Code(s)	2023 Approved Budget	ITD thru 05/31/2023	2024	2025	2026	2027	2028	Total 24-28
	Park Development fund 1720-TBD Total Project:	\$ -	\$ -	\$ -	\$ 400,000	\$ -	\$ -	\$ -	\$ 400,000
53	Seton Park Development								
	Funding Source /Accounting Code(s)	2023 Approved Budget	ITD thru 05/31/2023	2024	2025	2026	2027	2028	Total 24-28
	Park Development fund 1720-TBD Total Project:	\$ -	\$ -	\$ -	\$ 150,000	\$ -	\$ -	\$ -	\$ 150,000

54 Seton Park Community Garden									
Funding Source /Accounting Code(s)	2023 Approved Budget	ITD thru 05/31/2023	2024	2025	2026	2027	2028	Total 24-28	
Park Development fund 1720-TBD	\$ -	\$ -	\$ -	\$ 210,000	\$ -	\$ -	\$ -	\$ 210,000	
Total Project:									

TOTAL PARK DEVELOPMENT	\$ 3,170,511	\$ 2,178,002	\$ 5,675,000	\$ 960,000	\$ 200,000	\$ 200,000	\$ 200,000	\$ 7,235,000	
PRE-FUNDED AMOUNT	\$ -	\$ -	\$ (50,000)	\$ -	\$ -	\$ -	\$ -	\$ (50,000)	
PARK DEV NET OF PRE-FUNDED	\$ 3,170,511	\$ 2,178,002	\$ 5,625,000	\$ 960,000	\$ 200,000	\$ 200,000	\$ 200,000	\$ 7,185,000	

55 Senior Activity and Community Center									
Funding Source /Accounting Code(s)	2023 Approved Budget	ITD thru 05/31/2023	2024	2025	2026	2027	2028	Total 24-28	
Senior Activity & Community Center Fund 1750-63105-572342	\$ -	\$ 508	\$ -	\$ -	\$ -	\$ -	\$ -	\$ -	
1750-63105-572342 Owner's Rep (Prefunded)	195,020	43,400	-	-	-	-	-	-	
Total Project:	\$ 195,020	\$ 43,908	\$ -	\$ -	\$ -	\$ -	\$ -	\$ -	

TOTAL SENIOR ACT & COMM CTR FUND	\$ 195,020	\$ 43,908	\$ -	\$ -	\$ -	\$ -	\$ -	\$ -	
---	-------------------	------------------	-------------	-------------	-------------	-------------	-------------	-------------	--

56 Water Improvements - Line Upgrades/Replacements									
Funding Source /Accounting Code(s)	2023 Approved Budget	ITD thru 05/31/2023	2024	2025	2026	2027	2028	Total 24-28	
Water Utility Fund 3310-86400-571310	\$ 521,136	\$ 378,088	\$ 500,000	\$ 500,000	\$ 500,000	\$ 500,000	\$ 500,000	\$ 2,500,000	
Total Project:									

57 Automated Metering Infrastructure									
Funding Source /Accounting Code(s)	2023 Approved Budget	ITD thru 05/31/2023	2024	2025	2026	2027	2028	Total 24-28	
Utility Fund 3310-86651-571650 (Pre-funded)	\$ 2,900,000	\$ -	\$ -	\$ -	\$ -	\$ -	\$ -	\$ -	
3310-86651-571650	-	-	-	-	-	-	-	-	
Total Project:	\$ 2,900,000	\$ -	\$ -	\$ -	\$ -	\$ -	\$ -	\$ -	

TOTAL WATER CIP	\$ 3,421,136	\$ 378,088	\$ 500,000	\$ 500,000	\$ 500,000	\$ 500,000	\$ 500,000	\$ 2,500,000	
PRE-FUNDED AMOUNT	\$ -	\$ -	\$ -	\$ -	\$ -	\$ -	\$ -	\$ -	
Water CIP NET OF PRE-FUNDED	\$ 3,421,136	\$ 378,088	\$ 500,000	\$ 500,000	\$ 500,000	\$ 500,000	\$ 500,000	\$ 2,500,000	

58 Water Tank - Anthem Plum Creek Development (City's Share)									
Funding Source /Accounting Code(s)	2023 Approved Budget	ITD thru 05/31/2023	2024	2025	2026	2027	2028	Total 24-28	
Water Impact Fees 3320-86701-572140	\$ 192,529	\$ 1,672,095	\$ -	\$ -	\$ -	\$ -	\$ -	\$ -	
Total Project:									

59 Waterline from Anthem to FM 2770 and Kohler's Crossing (16-inch)								
Funding Source /Accounting Code(s)	2023 Approved Budget	ITD thru 05/31/2023	2024	2025	2026	2027	2028	Total 24-28
Water Impact Fees 3320-86702-571310	\$ 136,258	\$ 234,372	\$ 820,000	\$ 1,680,000	\$ -	\$ -	\$ -	\$ 2,500,000
Total Project:								
60 Water Tank Rehabilitation Program								
Funding Source /Accounting Code(s)	2023 Approved Budget	ITD thru 05/31/2023	2024	2025	2026	2027	2028	Total 24-28
Water Impact Fees 3320-86700-572140	\$ 5,800	\$ 1,401,772	\$ 500,000	\$ 500,000	\$ 500,000	\$ 500,000	\$ 500,000	\$ 2,500,000
Total Project:								
61 CR 158 (Waterstone) EST & GST Water Tanks								
Funding Source /Accounting Code(s)	2023 Approved Budget	ITD thru 05/31/2023	2024	2025	2026	2027	2028	Total 24-28
Water Impact Fees 3320-86704-572220 Construction	\$ -	\$ -	\$ 6,800,000	\$ 6,000,000	\$ -	\$ -	\$ -	\$ 12,800,000
3320-86704-573130 Engineering Svc	72,800	72,800	200,000	-	-	-	-	200,000
Total Project:	\$ 72,800	\$ 72,800	\$ 7,000,000	\$ 6,000,000	\$ -	\$ -	\$ -	\$ 13,000,000
62 Crosswinds MUD EST & GST Water Tanks (City's Share)								
Funding Source /Accounting Code(s)	2023 Approved Budget	ITD thru 05/31/2023	2024	2025	2026	2027	2028	Total 24-28
Water Impact Fees 3320-TBD	\$ -	\$ -	\$ 350,000	\$ -	\$ -	\$ -	\$ -	\$ 350,000
Total Project:								
63 Drought Contingency Planning Model								
Funding Source /Accounting Code(s)	2023 Approved Budget	ITD thru 05/31/2023	2024	2025	2026	2027	2028	Total 24-28
Water Impact Fees 3320-86652-555325	\$ 50,000	\$ -	\$ -	\$ -	\$ -	\$ -	\$ -	\$ -
Total Project:								
64 FM 1626 GST & Pump Station Improvements Phase 1								
Funding Source /Accounting Code(s)	2023 Approved Budget	ITD thru 05/31/2023	2024	2025	2026	2027	2028	Total 24-28
Water Impact Fees 3320-88100-572050	\$ 2,680,462	\$ 3,294,601	\$ 7,400,000	\$ 4,000,000	\$ 6,000,000	\$ 2,000,000	\$ -	\$ 19,400,000
ARPA Grant 4401-71100-572220	4,000,000	-	12,000,000	-	-	-	-	12,000,000
Total Project:	\$ 6,680,462	\$ 3,294,601	\$ 19,400,000	\$ 4,000,000	\$ 6,000,000	\$ 2,000,000	\$ -	\$ 31,400,000

65 Water Impact Fee Study/Update									
Funding Source /Accounting Code(s)	2023 Approved Budget	ITD thru 05/31/2023	2024	2025	2026	2027	2028	Total 24-28	
Water Impact Fees 3320-86800-555340	\$ 8,357	\$ 32,616	\$ -	\$ -	\$ -	\$ -	\$ -	\$ -	\$ -

66 Yarrington & Lehman Pump Stations									
Funding Source /Accounting Code(s)	2023 Approved Budget	ITD thru 05/31/2023	2024	2025	2026	2027	2028	Total 24-28	
Water Impact Fees 3320-86703-573130	\$ 140,000	\$ 19,906	\$ -	\$ -	\$ -	\$ -	\$ -	\$ -	\$ -

67 FM 110 Waterline (NEW 16" Waterline)									
Funding Source /Accounting Code(s)	2023 Approved Budget	ITD thru 05/31/2023	2024	2025	2026	2027	2028	Total 24-28	
Water Impact Fees 3320-TBD-555340	\$ 121,019	\$ 150,913	\$ 1,800,000	\$ -	\$ -	\$ -	\$ -	\$ 1,800,000	

68 Well #3 Electrical & Chlorine Building Upgrades									
Funding Source /Accounting Code(s)	2023 Approved Budget	ITD thru 05/31/2023	2024	2025	2026	2027	2028	Total 24-28	
Water Impact Fees 3320-TBD-555340	\$ -	\$ -	\$ 500,000	\$ -	\$ -	\$ -	\$ -	\$ 500,000	

69 Generators for Water Pump Station Sites									
Funding Source /Accounting Code(s)	2023 Approved Budget	ITD thru 05/31/2023	2024	2025	2026	2027	2028	Total 24-28	
Water Impact Fees 3320-TBD	\$ -	\$ -	\$ 1,475,000	\$ -	\$ -	\$ -	\$ -	\$ 1,475,000	

70 East Side Retail Infrastructure Plan - (For Design of Water Line - Wiegand Tract)									
Funding Source /Accounting Code(s)	2023 Approved Budget	ITD thru 05/31/2023	2024	2025	2026	2027	2028	Total 24-28	
Water Impact Fees 3320-TBD	\$ -	\$ -	\$ 1,000,000	\$ -	\$ -	\$ -	\$ -	\$ 1,000,000	

ARPA GRANT \$ 4,000,000 \$ - \$ 12,000,000 \$ - \$ - \$ - \$ - \$ 12,000,000

TOTAL WATER CIP IMPACT FEE \$ 3,407,225 \$ 6,879,075 \$ 20,845,000 \$ 12,180,000 \$ 6,500,000 \$ 2,500,000 \$ 500,000 \$ 42,525,000

TOTAL WATER UTILITY W/O ARWA \$ 6,828,361 \$ 7,257,163 \$ 21,345,000 \$ 12,680,000 \$ 7,000,000 \$ 3,000,000 \$ 1,000,000 \$ 45,025,000

TOTAL WATER UTILITY \$ 6,828,361 \$ 7,257,163 \$ 21,345,000 \$ 12,680,000 \$ 7,000,000 \$ 3,000,000 \$ 1,000,000 \$ 45,025,000

71 Wastewater Improvements - Line Upgrades/Replacements									
Funding Source /Accounting Code(s)	2023 Approved Budget	ITD thru 05/31/2023	2024	2025	2026	2027	2028	Total 24-28	
Wastewater Utility Fund 3410-87400-571311	\$ 613,511	\$ 2,033,800	\$ 500,000	\$ 500,000	\$ 500,000	\$ 500,000	\$ 500,000	\$ 500,000	\$ 2,500,000
Total Project:									

72 Package Plant Blower Building Cover									
Funding Source /Accounting Code(s)	2023 Approved Budget	ITD thru 05/31/2023	2024	2025	2026	2027	2028	Total 24-28	
Wastewater Utility Fund 3410-TBD	\$ -	\$ -	\$ 35,000	\$ -	\$ -	\$ -	\$ -	\$ -	\$ 35,000
Total Project:									

73 WWTP Storage/Office Building									
Funding Source /Accounting Code(s)	2023 Approved Budget	ITD thru 05/31/2023	2024	2025	2026	2027	2028	Total 24-28	
Wastewater Utility Fund 3410-TBD	\$ -	\$ -	\$ 28,000	\$ -	\$ -	\$ -	\$ -	\$ -	\$ 28,000
Total Project:									

74 WWTP Heidenreich Entrance Improvements									
Funding Source /Accounting Code(s)	2023 Approved Budget	ITD thru 05/31/2023	2024	2025	2026	2027	2028	Total 24-28	
Wastewater Utility Fund 3410-TBD	\$ -	\$ -	\$ 100,000	\$ -	\$ -	\$ -	\$ -	\$ -	\$ 100,000
Total Project:									

TOTAL WASTEWATER CIP	\$ 613,511	\$ 2,033,800	\$ 663,000	\$ 500,000	\$ 500,000	\$ 500,000	\$ 500,000	\$ 500,000	\$ 2,663,000
PRE-FUNDED AMOUNT	\$ -	\$ -	\$ -	\$ -	\$ -	\$ -	\$ -	\$ -	\$ -
WW CIP NET OF PRE-FUNDED	\$ 613,511	\$ 2,033,800	\$ 663,000	\$ 500,000	\$ 500,000	\$ 500,000	\$ 500,000	\$ 500,000	\$ 2,663,000

75 Southside Wastewater Collection System									
Funding Source /Accounting Code(s)	2023 Approved Budget	ITD thru 05/31/2023	2024	2025	2026	2027	2028	Total 24-28	
Wastewater Impact Fees 3420-88800-572220 Const	\$ 1,036,639	\$ 8,344,677	\$ -	\$ -	\$ -	\$ -	\$ -	\$ -	\$ -
Total Project:									

76 Elliott Branch Interceptor Ph. 1 (Southside Plum Basin Interceptor)									
Funding Source /Accounting Code(s)	2023 Approved Budget	ITD thru 05/31/2023	2024	2025	2026	2027	2028	Total 24-28	
Wastewater Impact Fees 3420-89000- 573130 Eng	\$ 1,522,289	\$ 6,003,607	\$ -	\$ -	\$ -	\$ -	\$ -	\$ -	\$ -
Total Project: 572220 Const									

77 Center Street Village Wastewater Improvement								
Funding Source /Accounting Code(s)	2023 Approved Budget	ITD thru 05/31/2023	2024	2025	2026	2027	2028	Total 24-28
Wastewater Impact Fees 3420-89400- 573130 Eng	\$ 825,771	\$ 1,092,761	\$ 1,000,000	\$ 2,700,000	\$ -	\$ -	\$ -	\$ 3,700,000
Total Project:								

78 Plum Creek Golf Course Interceptor								
Funding Source /Accounting Code(s)	2023 Approved Budget	ITD thru 05/31/2023	2024	2025	2026	2027	2028	Total 24-28
Wastewater Impact Fees 3420-89900- 573130 Eng	\$ 97,900	\$ 461,927	\$ -	\$ -	\$ -	\$ -	\$ -	\$ -
3420-89900- 572220 Const	2,400,000	-	-	3,100,000	-	-	-	3,100,000
Total Project:	\$ 2,497,900	\$ 461,927	\$ -	\$ 3,100,000	\$ -	\$ -	\$ -	\$ 3,100,000

79 Plum Creek Golf Course Reclaimed Waterline								
Funding Source /Accounting Code(s)	2023 Approved Budget	ITD thru 05/31/2023	2024	2025	2026	2027	2028	Total 24-28
Wastewater Impact Fees 3420-89902- 573130 Eng	\$ 900,000	\$ 788	\$ -	\$ 1,400,000	\$ -	\$ -	\$ -	\$ 1,400,000
3420-89902- 572220 Const	-	-	-	-	-	-	-	-
Total Project:	\$ 900,000	\$ 788	\$ -	\$ 1,400,000	\$ -	\$ -	\$ -	\$ 1,400,000

80 North Trails WW Interceptor Upgrade to 36"								
Funding Source /Accounting Code(s)	2023 Approved Budget	ITD thru 05/31/2023	2024	2025	2026	2027	2028	Total 24-28
Wastewater Impact Fees 3420-89200- 573130 Eng	\$ 63,017	\$ 357,286	\$ -	\$ -	\$ -	\$ -	\$ -	\$ -
3420-89200- 572220 Const	700,000	-	-	100,000	200,000	3,200,000	-	3,500,000
Total Project:	\$ 763,017	\$ 357,286	\$ -	\$ 100,000	\$ 200,000	\$ 3,200,000	\$ -	\$ 3,500,000

81 Indian Paintbrush Lift Station Improvement								
Funding Source /Accounting Code(s)	2023 Approved Budget	ITD thru 05/31/2023	2024	2025	2026	2027	2028	Total 24-28
Wastewater Impact Fees 3420-87300- 572220 Const	\$ 2,548,543	\$ 3,187,496	\$ -	\$ -	\$ -	\$ -	\$ -	\$ -
3420-87300- 572600	-	-	-	-	-	-	-	-
Total Project:	\$ 2,548,543	\$ 3,187,496	\$ -	\$ -	\$ -	\$ -	\$ -	\$ -

82 Four Seasons Farms WW Interceptor Upgrade to 36"								
Funding Source /Accounting Code(s)	2023 Approved Budget	ITD thru 05/31/2023	2024	2025	2026	2027	2028	Total 24-28
Wastewater Impact Fees 3420-TBD-TBD	\$ -	\$ -	\$ 100,000	\$ 790,000	\$ -	\$ -	\$ -	\$ 890,000
Total Project:								

83 Steeplechase WW Interceptor Upgrade to 30"								
Funding Source /Accounting Code(s)	2023 Approved Budget	ITD thru 05/31/2023	2024	2025	2026	2027	2028	Total 24-28
Wastewater Impact Fees 3420-TBD-TBD	\$ -	\$ -	\$ 400,000	\$ 2,500,000	\$ -	\$ -	\$ -	\$ 2,900,000
Total Project:								

84 Dacy WW Pipeline Upgrade to 18"									
Funding Source /Accounting Code(s)	2023 Approved Budget	ITD thru 05/31/2023	2024	2025	2026	2027	2028	Total 24-28	
Wastewater Impact Fees 3420-89905-573130	\$ 250,000	\$ -	\$ 400,000	\$ 600,000	\$ -	\$ -	\$ -	\$ 1,000,000	
Total Project:									
85 WWTP Interceptor Improvement (48" upgrade)									
Funding Source /Accounting Code(s)	2023 Approved Budget	ITD thru 05/31/2023	2024	2025	2026	2027	2028	Total 24-28	
Wastewater Impact Fees 3420-88410-572220	\$ 200,000	\$ 243,685	\$ 6,900,000	\$ 7,600,000	\$ -	\$ -	\$ -	\$ 14,500,000	
3420-88411-572220	200,000	243,684	300,000	2,000,000	5,000,000	-	-	7,300,000	
Total Project:	\$ 400,000	\$ 487,369	\$ 7,200,000	\$ 9,600,000	\$ 5,000,000	\$ -	\$ -	\$ 21,800,000	
86 Quail Ridge WW Lines & LS									
Funding Source /Accounting Code(s)	2023 Approved Budget	ITD thru 05/31/2023	2024	2025	2026	2027	2028	Total 24-28	
Wastewater Impact Fees 3420-89903-573130	\$ -	\$ -	\$ -	\$ 1,000,000	\$ -	\$ -	\$ -	\$ 1,000,000	
Total Project:									
87 Waterleaf Interceptor									
Funding Source /Accounting Code(s)	2023 Approved Budget	ITD thru 05/31/2023	2024	2025	2026	2027	2028	Total 24-28	
Wastewater Impact Fees 3420-89904-573130	\$ 501,122	\$ 448,972	\$ 2,500,000	\$ -	\$ -	\$ -	\$ -	\$ 2,500,000	
Total Project:									
88 WWTP Expansion PH II, 9MGD									
Funding Source /Accounting Code(s)	2023 Approved Budget	ITD thru 05/31/2023	2024	2025	2026	2027	2028	Total 24-28	
Wastewater Impact Fees 3420-88310-573130	\$ 15,919	\$ 131,425	\$ -	\$ -	\$ -	\$ -	\$ -	\$ -	
Total Project:									
89 WWTP General Improvements & Rehabilitation									
Funding Source /Accounting Code(s)	2023 Approved Budget	ITD thru 05/31/2023	2024	2025	2026	2027	2028	Total 24-28	
Wastewater Impact Fees 3420-89907-573130	\$ 150,000	\$ -	\$ 150,000	\$ 150,000	\$ 150,000	\$ 150,000	\$ 150,000	\$ 750,000	
Total Project:									
90 Wastewater Impact Fee Study/Update									
Funding Source /Accounting Code(s)	2023 Approved Budget	ITD thru 05/31/2023	2024	2025	2026	2027	2028	Total 24-28	
Wastewater Impact Fees 3420-86800-555340	\$ 8,357	\$ 30,467	\$ -	\$ -	\$ -	\$ -	\$ -	\$ -	
Total Project:									

91 Generators for Wastewater Lift Station Sites									
Funding Source /Accounting Code(s)	2023 Approved Budget	ITD thru 05/31/2023	2024	2025	2026	2027	2028	Total 24-28	
Wastewater Impact Fees 3410-TBD Total Project:	-	-	1,475,000	-	-	-	-	1,475,000	

92 East Side Retail Infrastructure Plan - (For Design of Wastewater Line - Wiegand Tract)									
Funding Source /Accounting Code(s)	2023 Approved Budget	ITD thru 05/31/2023	2024	2025	2026	2027	2028	Total 24-28	
Wastewater Impact Fees 3410-TBD	\$ -	\$ -	\$ 1,000,000	\$ -	\$ -	\$ -	\$ -	\$ 1,000,000	

TOTAL WASTEWATER IMPACT \$ 11,419,557 \$ 20,546,774 \$ 14,225,000 \$ 21,940,000 \$ 5,350,000 \$ 3,350,000 \$ 150,000 \$ 45,015,000

TOTAL WASTEWATER UTILITY \$ 12,033,068 \$ 22,580,574 \$ 14,888,000 \$ 22,440,000 \$ 5,850,000 \$ 3,850,000 \$ 650,000 \$ 47,678,000

93 Drainage Priority Projects (From Master Plan)									
Funding Source /Accounting Code(s)	2023 Approved Budget	ITD thru 05/31/2023	2024	2025	2026	2027	2028	Total 24-28	
Drainage Utility 3510-69000-571810 Total Project:	\$ 500,000	\$ -	\$ 100,000	\$ 500,000	\$ 500,000	\$ 500,000	\$ 500,000	\$ 2,100,000	

94 Drainage Utility - Quail Ridge									
Funding Source /Accounting Code(s)	2023 Approved Budget	ITD thru 05/31/2023	2024	2025	2026	2027	2028	Total 24-28	
Drainage Utility 3510-69100-573130 Total Project:	\$ 205	\$ 47,960	\$ -	\$ -	\$ -	\$ -	\$ -	\$ -	

95 Drainage Utility - Scott/Sledge St. Culvert Drainage Improvements									
Funding Source /Accounting Code(s)	2023 Approved Budget	ITD thru 05/31/2023	2024	2025	2026	2027	2028	Total 24-28	
Drainage Utility 3510-69110-573130	\$ -	\$ 171,884	\$ 400,000	\$ -	\$ -	\$ -	\$ -	\$ 400,000	
3510-69110-573130 Prefunded	-	-	-	-	-	-	-	-	
Total Project:	\$ -	\$ 171,884	\$ 400,000	\$ -	\$ -	\$ -	\$ -	\$ 400,000	

96 Drainage Utility - Plum Creek Channel Improvements									
Funding Source /Accounting Code(s)	2023 Approved Budget	ITD thru 05/31/2023	2024	2025	2026	2027	2028	Total 24-28	
Drainage Utility									
3510-69000-571800	\$ -	\$ -	\$ -	\$ -	\$ -	\$ -	\$ -	\$ -	\$ -
3510-69000-571800 Prefunded	528,116	-	-	-	-	-	-	-	-
Total Project:	\$ 528,116	\$ -	\$ -	\$ -	\$ -	\$ -	\$ -	\$ -	\$ -
TOTAL DRAINAGE UTILITY	\$ 1,028,321	\$ 219,844	\$ 500,000	\$ 500,000	\$ 500,000	\$ 500,000	\$ 500,000	\$ 500,000	\$ 2,500,000
PRE-FUNDED AMOUNT	\$ -	\$ -	\$ -	\$ -	\$ -	\$ -	\$ -	\$ -	\$ -
DRAINAGE NET OF PRE-FUNDED	\$ 1,028,321	\$ 219,844	\$ 500,000	\$ 500,000	\$ 500,000	\$ 500,000	\$ 500,000	\$ 500,000	\$ 2,500,000
97 Demolition of Old PD Building (111 N. Front St)									
Funding Source /Accounting Code(s)	2023 Approved Budget	ITD thru 05/31/2023	2024	2025	2026	2027	2028	Total 24-28	
2008 CO Bond Fund									
1840-65100-572460	\$ 1,391,720	\$ -	\$ 1,391,720	\$ -	\$ -	\$ -	\$ -	\$ 1,391,720	
Total Project:			\$ 1,391,720						
TOTAL 2008 CO Bonds	\$ 1,391,720	\$ -	\$ -	\$ -	\$ -	\$ -	\$ -	\$ -	\$ 1,391,720
98 North Burleson Street									
Funding Source /Accounting Code(s)	2023 Approved Budget	ITD thru 05/31/2023	2024	2025	2026	2027	2028	Total 24-28	
Road Bonds-Engineering/Construction	\$ 1,305,433	\$ 10,092,268	\$ -	\$ -	\$ -	\$ -	\$ -	\$ -	\$ -
Total Project:									
TOTAL 2013 ROAD BOND PROGRAM	\$ 1,305,433	\$ 10,092,268	\$ -	\$ -	\$ -	\$ -	\$ -	\$ -	\$ -
99 Public Safety Center Building									
Funding Source /Accounting Code(s)	2023 Approved Budget	ITD thru 05/31/2023	2024	2025	2026	2027	2028	Total 24-28	
Bonds-Engineering/Construction									
1951-67720-Various	\$ 17,251,830	\$ 37,356,833	\$ -	\$ -	\$ -	\$ -	\$ -	\$ -	\$ -
General Fund Budget Amendment									
Total Project:									
100 Kyle Regional Sportsplex									
Funding Source /Accounting Code(s)	2023 Approved Budget	ITD thru 05/31/2023	2024	2025	2026	2027	2028	Total 24-28	
Bonds-Engineering/Construction									
1951-67730-573110	\$ 1,753,419	\$ 7,616	\$ 6,992,384	\$ -	\$ -	\$ -	\$ -	\$ 6,992,384	
Hays County Bond Funding	1,753,419	7,616	6,992,384	-	-	-	-	6,992,384	
Total Project:	\$ 3,506,838	\$ 15,233	\$ 13,984,767	\$ -	\$ -	\$ -	\$ -	\$ 13,984,767	

101 Plum Creek Trail (Emerald Crown Trail System, incl. the Kyle/Buda Loop and Kyle/San Marcos Loop)									
Funding Source /Accounting Code(s)	2023 Approved Budget	ITD thru 05/31/2023	2024	2025	2026	2027	2028	Total 24-28	
Bonds-Engineering/Construction									
1951-67740-Various	\$ 1,000,000	\$ 80,273	\$ 1,919,727	\$ -	\$ -	\$ -	\$ -	\$ -	\$ 1,919,727
Hays County Bond Funding	1,000,000	80,273	1,919,727						1,919,727
Total Project:	\$ 2,000,000	\$ 160,547	\$ 3,839,454	\$ -	\$ -	\$ -	\$ -	\$ -	\$ 3,839,454

102 Gregg Clarke Park - Skate Park									
Funding Source /Accounting Code(s)	2023 Approved Budget	ITD thru 05/31/2023	2024	2025	2026	2027	2028	Total 24-28	
Bonds-Engineering/Construction									
1951-67750-Various	\$ 687,500	\$ 672,796	\$ -	\$ -	\$ -	\$ -	\$ -	\$ -	\$ -
Hays County Bond Funding	687,500	672,796							
Total Project:	\$ 1,375,000	\$ 1,345,592	\$ -	\$ -	\$ -	\$ -	\$ -	\$ -	\$ -

103 Gregg Clarke Park & Splash Pad									
Funding Source /Accounting Code(s)	2023 Approved Budget	ITD thru 05/31/2023	2024	2025	2026	2027	2028	Total 24-28	
Bonds-Engineering/Construction									
1951-67751-572220	\$ 312,500	\$ 312,500	\$ -	\$ -	\$ -	\$ -	\$ -	\$ -	\$ -
Hays County Bond Funding	312,500	312,500							
Total Project:	\$ 625,000	\$ 625,000	\$ -	\$ -	\$ -	\$ -	\$ -	\$ -	\$ -

TOTAL 2020 GO BOND AUTHORITY	\$ 21,005,248	\$ 38,430,019	\$ 8,912,110	\$ -	\$ -	\$ -	\$ -	\$ -	\$ 8,912,110
TOTAL 2020 HAYS COUNTY AUTHORITY	\$ 3,753,419	\$ 1,073,186	\$ 8,912,110	\$ -	\$ -	\$ -	\$ -	\$ -	\$ 8,912,110

104 WWTP Expansion 3 to 4.5 MGD - Construction Ph 1									
Funding Source /Accounting Code(s)	2023 Approved Budget	ITD thru 05/31/2023	2024	2025	2026	2027	2028	Total 24-28	
2020 CO Bonds New Issue									
1950-88300-Various	\$ 3,772,947	\$ 37,226,426	\$ -	\$ -	\$ -	\$ -	\$ -	\$ -	\$ -
Total Project:									

105 WWTP Expansion PH II, 9.0 MGD (Future CO Bonds)									
Funding Source /Accounting Code(s)	2023 Approved Budget	ITD thru 05/31/2023	2024	2025	2026	2027	2028	Total 24-28	
CO Bonds New Issue (Future CO Bonds)									
TBD - Engineering	\$ -	\$ -	\$ 2,500,000	\$ 2,500,000	\$ -	\$ -	\$ -	\$ -	\$ 5,000,000
TBD - Construction	-	-	-	-	25,000,000	35,000,000	36,250,000		96,250,000
Total Project:	\$ -	\$ -	\$ 2,500,000	\$ 2,500,000	\$ 25,000,000	\$ 35,000,000	\$ 36,250,000	\$ -	\$ 101,250,000

TOTAL WWTP BONDS	\$ 3,772,947	\$ 37,226,426	\$ 2,500,000	\$ 2,500,000	\$ 25,000,000	\$ 35,000,000	\$ 36,250,000	\$ -	\$ 101,250,000
-------------------------	---------------------	----------------------	---------------------	---------------------	----------------------	----------------------	----------------------	-------------	-----------------------

106 Kohler's Overpass (From Seton Parkway to IH35 (Bridge/Overpass) 1.2 Miles)									
Funding Source /Accounting Code(s)	2023 Approved Budget	ITD thru 05/31/2023	2024	2025	2026	2027	2028	Total 24-28	
2022 GO Road Bond									
1952-68819-573130	\$ 3,259,495	\$ 3,396,531	\$ 9,803,469	\$ 13,200,000	\$ 13,200,000	\$ 13,200,000	\$ 13,338,809	\$ -	\$ 62,742,278
Total Project:									

107 Bebee Road (Frontage Rd to Goforth Rd/CR 157)								
Funding Source /Accounting Code(s)	2023 Approved Budget	ITD thru 05/31/2023	2024	2025	2026	2027	2028	Total 24-28
2022 GO Road Bond 1952-68812-573130 Total Project:	\$ 1,224,417	\$ 1,415,198	\$ 11,884,802	\$ 13,300,000	\$ 13,300,000	\$ 13,300,000	\$ 13,532,862	\$ 65,317,664

108 Old Stagecoach Road/Center Street (Off System)								
Funding Source /Accounting Code(s)	2023 Approved Budget	ITD thru 05/31/2023	2024	2025	2026	2027	2028	Total 24-28
2022 GO Road Bond 1952-68822-573130 Total Project:	\$ 1,090,957	\$ 1,090,957	\$ 7,209,043	\$ 8,300,000	\$ 8,300,000	\$ 8,300,000	\$ 7,846,251	\$ 39,955,294

109 Center Street								
Funding Source /Accounting Code(s)	2023 Approved Budget	ITD thru 05/31/2023	2024	2025	2026	2027	2028	Total 24-28
2022 GO Road Bond 1952-68810-573130 Total Project:	\$ 27,435	\$ 123,818						\$ -
	\$ 27,435	\$ 123,818	\$ -	\$ -	\$ -	\$ -	\$ -	\$ -

110 Center Street (On System) (Veterans Dr. to Maint St)								
Funding Source /Accounting Code(s)	2023 Approved Budget	ITD thru 05/31/2023	2024	2025	2026	2027	2028	Total 24-28
2022 GO Road Bond 1952-68820-573130 Total Project:	\$ 490,512	\$ 490,512	\$ 1,534,488	\$ 2,025,000	\$ 2,025,000	\$ 2,025,000	\$ 2,132,380	\$ 9,741,868

111 Kyle Parkway (Lehman Extension) (Dacy Ln to Kyle Parkway 0.7 Miles)								
Funding Source /Accounting Code(s)	2023 Approved Budget	ITD thru 05/31/2023	2024	2025	2026	2027	2028	Total 24-28
2022 GO Road Bond 1952-68815-573130 Total Project:	\$ 2,794,680	\$ 3,004,574	\$ 5,495,426	\$ 8,500,000	\$ 8,500,000	\$ 8,500,000	\$ 8,451,063	\$ 39,446,489

112 Marketplace Avenue (FM 1626 to Marketplace-Existing)								
Funding Source /Accounting Code(s)	2023 Approved Budget	ITD thru 05/31/2023	2024	2025	2026	2027	2028	Total 24-28
2022 GO Road Bond 1952-68813-573130 Total Project:	\$ 31,950	\$ 138,925	\$ 2,111,075	\$ 2,250,000	\$ 2,250,000	\$ 2,250,000	\$ 2,363,052	\$ 11,224,127

113 Bunton Creek Road (From Lehman Road to Porter Cove 1.2 Miles)								
Funding Source /Accounting Code(s)	2023 Approved Budget	ITD thru 05/31/2023	2024	2025	2026	2027	2028	Total 24-28
2022 GO Road Bond 1952-68818-573130 Total Project:	\$ 948,876	\$ 1,118,204	\$ 4,581,796	\$ 5,700,000	\$ 5,700,000	\$ 5,700,000	\$ 5,780,965	\$ 27,462,761

114 Windy Hill Road (Purple Martin Ave to IH 35 Frontage Rd)									
Funding Source /Accounting Code(s)	2023 Approved Budget	ITD thru 05/31/2023	2024	2025	2026	2027	2028	Total 24-28	
2022 GO Road Bond 1952-68811-573130 Total Project:	\$ 631,348	\$ 758,784	\$ 2,241,216	\$ 3,000,000	\$ 3,000,000	\$ 3,000,000	\$ 3,131,986	\$ 14,373,202	
115 FM 150 West Extension (CAMPO)									
Funding Source /Accounting Code(s)	2023 Approved Budget	ITD thru 05/31/2023	2024	2025	2026	2027	2028	Total 24-28	
2022 GO Road Bond 1952-68816-573130 Total Project:	\$ 99,102	\$ 358,650	\$ -	\$ -	\$ -	\$ -	\$ -	\$ -	
116 Goforth Road (From Bebee Road to RM 150 Ext. 2.2 Miles)									
Funding Source /Accounting Code(s)	2023 Approved Budget	ITD thru 05/31/2023	2024	2025	2026	2027	2028	Total 24-28	
2022 GO Road Bond 1952-68817-573130 Total Project:	\$ 32,030	\$ 184,251	\$ -	\$ -	\$ -	\$ -	\$ -	\$ -	
117 Road Bond Engineering Mgt Svc's									
Funding Source /Accounting Code(s)	2023 Approved Budget	ITD thru 05/31/2023	2024	2025	2026	2027	2028	Total 24-28	
2022 GO Road Bond 1952-68600-Various Final Bond Package (\$294,000,000) Total Project:	\$ 60,178,640	\$ 2,809,624	\$ 1,702,500	\$ 1,702,500	\$ 1,702,500	\$ 1,702,500	\$ 1,702,089	\$ 8,512,089	
	\$ 60,178,640	\$ 2,809,624	\$ 1,702,500	\$ 1,702,500	\$ 1,702,500	\$ 1,702,500	\$ 1,702,089	\$ 8,512,089	
118 General Road Bond Services									
Funding Source /Accounting Code(s)	2023 Approved Budget	ITD thru 05/31/2023	2024	2025	2026	2027	2028	Total 24-28	
2022 GO Road Bond 1952-68821-572190 Traffic Controls Total Project:	\$ 331,600	\$ 331,600	\$ -	\$ -	\$ -	\$ -	\$ -	\$ -	
TOTAL 2022 GO ROAD BOND	\$ 71,141,041	\$ 15,221,628	\$ 46,563,815	\$ 57,977,500	\$ 57,977,500	\$ 57,977,500	\$ 58,279,457	\$ 278,775,772	

119 La Verde Park and Cultural Trails (Brick and Mortar District)									
Funding Source /Accounting Code(s)	2023 Approved Budget	ITD thru 05/31/2023	2024	2025	2026	2027	2028	Total 24-28	
TIRZ #2									
La Verde Park - Brick and Mortar 1530-63510-573170	\$ 905,807	\$ 4,877,893	\$ -	\$ -	\$ -	\$ -	\$ -	\$ -	\$ -
Cultural Trails - Brick and Mortar 1530-63511-573170	1,280,241	1,814,587	-	-	-	-	-	-	-
Total Project:	\$ 2,186,048	\$ 6,692,480	\$ -	\$ -	\$ -	\$ -	\$ -	\$ -	\$ -

120 Heroes Memorial Park (Brick and Mortar District)									
Funding Source /Accounting Code(s)	2023 Approved Budget	ITD thru 05/31/2023	2024	2025	2026	2027	2028	Total 24-28	
Heroes Memorial Fund									
1531-63500-Various	\$ 570,122	\$ 10,198,800	\$ -	\$ -	\$ -	\$ -	\$ -	\$ -	\$ -
Total Project:									
TOTAL TIRZ #2 & HEROES MEMORIAL FUND	\$ 2,756,170	\$ 16,891,280	\$ -	\$ -	\$ -	\$ -	\$ -	\$ -	\$ -

121 Avenue A Street Extension (TIRB Series 2023)									
Funding Source /Accounting Code(s)	2023 Approved Budget	ITD thru 05/31/2023	2024	2025	2026	2027	2028	Total 24-28	
TIRZ #2 CO Road Bonds									
1530-64861	\$ -	\$ 769	\$ 2,000,000	\$ -	\$ -	\$ -	\$ -	\$ -	\$ 2,000,000
Total Project:									

122 Cromwell Road Extension (TIRB Series 2023)									
Funding Source /Accounting Code(s)	2023 Approved Budget	ITD thru 05/31/2023	2024	2025	2026	2027	2028	Total 24-28	
TIRZ #2 CO Road Bonds									
Cromwell Road Extension	\$ 2,400,000	\$ 769	\$ 2,000,000	\$ -	\$ -	\$ -	\$ -	\$ -	\$ 2,000,000
Cromwell Street Streetscape (Westside)	-	-	-	-	-	-	-	-	-
1530-64862-572563									
1530-64862-572564									
Total Project:	\$ 2,400,000	\$ 769	\$ 2,000,000	\$ -	\$ -	\$ -	\$ -	\$ -	\$ 2,000,000

123 Heroes Park Drive Extension (TIRB Series 2023)									
Funding Source /Accounting Code(s)	2023 Approved Budget	ITD thru 05/31/2023	2024	2025	2026	2027	2028	Total 24-28	
TIRZ #2 CO Road Bonds									
1530-64860-572566	\$ 800,000	\$ 769	\$ 2,000,000	\$ -	\$ -	\$ -	\$ -	\$ -	\$ 2,000,000
Total Project:									

124 Cultural Trail & Streetscape (TIRB Series 2023)									
Funding Source /Accounting Code(s)	2023 Approved Budget	ITD thru 05/31/2023	2024	2025	2026	2027	2028	Total 24-28	
TIRZ #2 CO Road Bonds									
1530-64860-572565	\$ 4,800,000	\$ -	\$ 2,000,000	\$ -	\$ -	\$ -	\$ -	\$ -	\$ 2,000,000
Total Project:									

125 Roundabout - Cromwell Drive at Kohlers Crossing (Planned TIRB Series 2024)									
Funding Source /Accounting Code(s)	2023 Approved Budget	ITD thru 05/31/2023	2024	2025	2026	2027	2028	Total 24-28	
TIRZ #2 CO Road Bonds 1530-TBD	\$ -	\$ -	\$ 1,500,000	\$ 3,610,000	\$ -	\$ -	\$ -	\$ 5,110,000	
Total Project:									

126 Roundabout - Benner Road at Kohlers Crossing (Planned TIRB Series 2024)									
Funding Source /Accounting Code(s)	2023 Approved Budget	ITD thru 05/31/2023	2024	2025	2026	2027	2028	Total 24-28	
TIRZ #2 CO Road Bonds 1530-TBD	\$ -	\$ -	\$ 1,500,000	\$ 3,610,000	\$ -	\$ -	\$ -	\$ 5,110,000	
Total Project:									

127 Roundabout - Sanders at Kohlers Crossing (Planned TIRB Series 2024)									
Funding Source /Accounting Code(s)	2023 Approved Budget	ITD thru 05/31/2023	2024	2025	2026	2027	2028	Total 24-28	
TIRZ #2 CO Road Bonds 1530-TBD	\$ -	\$ -	\$ 1,500,000	\$ 3,610,000	\$ -	\$ -	\$ -	\$ 5,110,000	
Total Project:									

128 Parking Lot Improvements (Planned Cash Funded)									
Funding Source /Accounting Code(s)	2023 Approved Budget	ITD thru 05/31/2023	2024	2025	2026	2027	2028	Total 24-28	
TIRZ #2 CO Road Bonds 1530-TBD	\$ -	\$ -	\$ 1,000,000	\$ -	\$ -	\$ -	\$ -	\$ 1,000,000	
Total Project:									

129 Parking Garage (Planned TIRB Series 2026)									
Funding Source /Accounting Code(s)	2023 Approved Budget	ITD thru 05/31/2023	2024	2025	2026	2027	2028	Total 24-28	
TIRZ #2 CO Road Bonds 1530-TBD	\$ -	\$ -	\$ -	\$ -	\$ 2,500,000	\$ 3,750,000	\$ 3,750,000	\$ 10,000,000	
Total Project:									

TOTAL TIRZ #2 CO ROAD BONDS \$ 8,000,000 \$ 2,307 \$ 13,500,000 \$ 10,830,000 \$ 2,500,000 \$ 3,750,000 \$ 3,750,000 \$ 34,330,000

130 Relocation of Rail Siding (Union Pacific Railroad)									
Funding Source /Accounting Code(s)	2023 Approved Budget	ITD thru 05/31/2023	2024	2025	2026	2027	2028	Total 24-28	
Transportation Fund 1270-63400-572220	\$ 2,214,045	\$ 2,656,940	\$ -	\$ 2,600,000	\$ -	\$ -	\$ -	\$ 2,600,000	
Total Project:									

131 Kohlers Crossing Railroad Overpass (By PSC) FRA Grant / CAMPO Funding									
Funding Source /Accounting Code(s)	2023 Approved Budget	ITD thru 05/31/2023	2024	2025	2026	2027	2028	Total 24-28	
Transportation Fund 1270-63401-573130	\$ 25,000	\$ 25,000	\$ -	\$ -	\$ -	\$ 6,600,000	\$ -	\$ 6,600,000	
Street Imprv. Fund 1150-63401-572220	165,000	165,000	-	-	-	-	-	-	
Total Project:	\$ 190,000	\$ 190,000	\$ -	\$ -	\$ -	\$ 6,600,000	\$ -	\$ 6,600,000	

TOTAL TRANSPORTATION FUND	\$ 2,239,045	\$ 2,681,940	\$ -	\$ 2,600,000	\$ -	\$ 6,600,000	\$ -	\$ 9,200,000	
----------------------------------	---------------------	---------------------	-------------	---------------------	-------------	---------------------	-------------	---------------------	--

132 Street Maintenance/Rehabilitation Program Citywide									
Funding Source /Accounting Code(s)	2023 Approved Budget	ITD thru 05/31/2023	2024	2025	2026	2027	2028	Total 24-28	
General Fund 1110-64800-572171	\$ 22,717	\$ 542,921	\$ -	\$ -	\$ -	\$ -	\$ -	\$ -	
Street Imprv. Fund 1150-68510-572220	750,000	613,144	1,000,000	1,000,000	1,000,000	1,000,000	1,000,000	5,000,000	
Total Project:	\$ 772,717	\$ 1,156,065	\$ 1,000,000	\$ 1,000,000	\$ 1,000,000	\$ 1,000,000	\$ 1,000,000	\$ 5,000,000	

133 Kohlers Crossing Rehabilitation (From FM 2770 to IH35Southbound Frontage Road)									
Funding Source /Accounting Code(s)	2023 Approved Budget	ITD thru 05/31/2023	2024	2025	2026	2027	2028	Total 24-28	
Street Imprv. Fund 1150-68511-572220	\$ 2,000,000	\$ 1,209,726	\$ -	\$ -	\$ 2,000,000	\$ -	\$ -	\$ 2,000,000	
Total Project:	\$ 2,000,000	\$ 1,209,726	\$ -	\$ -	\$ 2,000,000	\$ -	\$ -	\$ 2,000,000	

TOTAL STREET IMPROVEMENT FUND	\$ 4,022,700	\$ 1,987,869	\$ 1,000,000	\$ 1,000,000	\$ 3,000,000	\$ 1,000,000	\$ 1,000,000	\$ 7,000,000	
--------------------------------------	---------------------	---------------------	---------------------	---------------------	---------------------	---------------------	---------------------	---------------------	--

PRE-FUNDED AMOUNT	\$ -	\$ -	\$ -	\$ -	\$ -	\$ -	\$ -	\$ -	
--------------------------	-------------	-------------	-------------	-------------	-------------	-------------	-------------	-------------	--

STREET IMPROVEMENT FUND NET OF PRE-FUNDED	\$ 4,022,700	\$ 1,987,869	\$ 1,000,000	\$ 1,000,000	\$ 3,000,000	\$ 1,000,000	\$ 1,000,000	\$ 7,000,000	
--	---------------------	---------------------	---------------------	---------------------	---------------------	---------------------	---------------------	---------------------	--

134 FM 150 Shared Use Path from Lehman Road to SH 21 (20% City Match Required)									
Funding Source /Accounting Code(s)	2023 Approved Budget	ITD thru 05/31/2023	2024	2025	2026	2027	2028	Total 24-28	
TBD Total Project:	\$ -	\$ -	\$ 2,000,000	\$ 12,600,000	\$ 6,600,000			\$ 21,200,000	

135 Plum Creek Trail from Waterleaf (Abundance Lane) to N. Burleson St (20% City Match Required)									
Funding Source /Accounting Code(s)	2023 Approved Budget	ITD thru 05/31/2023	2024	2025	2026	2027	2028	Total 24-28	
TBD Total Project:	\$ -	\$ -	\$ 13,800,000					\$ 13,800,000	

136 FM 1626 Pedestrian Overpass at Union Pacific Railroad Crossing (20% City Match Required)									
Funding Source /Accounting Code(s)	2023 Approved Budget	ITD thru 05/31/2023	2024	2025	2026	2027	2028	Total 24-28	
TBD Total Project:	\$ -	\$ -	\$ 8,500,000					\$ 8,500,000	

TOTAL TXDOT GRANT PROJECTS \$ - \$ - \$ 24,300,000 \$ 12,600,000 \$ 6,600,000 \$ - \$ - \$ 43,500,000

TOTAL ALL FUNDS \$ 161,222,778 \$ 168,561,536 \$ 176,399,855 \$ 138,852,500 \$ 125,492,500 \$ 124,992,500 \$ 116,744,457 \$ 682,481,812



Fee Schedule – Rates, Fees, & Charges

Approved Budget
Fiscal Year 2023-2024

City Council Budget Worksession No. 5

September 19, 2023

City of Kyle, Texas
Schedule of Rates, Fines, Fees, and Charges
Approved Fiscal Year 2023-2024 Budget

Code Section	Dept.	Description	FY 2023 Approved	FY 2024 Approved	\$ Change	% Change
Administrative and General Fees & Charges						
General Administration Fees						
	Admin	Various fees are allowed under the Public Information Act. Charges are dependent on the nature of the request and are outlined by the Attorney General's Public Information Act Handbook.				
	Admin	Returned Check Fee (per check)	\$38.06	\$38.06	\$0.00	0.0%
	Admin	PIA Requests - Black & White Copies (per side of 8 ½ x 11)	\$0.15	\$0.10	\$0.05	-33.3%
	Admin	PIA Requests - Color Copies (per side of 8 ½ x 11)	\$0.65	\$0.10	\$0.55	-84.6%
	Admin	Newspaper Publication Fee	\$190.21	\$190.21	\$0.00	0.0%
	Admin	Electronic Payment Processing Fee (per transaction)	\$2.50	\$2.50	\$0.00	0.0%
	Admin	For all Community Development transactions, an additional fee will be added based on the transaction total	2%	2%	\$0.00	0.0%
Chapter 11. Businesses						
11-99(2)	Admin	Release of a sealed coin-operated machine	\$15.75	\$15.75	\$0.00	0.0%
11-131(d)	Admin	Pool halls license (per table)	\$15.75	\$15.75	\$0.00	0.0%
Art. IX - Taxicabs						
11-311(a)	Admin	Taxicabs - Operating permit (maximum of five years)				
	Admin	First year	\$63.42	\$63.42	\$0.00	0.0%
	Admin	Additional years	\$31.71	\$31.71	\$0.00	0.0%
	Admin	New permit or expansion of number of taxicabs (per year)	\$63.42	\$63.42	\$0.00	0.0%
11-314	Admin	Taxicabs - Replacement permit	\$26.25	\$26.25	\$0.00	0.0%
Building Permit Fees & Charges						
Chapter 8. Building Regulations						
Art. IV - Building Permit Fee Components						
8-99	Building	Valuation of the work is \$500.00 or less, but one or more inspections are required because work includes structural alterations, mechanical system, etc.	\$50.72	\$50.72	\$0.00	0.0%
	Building	Per required inspection	\$57.05	\$57.05	\$0.00	0.0%
8-100	Building	Base permit fees				
	Building	Single-family residential (in square feet)				
	Building	900 or less	\$154.92	\$154.92	\$0.00	0.0%
	Building	901--1,200	\$263.38	\$263.38	\$0.00	0.0%
	Building	1,201--1,500	\$356.32	\$356.32	\$0.00	0.0%
	Building	1,501--2,000	\$449.27	\$449.27	\$0.00	0.0%
	Building	2,001--2,500	\$635.18	\$635.18	\$0.00	0.0%
	Building	2,501--3,000	\$914.11	\$914.11	\$0.00	0.0%
	Building	3,001+	\$1,006.98	\$1,006.98	\$0.00	0.0%
	Building	Per each additional 1,000 square feet or fraction	\$79.24	\$79.24	\$0.00	0.0%
	Building	Base permit fees				
	Building	Commercial and multifamily (in square feet)				
	Building	100 or less	\$148.18	\$148.18	\$0.00	0.0%
	Building	101--500	\$218.71	\$218.71	\$0.00	0.0%

Code Section	Dept.	Description	FY 2023 Approved	FY 2024 Approved	\$ Change	% Change
	Building	501--1,000	\$271.20	\$271.20	\$0.00	0.0%
	Building	1,001--1,500	\$375.10	\$375.10	\$0.00	0.0%
	Building	1,501--2,000	\$473.51	\$473.51	\$0.00	0.0%
	Building	2,001--2,500	\$551.44	\$551.44	\$0.00	0.0%
	Building	2,501--3,000	\$612.94	\$612.94	\$0.00	0.0%
	Building	3,001--3,500	\$674.46	\$674.46	\$0.00	0.0%
	Building	3,501--4,000	\$735.96	\$735.96	\$0.00	0.0%
	Building	4,001--4,500	\$797.47	\$797.47	\$0.00	0.0%
	Building	4,501--5,000	\$858.97	\$858.97	\$0.00	0.0%
	Building	5,001--8,000	\$1,228.06	\$1,228.06	\$0.00	0.0%
	Building	8,001--11,000	\$1,870.51	\$1,870.51	\$0.00	0.0%
	Building	11,001--14,000	\$3,059.74	\$3,059.74	\$0.00	0.0%
	Building	14,001--17,000	\$3,428.80	\$3,428.80	\$0.00	0.0%
	Building	17,001--20,000	\$3,797.88	\$3,797.88	\$0.00	0.0%
	Building	20,001--25,000	\$4,686.37	\$4,686.37	\$0.00	0.0%
	Building	25,001--30,000	\$5,301.49	\$5,301.49	\$0.00	0.0%
	Building	30,001--35,000	\$5,914.71	\$5,914.71	\$0.00	0.0%
	Building	35,001+	\$5,914.71	\$5,914.71	\$0.00	0.0%
	Building	Per each additional 1,000 square feet or fraction	\$152.15	\$152.15	\$0.00	0.0%
8-101	Building	Cost to review such plans				
	Building	Residential percentage of base fee	25%	25%	\$0.00	0.0%
	Building	Multifamily & Commercial percentage of base fee plus rate/hour for hours worked	25% plus \$107.78/hour	25% plus \$107.78/hour	\$0.00	0.0%
8-102	Building	Inspection fees (multiplied by the minimum number of inspections required pursuant to codes)				
	Building	Single and two-family dwelling	\$75.25	\$75.25	\$0.00	0.0%
	Building	Multi-family and commercial	\$91.38	\$91.38	\$0.00	0.0%
	Building	Inspection fee for testing of lead and no direct connection between public drinking water supply and a potential source contamination exists as required by TCEQ	\$57.05	\$57.05	\$0.00	0.0%
	Building	Reinspections				
	Building	Single-family dwellings	\$185.00	\$185.00	\$0.00	0.0%
	Building	Multifamily and commercial	\$222.00	\$222.00	\$0.00	0.0%
	Building	For each inspection requested out of sequence	\$75.25, \$91.38 (as applicable)	\$75.25, \$91.38 (as applicable)	\$0.00	0.0%
8-103	Building	Other building permit fees				
	Building	Moving structures (plus police escort fee)	\$126.79	\$126.79	\$0.00	0.0%
	Building	Demolition permits	\$75.25	\$75.25	\$0.00	0.0%
	Building	For each required demolition inspection	\$75.25	\$75.25	\$0.00	0.0%
	Building	Manufactured or mobile home (if not installed by a registered retailer or installer)/Job Trailer	\$75.25	\$75.25	\$0.00	0.0%
	Building	Per required inspection	\$75.25	\$75.25	\$0.00	0.0%
	Building	Swimming pools and spas (construction or installation)	\$126.79	\$126.79	\$0.00	0.0%
	Building	For each required pool/spa inspection	\$75.25	\$75.25	\$0.00	0.0%
	Building	Irrigation and backflow prevention assembly	\$75.25	\$75.25	\$0.00	0.0%
	Building	For each required inspection	\$75.25	\$75.25	\$0.00	0.0%
	Building	Certain structures with roof	\$75.25	\$75.25	\$0.00	0.0%
	Building	Per each required inspection	\$75.25	\$75.25	\$0.00	0.0%

Code Section	Dept.	Description	FY 2023 Approved	FY 2024 Approved	\$ Change	% Change
	Building	(Construction of porches, patios, decks, carports, storage sheds, etc., under roof and not otherwise permitted)			\$0.00	0.0%
	Building	One and two-family remodeling and alteration inspections, each	\$75.25	\$75.25	\$0.00	0.0%
	Building	(Structural alterations, repairs, and remodeling on all structures, including shell buildings and mobile or manufactured homes, for which a permit is not otherwise required if less than 200 sq. ft.)				
	Building	One and two-family residential per required inspection	\$75.25	\$75.25	\$0.00	0.0%
	Building	Multifamily and commercial per required inspection	\$91.38	\$91.38	\$0.00	0.0%
	Building	Certificate of occupancy fee				
	Building	(If vacant or unused for one year, an inspection will be performed to determine the requirements to bring the building or other structure into compliance with current city ordinances and life, safety and health codes for the intended)				
	Building	Temporary Certificate of Occupancy Fee	N/A	\$750.00 per 30 days	\$750.00 per 30 days	
	Building	One and two-family residential	\$82.41	\$82.41	\$0.00	0.0%
	Building	Multifamily, commercial or industrial	\$95.09	\$95.09	\$0.00	0.0%
	Building	Required inspection time (per hour; one-hour minimum)	\$82.41	\$82.41	\$0.00	0.0%
8-105	Building	Existing buildings and structures				
	Building	One and two-family residential	\$75.25	\$75.25	\$0.00	0.0%
	Building	Multifamily and commercial	\$91.38	\$91.38	\$0.00	0.0%
8-106	Building	Construction in extraterritorial jurisdiction (ETJ)				
	Building	Residential (minimum)	\$75.25	\$75.25	\$0.00	0.0%
	Building	Per inspection required	\$75.25	\$75.25	\$0.00	0.0%
	Building	Commercial Plumbing	\$91.38	\$91.38	\$0.00	0.0%
	Building	Multifamily and commercial per inspection	\$91.38	\$91.38	\$0.00	0.0%
	Building	Food/Beverage Establishment				
	Building	(Food Service, retail food, food processing plant or warehouse) Permit valid from Oct 01 to Sept 30	2 to 5 (\$126.79)	2 to 5 (\$126.79)	\$0.00	0.0%
	Building		7 to 19 (\$190.21)	7 to 19 (\$190.21)	\$0.00	0.0%
	Building		21 plus (\$317.00)	21 plus (\$317.00)	\$0.00	0.0%
	Building	Expired permit late fee	\$63.39	\$63.39	\$0.00	0.0%
	Building	Building administrative fees	\$63.39	\$63.39	\$0.00	0.0%
	Building	Holiday/Weekend Inspection - Commercial Base Fee	\$91.38	\$91.38	\$0.00	0.0%
	Building	Holiday/Weekend Inspection - Residential Base Fee	\$75.25	\$75.25	\$0.00	0.0%
	Building	Holiday/Weekend Inspection - Hourly Rate for Commercial and Residential (One Hour Minimum)	\$75.25	\$75.25	\$0.00	0.0%
	Building	Wireless Network Provider ROW Fees Ord. No. 958				
	Building	Application Fee - for up to 5 network nodes addressed in the same application	\$500.00	\$500.00	\$0.00	0.0%
	Building	Additional Node in same Application	\$250.00	\$250.00	\$0.00	0.0%
	Building	Fee for each Support pole in Application	\$1000.00	\$1000.00	\$0.00	0.0%
	Building	Annual Fee per operation node in public ROW	\$250.00 per year	\$250.00 per year	\$0.00	0.0%
	Building	Annual Service Pole Attachment Fee	\$20.00 per year	\$20.00 per year	\$0.00	0.0%
	Building	Natural Gas Transmission/Hazardous Pipeline Fees				
	Building	Pipeline Permit Application Fee	\$2,500.00	\$2,500.00	\$0.00	0.0%

Code Section	Dept.	Description	FY 2023 Approved	FY 2024 Approved	\$ Change	% Change
	Building	Pipeline Right-of-Way Review & Inspection Fee	5% total construction cost within public ROW or public utility easement	5% total construction cost within public ROW or public utility easement	\$0.00	0.0%
	Building	Pipeline Right-of-Way Annual Use Fee	\$1.80 x number of linear feet of public ROW occupied, subsequent fees due each anniversary of permit	\$1.80 x number of linear feet of public ROW occupied, subsequent fees due each anniversary of permit	\$0.00	0.0%
	Building	Pipeline Information Reporting Fee	\$500.00 due by June 30th	\$500.00 due by June 30th	\$0.00	0.0%
* Fire Department Pass through Fees						
	Building	Plan Review & Initial Inspections				
	Building	New Shell Building Plan	\$150.00	\$150.00	\$0.00	0.0%
	Building	New Building Plan, New Tenant Finish-Out	\$150.00 + \$0.10 per sq. ft.	\$150.00 + \$0.10 per sq. ft.	\$0.00	0.0%
	Building	Building Plan - Remodel of existing tenant space	\$150.00	\$150.00	\$0.00	0.0%
	Building	Administrative Fee	\$63.39	\$63.39	\$0.00	0.0%
	Building	Fire Alarm Systems				
	Building	200 or fewer devices	\$200.00	\$200.00	\$0.00	0.0%
	Building	201 or greater devices	\$200.00 + \$0.50 per device over 200 devices	\$200.00 + \$0.50 per device over 200 devices	\$0.00	0.0%
	Building	Administrative Fee	\$63.39	\$63.39	\$0.00	0.0%
	Building	Fire Sprinkler Automatic Systems:				
	Building	Less than 6,001 sq. ft.	\$500.00	\$500.00	\$0.00	0.0%
	Building	6,001 to 12,000 sq. ft.	\$600.00	\$600.00	\$0.00	0.0%
	Building	Greater than 12,000 sq. ft.	\$600.00 + \$0.01 per sq. ft. over 12,000 (max \$800.00)	\$600.00 + \$0.01 per sq. ft. over 12,000 (max \$800.00)	\$0.00	0.0%
	Building	Automatic Fire Sprinkler System-Remodel	\$150.00	\$150.00	\$0.00	0.0%
	Building	Standpipe Systems	\$300.00 1st System, \$150 ea. additional systems	\$300.00 1st System, \$150 ea. additional systems	\$0.00	0.0%
	Building	Administrative Fee	\$63.39	\$63.39	\$0.00	0.0%
	Building	Fire Re-Inspection /Tests				
	Building	First System Re-Test	\$50.00	\$50.00	\$0.00	0.0%
	Building	Second System Re-Test	\$100.00	\$100.00	\$0.00	0.0%
	Building	Third System Re-Test	\$150.00	\$150.00	\$0.00	0.0%
	Building	Home Foster Care/Adoption	EXEMPT	EXEMPT	\$0.00	0.0%
	Building	Other Fire Related Inspections				
	Building	Above/Underground Storage Tanks	\$200.00	\$200.00	\$0.00	0.0%
	Building	Access Gates	\$100.00	\$100.00	\$0.00	0.0%
	Building	Alternative Fire Suppression Systems (Paint/Spray Booths)	\$150.00	\$150.00	\$0.00	0.0%
	Building	Change of Occupancy Use	\$50.00	\$50.00	\$0.00	0.0%
	Building	Commercial Propane Installations	\$250.00	\$250.00	\$0.00	0.0%
	Building	Daycare Annual Inspection	\$75.00	\$75.00	\$0.00	0.0%
	Building	Healthcare/Assisted Living	\$45.00 + \$15.00 per additional building	\$45.00 + \$15.00 per additional building	\$0.00	0.0%
	Building	Hospitals/Licensed Clinics	\$75.00	\$75.00	\$0.00	0.0%

Code Section	Dept.	Description	FY 2023 Approved	FY 2024 Approved	\$ Change	% Change
	Building	Hydrant Flow Test	\$100.00	\$100.00	\$0.00	0.0%
	Building	Kitchen Vent Hood Suppression System	\$150.00	\$150.00	\$0.00	0.0%
	Building	Administrative Fee	\$63.39	\$63.39	\$0.00	0.0%
Art. V - Mobile Homes, Manufactured Homes and Parks						
8-151	Building	Construction of a permanent residential and/or commercial structure in any mobile home park	\$209.20	\$209.20	\$0.00	0.0%
	Building	Plus per space amount	\$12.68	\$12.68	\$0.00	0.0%
8-152	Building	Mobile home owner's inspection certificate for initial hookup	\$34.89	\$34.89	\$0.00	0.0%
	Building	Reinspection	\$20.95	\$20.95	\$0.00	0.0%
	Building	Mobile home park certificate of inspection	\$69.73	\$69.73	\$0.00	0.0%
	Building	Plus per space amount	\$1.27	\$1.27	\$0.00	0.0%
	Building	Reinspection	\$20.95	\$20.95	\$0.00	0.0%
8-224	Building	Model home permit (for each application or resubmittal rejected application--to occupy)	\$69.73	\$69.73	\$0.00	0.0%
11-168	Building	Itinerant merchant (Solicitor's Permit), itinerant vendor license (per quarter)	\$31.75	\$31.75	\$0.00	0.0%
	Building	Mobile Food Vendor (Cold - per quarter)	\$47.50	\$47.50	\$0.00	0.0%
	Building	Mobile Food Vendor (Hot - per quarter)	\$55.50	\$55.50	\$0.00	0.0%
	Building	Temp Food Vendor (Cold - per month)	\$19.00	\$19.00	\$0.00	0.0%
	Building	Temp Food Vendor (Hot - per month)	\$22.25	\$22.25	\$0.00	0.0%
Chapter 29. Signs						
29-70	Building	Permit fee (based on gross surface area square footage)				
	Building	Up to 40	\$31.70	\$31.70	\$0.00	0.0%
	Building	41 to 60	\$63.39	\$63.39	\$0.00	0.0%
	Building	61 to 120	\$126.79	\$126.79	\$0.00	0.0%
	Building	121 to 200	\$221.80	\$221.80	\$0.00	0.0%
	Building	201 and larger	\$412.06	\$412.06	\$0.00	0.0%
	Building	Contractor Registration Fee (Annual)	\$12.65	\$12.65	\$0.00	0.0%
Court Fines, Fees & Charges						
Chapter 14. Courts						
14-60	Court	Non-standardized sheet size, postal charges	Varies	Varies	\$0.00	0.0%
	Court	All other court fees are established in accordance to C.C.P (Court of Criminal Procedures) Chapter 102, Subchapter C, Article 102.071. http://www.statutes.legis.state.tx.us/Docs/CR/htm/CR.102.htm				
Penalties for Parking Violations - City Ordinance No. 1066, Section 47-203						
	Court	(a) A person who violates a parking regulation set forth in this Chapter shall be liable for a civil penalty according to the penalty schedule set forth in subsection (e) below, subject to increases in the civil penalty as provided in this Chapter up to a maximum penalty of \$200.00; provided that disabled parking violations and parking in front of a fire hydrant which shall be a minimum of \$150.00.				
	Court	(b) Any penalty not paid within 15 days of the date due is subject to an additional fee of 50 percent of the original penalty.				
	Court	(c) In addition to the penalties provided for in subsection (a), a vehicle with three or more unpaid adjudicated parking violations within a calendar year may be either immobilized by the attachment of a vehicle immobilizing device or impounded and towed to a vehicle storage facility at the owner's expense in accordance with the provisions of this article.				
	Court	(d) An administrative fee of \$50.00 to defray the city's costs in administering and enforcing orders pursuant to this article will be charged for each vehicle ordered immobilized or impounded.				
	Court	(e) Civil penalty schedule:				
	Court	(1) Level one violations				
	Court	Parked overtime	\$30.00	\$30.00	\$0.00	0.0%

Code Section	Dept.	Description	FY 2023 Approved	FY 2024 Approved	\$ Change	% Change
	Court	Parked within 20 feet of crosswalk	\$30.00	\$30.00	\$0.00	0.0%
	Court	Wheels over 18 inches from the curb	\$30.00	\$30.00	\$0.00	0.0%
	Court	Parked on wrong side of the street	\$30.00	\$30.00	\$0.00	0.0%
	Court	Parking within four feet of a residential mailbox during prohibited hours	\$30.00	\$30.00	\$0.00	0.0%
	Court	Backed into parking space not designated for back-in parking or parked head-in into a parking space designated for back-in parking	\$30.00	\$30.00	\$0.00	0.0%
	Court	Oversize vehicle in angle parking	\$30.00	\$30.00	\$0.00	0.0%
	Court	Parked for sale or repair	\$30.00	\$30.00	\$0.00	0.0%
	Court	No parking zone	\$30.00	\$30.00	\$0.00	0.0%
	Court	Blocking alley	\$30.00	\$30.00	\$0.00	0.0%
	Court	Blocking crosswalk	\$30.00	\$30.00	\$0.00	0.0%
	Court	Blocking driveway of business or residence	\$30.00	\$30.00	\$0.00	0.0%
	Court	Parked on sidewalk	\$30.00	\$30.00	\$0.00	0.0%
	Court	Double parked	\$30.00	\$30.00	\$0.00	0.0%
	Court	Parked in loading zone	\$30.00	\$30.00	\$0.00	0.0%
	Court	Parked in lane of traffic	\$30.00	\$30.00	\$0.00	0.0%
	Court	Parked in intersection	\$30.00	\$30.00	\$0.00	0.0%
	Court	Large motor vehicle, travel trailer, personal watercraft or boat, either attached or unattached to a motor vehicle on street in a residential area	\$30.00	\$30.00	\$0.00	0.0%
	Court	Commercial vehicle, semi-trailer, pole trailer, construction vehicle or farm equipment on street in residential area	\$30.00	\$30.00	\$0.00	0.0%
	Court	Parked in fire zone	\$30.00	\$30.00	\$0.00	0.0%
	Court	Parked in front or side yard or vacant lot	\$30.00	\$30.00	\$0.00	0.0%
	Court	Parked in a bicycle lane	\$30.00	\$30.00	\$0.00	0.0%
	Court	Parking in violation of a City Code provision regulating parking not otherwise stated here	\$30.00	\$30.00	\$0.00	0.0%
	Court	(2) Level two violations\$150.00			\$0.00	0.0%
	Court	Violations regarding disabled parking	\$150.00	\$150.00	\$0.00	0.0%
	Court	Parking/standing within 15' of a fire hydrant	\$150.00	\$150.00	\$0.00	0.0%
Engineering Services Fees & Charges						
	Engineering	Warrant Fee for any TMUTCD warrant request	\$320.00	\$320.00	\$0.00	0.0%
	Engineering	Encroachment license fee (annual renewal)	TBD	TBD	TBD	TBD
Water & Sewer Impact Fees						
50-259	Engineering	Water & Sewer Impact Fees				
	Engineering	Schedule of Water Impact Fees Per LUE*				
	Engineering	*Refer to Table below for LUE determination				
	Engineering	Current water impact fee would apply to vacant tracts platted prior to 6-20-1987				
	Engineering	Current water impact fee would apply to any net increase in impact fee LUE on prior-assessed land.				
	Engineering	Approved Plat Dates From 6-21-1987 to 6-27-1990	\$1,500.00	\$1,500.00	\$0.00	0.0%
	Engineering	Approved Plat Dates From 6-28-1990 to 2-17-1997	\$841.00	\$841.00	\$0.00	0.0%
	Engineering	Approved Plat Dates From 2-18-1997 to 4-16-2001	\$1,320.00	\$1,320.00	\$0.00	0.0%
	Engineering	Approved Plat Dates From 4-17-2001 to 3-3-2008	\$1,100.00	\$1,100.00	\$0.00	0.0%
	Engineering	Approved Plat Dates From 3-4-2008 to 1-16-2017	\$2,115.00	\$2,115.00	\$0.00	0.0%
	Engineering	Approved Plat Dates From 1-17-2017 to present	\$3,535.00	\$3,535.00	\$0.00	0.0%

Code Section	Dept.	Description	FY 2023 Approved	FY 2024 Approved	\$ Change	% Change
	Engineering	Schedule of Sewer Impact Fees Per LUE*				
	Engineering	*Refer to Table below for LUE determination				
	Engineering	Current sewer impact fee would apply to vacant tracts platted prior to 6-20-1987				
	Engineering	Current sewer impact fee would apply to any net increase in impact fee LUE on prior-assessed land.				
	Engineering	Approved Plat Dates From 6-21-1987 to 6-27-1990	\$1,500.00	\$1,500.00	\$0.00	0.0%
	Engineering	Approved Plat Dates From 6-28-1990 to 2-17-1997	\$1,062.00	\$1,062.00	\$0.00	0.0%
	Engineering	Approved Plat Dates From 2-18-1997 to 4-16-2001	\$1,132.00	\$1,132.00	\$0.00	0.0%
	Engineering	Approved Plat Dates From 4-17-2001 to 3-3-2008	\$1,613.00	\$1,613.00	\$0.00	0.0%
	Engineering	Approved Plat Dates From 3-4-2008 to 1-16-2017	\$2,216.00	\$2,216.00	\$0.00	0.0%
	Engineering	Approved Plat Dates From 1-17-2017 to present	\$2,826.00	\$2,826.00	\$0.00	0.0%

LUE Determination Table

Dept.	Meter Type	Living Unit Equivalents (LUEs)	Min. Expected Flow Rate (gpm)	Max Expected Flow Rate (gpm)
Engineering	3/4" iPERL	1	<35	N/A
Engineering	1"iPERL	2.5	<55	N/A
Engineering	1 1/2" Compound Meter	5	<160	<200
Engineering	1 1/2" Turbo Meter	8	<160	<200
Engineering	2" Compound Meter	8	<160	<200
Engineering	2" Turbo Meter	10	<200	<250
Engineering	3" Compound Meter	16	<400	<500
Engineering	3" Turbo Meter	24	<500	<650
Engineering	4" Compound Meter	25	<800	<1000
Engineering	4" Turbo Meter	42	<1000	<1250
Engineering	6" Compound Meter	50	<1600	<2000
Engineering	6" Turbo Meter	92	<2000	<2500
Engineering	8" Compound Meter	80	<2700	<3400
Engineering	8" Fireline Meter	160	<3500	<4700
Engineering	10" Compound Meter	115	<4000	<5000
Engineering	10" Fireline Meter	250	<5500	<7000

Engineering	Floodplain Development Application Review Fee (Initial Application and Two Reviews)	\$750.00	\$750.00	\$0.00	0%
Engineering	Floodplain Development Application Review Fee (Each Submittal After Third Review)	\$500.00	\$500.00	\$0.00	0%

Library Fines, Fees & Charges

Article V: Ord No: 358 Section 2-465. Library

Library	Printing and Photocopying Fees				
Library	Color Printing (per page)	\$0.65	\$0.65	\$0.00	0.0%
Library	Black/White Printing (per page)	\$0.15	\$0.15	\$0.00	0.0%

Code Section	Dept.	Description	FY 2023 Approved	FY 2024 Approved	\$ Change	% Change
	Library	Photocopying Fee (per page Letter Size if one-sided)	\$0.15	\$0.15	\$0.00	0.0%
	Library	Photocopying Fee (per page Ledger Size if one-sided)	\$0.30	\$0.30	\$0.00	0.0%
	Library	Photocopying Fee (per page Letter Size if double-sided)	\$0.30	\$0.30	\$0.00	0.0%
	Library	Photocopying Fee (per page Ledger Size if double-sided)	\$0.60	\$0.60	\$0.00	0.0%
	Library	Overdue Books/DVDs/VHS Fees				
	Library	Overdue Book (per day) + associated postage costs	\$0.15	\$0.15	\$0.00	0.0%
	Library	Overdue DVD or VHS tape (per day) + associated postage costs	\$0.30	\$0.30	\$0.00	0.0%
	Library	Lost or damaged library item	Cost of item plus any overdue fees	Cost of item plus any overdue fees	\$0.00	0.0%
	Library	Handling fee for lost or damaged library item	\$5.00	\$5.00	\$0.00	0.0%
	Library	Fax Fees				
	Library	Incoming (per page)	\$0.30	\$0.30	\$0.00	0.0%
	Library	Outgoing				
	Library	Up to 5 pages	N/A	N/A	\$0.00	0.0%
	Library	6 – 10 pages	N/A	N/A	\$0.00	0.0%
	Library	11 – 15 pages	N/A	N/A	\$0.00	0.0%
	Library	16 – 20 pages	N/A	N/A	\$0.00	0.0%
	Library	21 – 25 pages	N/A	N/A	\$0.00	0.0%
	Library	Per Set of 1 - 5 Pages	\$2.50	\$2.50	\$0.00	0.0%
	Library	International Fax				
	Library	Up to 5 pages	N/A	N/A	\$0.00	0.0%
	Library	6 – 10 pages	N/A	N/A	\$0.00	0.0%
	Library	11 – 15 pages	N/A	N/A	\$0.00	0.0%
	Library	16 - 20 pages	N/A	N/A	\$0.00	0.0%
	Library	21 - 25 pages	N/A	N/A	\$0.00	0.0%
	Library	Per Set of 1 - 5 Pages	\$5.00	\$5.00	\$0.00	0.0%
	Library	Inter-Library Lending Fee (per book)	\$2.00	\$2.00	\$0.00	0.0%
	Library	Replacement Library Card	\$2.00	\$2.00	\$0.00	0.0%
	Library	Guest Computer Pass	\$1.00	\$1.00	\$0.00	0.0%
	Library	Community Room				
	Library	Burdine and Jack Johnson Wing Meeting Rooms				
	Library	One event (up to 2 hours) free each month.	FREE	FREE	\$0.00	0.0%
	Library	Subsequent hours \$10 per hour	10.00/ hour	10.00/ hour	\$0.00	0.0%
	Library	Cleaning fee - required if food is served	\$100.00	\$100.00	\$0.00	0.0%
Parks and Recreation Fees & Charges						
Chapter 26. Parks and Recreation						
26-146(a)(1)	Parks	Community Rooms - Kyle Resident (per hour)	\$40.00	\$40.00	\$0.00	0.0%
	Parks	Community Rooms - Kyle Resident (per day)	\$200.00	\$200.00	\$0.00	0.0%
	Parks	Community Rooms - Non-Kyle Resident (per hour)	\$80.00	\$80.00	\$0.00	0.0%
	Parks	Community Rooms - Non-Kyle Resident (per day)	\$400.00	\$400.00	\$0.00	0.0%
26-146(a)(3)	Parks	Gazebo-City Square Park - Kyle Resident (per hour)	\$20.00	\$20.00	\$0.00	0.0%
	Parks	Gazebo-City Square Park - Non-Kyle Resident (per hour)	\$40.00	\$40.00	\$0.00	0.0%
	Parks	Krug Activity Center - Kyle Resident (10% Discount for KASZ Members) (per hour)	\$120.00	\$130.00	\$10.00	8.3%
	Parks	Krug Activity Center - Kyle Resident (10% Discount for KASZ Members) (per day)	\$600.00	\$610.00	\$10.00	1.7%

Code Section	Dept.	Description	FY 2023 Approved	FY 2024 Approved	\$ Change	% Change
	Parks	Krug Activity Center - Non- Kyle Resident (10% Discount for KASZ Members) (per hour)	\$240.00	\$250.00	\$10.00	4.2%
	Parks	Krug Activity Center - Non- Kyle Resident (10% Discount for KASZ Members) (per day)	\$1,200.00	\$1,300.00	\$100.00	8.3%
	Parks	Ash Pavilion - Kyle Resident (per hour)	\$120.00	\$120.00	\$0.00	0.0%
	Parks	Ash Pavilion - Kyle Resident (per day)	\$600.00	\$600.00	\$0.00	0.0%
	Parks	Ash Pavilion - Non- Kyle Resident (per hour)	\$240.00	\$240.00	\$0.00	0.0%
	Parks	Ash Pavilion - Non- Kyle Resident (per day)	\$1,200.00	\$1,200.00	\$0.00	0.0%
26-146(a)(4)	Parks	Sports Field - Kyle Resident			\$0.00	0.0%
	Parks	Without lights (per hour)	\$20.00	\$20.00	\$0.00	0.0%
	Parks	With lights (per hour)	\$40.00	\$40.00	\$0.00	0.0%
26-146(a)(4)	Parks	Sports Field - Non-Kyle Resident			\$0.00	0%
	Parks	Without lights (per hour)	\$40.00	\$40.00	\$0.00	0.0%
	Parks	With lights (per hour)	\$80.00	\$80.00	\$0.00	0.0%
26-146(a)(5)	Parks	Concession Sales – Kyle Resident (per hour)	\$20.00	\$20.00	\$0.00	0.0%
26-146(a)(5)	Parks	Concession Sales – Non Kyle Resident (per hour)	\$40.00	\$40.00	\$0.00	0.0%
	Parks	Food Truck Permit (Per Month)	\$60.00	\$60.00	\$0.00	0.0%
26-146(a)(6)	Parks	Covered Pavilion – Kyle Resident (per hour)	\$30.00	\$30.00	\$0.00	0.0%
26-146(a)(6)	Parks	Covered Pavilion – Non Kyle Resident (per hour)	\$60.00	\$60.00	\$0.00	0.0%
	Parks	Barricade Use Fee (per barricade)	\$15.00	\$15.00	\$0.00	0.0%
26-146(a)(7)	Parks	Portable Table Rentals in all parks and pool (per day)	\$13.00	\$13.00	\$0.00	0.0%
26-146(a)(8)	Parks	Tournament Rental (Sports Complex at Gregg-Clarke Park Includes Fields # 1 - # 4) (per day)	\$600.00	\$600.00	\$0.00	0.0%
26-146(a)(9)	Parks	Banner Ads at Gregg-Clarke Park (annual per square foot - based on location)	\$5.00 - \$15.00	\$5.00 - \$15.00	\$0.00	0.0%
	Parks	Private Event Rental Clean-Up Deposit (only \$100 is refundable)	\$125.00 plus add'l expenses incurred over deposit	\$125.00 plus add'l expenses incurred over deposit	\$0.00	0.0%
	Parks	Special Event Rental Clean-Up Deposit (only \$500 is refundable)	\$505.00 plus add'l expenses incurred over deposit	\$505.00 plus add'l expenses incurred over deposit	\$0.00	0.0%
26-146(a)(8)	Parks	Swimming Pool				
	Parks	Open Swim Fees				
	Parks	Kyle residents				
	Parks	Ages 3 and under	N/A	N/A	\$0.00	0.0%
	Parks	Ages 4 - 12	\$1.00	\$1.00	\$0.00	0.0%
	Parks	Ages 13 - 17	\$2.00	\$2.00	\$0.00	0.0%
	Parks	Ages 18 - 54	\$3.50	\$3.50	\$0.00	0.0%
	Parks	Ages 55 and above	\$1.00	\$1.00	\$0.00	0.0%
	Parks	Non-Kyle residents (ages 4 and above)	\$5.00	\$5.00	\$0.00	0.0%
	Parks	Season Pass				
	Parks	Kyle residents				
	Parks	Ages 3 and under	N/A	N/A	\$0.00	0.0%
	Parks	Ages 4 - 12	\$26.00	\$26.00	\$0.00	0.0%
	Parks	Ages 13 - 17	\$52.00	\$52.00	\$0.00	0.0%
	Parks	Ages 18- 54	\$91.00	\$91.00	\$0.00	0.0%
	Parks	Ages 55 and above	\$26.00	\$26.00	\$0.00	0.0%

Code Section	Dept.	Description	FY 2023 Approved	FY 2024 Approved	\$ Change	% Change
	Parks	Family of five (additional family member(s) must purchase pass in their age group)	\$160.00	\$160.00	\$0.00	0.0%
	Parks	Non-Kyle residents				
	Parks	Ages 3 and under	N/A	N/A	\$0.00	0.0%
	Parks	Ages 4 - 12	\$130.00	\$130.00	\$0.00	0.0%
	Parks	Ages 13 - 17	\$130.00	\$130.00	\$0.00	0.0%
	Parks	Ages 18 - 54	\$130.00	\$130.00	\$0.00	0.0%
	Parks	Ages 55 and above	\$130.00	\$130.00	\$0.00	0.0%
	Parks	Family of five (additional family member must purchase pass in their age group)	\$400.00	\$400.00	\$0.00	0.0%
	Parks	Private rental of Kyle Pool, includes lifeguards (two-hour minimum; cost depends on number of guests/swimmers); Kyle Resident or Non-Resident	\$65.00 - \$300.00/Hour	\$65.00 - \$300.00/Hour	\$0.00	0.0%
	Parks	Pool Rental Add On (Volleyball Net & Basketball Goal)	N/A	\$45.00	\$45.00	
	Parks	Swim Lessons (Kyle Resident and Non-Resident)				
	Parks	Group Swim Lessons (per session)	\$56.00	\$56.00	\$0.00	0.0%
	Parks	Preschool Swim Lessons (per session)	\$50.00	\$50.00	\$0.00	0.0%
	Parks	Private Swim Lessons (per session)	\$82.00	\$82.00	\$0.00	0.0%
	Parks	Parent-Tot Swim Lessons (per session)	\$56.00	\$56.00	\$0.00	0.0%
	Parks	Swim Team	\$160.00	\$160.00	\$0.00	0.0%
26-146(b)	Parks	PARD Programs				
	Parks	Polar Bear Swim (per person)	\$15.00 - \$26.00	\$20.00 - \$30.00	Varies	Varies
	Parks	Sports Leagues (per person)	\$25.00 - \$125.00	\$25.00 - \$125.00	\$0.00	0.0%
	Parks	Hooked on Fishing Programs (per person)	\$25.00 - \$75.00	\$25.00 - \$75.00	\$0.00	0.0%
	Parks	Safety Training Programs	\$10.00 - \$250.00	\$10.00 - \$250.00	\$0.00	0.0%
	Parks	Family Fun Ride	\$5.00 - \$15.00	\$5.00 - \$15.00	\$0.00	0.0%
	Parks	Summer Youth Camps - Registration	\$32.00	\$40.00	\$8.00	25.0%
	Parks	Summer Youth Camps - Per week, per child	120.00-150.00	120.00-200.00	Varies	Varies
	Parks	Family Campout	\$126.00/family of 4 plus \$26.00 per each additional person	\$126.00/family of 4 plus \$26.00 per each additional person	\$0.00	0.0%
	Parks	Recreation Contract Programs	Refer to contract for rates and commission	Refer to contract for rates and commission	\$0.00	0.0%
	Parks	Teen Nights	\$2 - \$15/person	\$2 - \$15/person	\$0.00	0.0%
	Parks	July 4th Fireworks - Sponsor Fees (depends on donation amount)	\$1.00 - \$10,000.00	\$1.00 - \$10,000.00	\$0.00	0.0%
	Parks	Movies in the Park - Sponsor Fees (depends on donation amount)	\$1.00 - \$10,000.00	\$1.00 - \$10,000.00	\$0.00	0.0%
	Parks	Hooked on Fishing - Sponsor Fees (depends on donation amount)	\$1.00 - \$10,000.00	\$1.00 - \$10,000.00	\$0.00	0.0%
	Parks	Office Point of Purchase Sales (varies based on product)	\$1.00 - \$50.00	\$1.00 - \$50.00	\$0.00	0.0%
	Parks	PARD Events (Market Days, Easter, Halloween, Santa, etc.)				
	Parks	Booth Spaces	\$35.00 - \$120.00	\$35.00 - \$200.00	Varies	Varies
	Parks	10x10 Booth Space For-Profit	N/A	\$35.00 - \$50.00	Varies	Varies
	Parks	10x10 Booth Space Non-Profit	N/A	\$20.00 - \$40.00	Varies	Varies
	Parks	Food Vendor	N/A	\$50.00 - \$250.00	Varies	Varies
	Parks	Sponsorships (depends on donation amount)	\$1.00 - \$10,000.00	\$1.00 - \$10,000.00	\$0.00	0.0%
	Parks	Texas Hunting and Fishing Licenses	Rates Vary - Set by State of Texas	Discontinued		

Code Section	Dept.	Description	FY 2023 Approved	FY 2024 Approved	\$ Change	% Change
City of Kyle Employee Discounts						
Discounts may be offered to employees and their immediate family under the terms and conditions in the currently adopted in the City of Kyle Personnel Policy, Article 10. Benefits; Section 10.09 Wellness Program; Subsection						
Chapter 41. Subdivisions						
41-147(b)	Parks	Park Land Fee - Land	\$750.00 per dwelling unit	\$750.00 per dwelling unit	\$0.00	0.0%
	Parks	Park Development Fee - Improvements/Facilities	\$750.00 per dwelling unit	\$750.00 per dwelling unit	\$0.00	0.0%
Special Events Fees & Charges						
	Parks	Pie In the Sky Daily Fee	\$10.00	\$10.00	\$0.00	0.0%
		Weekend Pass (Friday & Saturday)	\$30.00	\$15.00	\$15.00	-50.0%
		Sponsorships - Ranges From \$200 to \$15,000	\$500.00-\$15,000.00	\$200.00-\$15,000.00	\$0.00	0.00%
		VIP Ticket Sales	\$5.00-\$100.00	\$25.00-\$100.00	\$0.00	0.00%
		Vendor Fees	\$100.00-\$1000.00	\$100.00-\$1000.00	\$0.00	0.00%
	Parks	Kyle Fair				
		BBQ Competition Registration Fees - Ranges from \$15.00-\$800.00	\$15.00 - \$800.00	\$15.00 - \$800.00	\$0.00	0.0%
		Vendor Fees - Ranges from \$100.00-\$800.00	\$100.00 - \$800.00	\$100.00 - \$800.00	\$0.00	0.0%
		Sponsorships - Ranges from \$200.00-\$15,000	\$200.00 - \$15,000	\$200.00 - \$15,000	\$0.00	0.0%
		VIP (Parking and VIP Tent)	N/A	\$25-\$100	\$0.00	0.0%
Police, Animal Control, and Code Enforcement Fines, Fees & Charges						
Chapter 5. Animals						
5-156(d)	Police	Adoption of animals from shelter	\$95.08	\$95.08	\$0.00	0.0%
5-184	Police	Failure of a dog or cat to wear a vaccination tag	\$25.36	\$25.36	\$0.00	0.0%
5-185	Police	Annual Animal License Fee - Unneutered dog or cat	\$10.50	\$10.50	\$0.00	0.0%
	Police	Annual Animal License Fee - Neutered dog or cat	\$5.25	\$5.25	\$0.00	0.0%
	Police	Annual Animal License Fee - Other animals	\$5.25	\$5.25	\$0.00	0.0%
5-213(a)	Police	Commercial animal enterprises and multiple animal ownership				
	Police	Circus or zoo	\$633.94	\$633.94	\$0.00	0.0%
	Police	Commercial Animal Enterprise	\$126.79	\$126.79	\$0.00	0.0%
	Police	Multiple Animal Owner	\$63.39	\$63.39	\$0.00	0.0%
	Police	Guard dog	\$63.39	\$63.39	\$0.00	0.0%
	Police	Annual renewal Fee For All	\$63.39	\$63.39	\$0.00	0.0%
5-9 (all fees)	Police	Impoundment Fee (Per Animal Captured) - San Marcos Animal Shelter				
	Police	Unneutered Dog or Cat - First Time	\$21.74	\$21.74	\$0.00	0.0%
	Police	Second Time	\$36.23	\$36.23	\$0.00	0.0%
	Police	Third Time	\$72.45	\$72.45	\$0.00	0.0%
	Police	Neutered Dog or Cat - First Time	\$21.74	\$21.74	\$0.00	0.0%
	Police	Second Time	\$36.23	\$36.23	\$0.00	0.0%
	Police	Third Time	\$72.45	\$72.45	\$0.00	0.0%
	Police	Fowl or Other Small Animal - First Time	\$21.74	\$21.74	\$0.00	0.0%
	Police	Second Time	\$36.23	\$36.23	\$0.00	0.0%
	Police	Third Time	\$72.45	\$72.45	\$0.00	0.0%
	Police	Livestock - First Time	\$60.38	\$60.38	\$0.00	0.0%
	Police	Second Time	\$241.50	\$241.50	\$0.00	0.0%

Code Section	Dept.	Description	FY 2023 Approved	FY 2024 Approved	\$ Change	% Change
	Police	Third Time	\$422.63	\$422.63	\$0.00	0.0%
	Police	Zoological and/or Circus Animal - First Time	\$120.75	\$120.75	\$0.00	0.0%
	Police	Second Time	\$241.50	\$241.50	\$0.00	0.0%
	Police	Third Time	\$603.75	\$603.75	\$0.00	0.0%
	Police	More than four violations by any pet or combination thereof owned by the same person in three years or less shall be a flat fee for each impoundment thereafter.	\$603.75	\$603.75	\$0.00	0.0%
11-285	Police	Vehicles released during hours other than normal business	\$25.36	\$25.36	\$0.00	0.0%
	Police	Annual Wrecker Application Fee	\$250.00	\$250.00	\$0.00	0.0%
	Police	Licensed Vehicle Storage Facility Lien Foreclosure - Title 7, Subchapter H, chapter 683, mandated by State of Texas	\$10.00	\$10.00	\$0.00	0.0%
23-241(b)	Police	Abandoned motor vehicles (garage keepers report)	\$12.68	\$12.68	\$0.00	0.0%
	Police	Crash Report Fee - Requested Online (per report)	\$6.00	\$6.00	\$0.00	0.0%
	Police	Crash Report Fee - Requested at PD (per report)	\$6.00	\$6.00	\$0.00	0.0%
	Police	PD Certification of Crash Report (per report; in addition to Crash Report Fee)	\$2.00	\$2.00	\$0.00	0.0%
	Police	Local Background / Police Clearance Letter	\$10.00	\$10.00	\$0.00	0.0%
	Police	Alarm Permit - Residential	\$0.00	\$0.00	\$0.00	0.0%
	Police	Alarm Permit - Commercial/Other than Residential	\$0.00	\$0.00	\$0.00	0.0%
	Police	False Alarm Fee (Per Incident) - Number of violations is calculated over a rolling 12-month period				
		3 or Less	\$0.00	\$0.00	\$0.00	0.0%
		4 - 5	\$0.00	\$0.00	\$0.00	0.0%
		6 - 7	\$0.00	\$0.00	\$0.00	0.0%
		8 or More	\$0.00	\$0.00	\$0.00	0.0%
23.279	Police	Mass Gathering Fees				
		Permit Fee	\$300.00	\$300.00	\$0.00	0.0%
		Inspection Fee	Actual costs	Actual costs	\$0.00	0.0%
	Police	All other police department fees are established in accordance to the AG Charge Schedule authorized by the Texas Administrative Code, Title 1, Part 3, Chapter 70, Rule Section 70.3.				
47.4	Police	Golf Cart Permit Fee	\$20.00	\$20.00	\$0.00	0.0%
	Police	Vehicle Cost Recovery Fee				
		Mobile/ Patrol Use	\$ 10.00 per hour	\$ 10.00 per hour	\$0.00	0.0%
		Stationary Use	\$ 5.00 per hour	\$ 5.00 per hour	\$0.00	0.0%
		Presence Only	\$ 0.00 per hour	\$ 0.00 per hour	\$0.00	0.0%
	Police	Commercial Motor Vehicle Weight Enforcement, mandated by State of Texas	Per State Law	Per State Law	Per State Law	Per State Law
Planning and Zoning Fees & Charges						
Subdivision Plats						
	Planning	PID Application Fee	\$15,000.00	\$15,000.00	\$0.00	0.0%
8-109	Planning	Short form plat - Base	\$453.29	\$453.29	\$0.00	0.0%
8-115	Planning	Short form plat - + Per Lot Fee	\$6.04	\$6.04	\$0.00	0.0%
	Planning	Concept Plan - Base	\$1,110.91	\$1,110.91	\$0.00	0.0%
	Planning	Concept Plan - + Per Acre Fee	\$18.11	\$18.11	\$0.00	0.0%
8-110	Planning	Preliminary plan - Base	\$1,002.58	\$1,002.58	\$0.00	0.0%
	Planning	Preliminary plan - + Per Lot Fee	\$6.04	\$6.04	\$0.00	0.0%
8-111	Planning	Final plat - Base	\$1,142.76	\$1,142.76	\$0.00	0.0%
	Planning	Final plat - + Per Acre Fee	\$18.11	\$18.11	\$0.00	0.0%

Code Section	Dept.	Description	FY 2023 Approved	FY 2024 Approved	\$ Change	% Change	
8-112	Planning	Site development - Base	\$1,631.78	\$1,631.78	\$0.00	0.0%	
	Planning	Site development - + Per Acre Fee	\$90.56	\$90.56	\$0.00	0.0%	
	Planning	Small Site Development	\$894.47	\$894.47	\$0.00	0.0%	
8-113	Planning	Engineer review fee (total amount billed to city, plus ten percent)	Varies	Varies	\$0.00	0.0%	
8-114	Planning	Plat vacation (plus all estimated county recording fees)	\$310.24	\$310.24	\$0.00	0.0%	
8-116	Planning	Subdivision variance request (in advance for each variance requested)	\$564.53	\$564.53	\$0.00	0.0%	
8-117	Planning	Construction inspection (total amount deposited prior to start of construction) *For construction of all streets, water, wastewater, drainage and other infrastructure required to be constructed for the approval and final acceptance of any subdivision or section thereof shall be paid, together with all other applicable fees and charges	2% of estimated cost	Discontinued			
	Planning	Construction Plan Review Application Fee	N/A	Base Fee = \$5,000.00 + \$900.00 Per Acre			
	Planning	Construction Inspection Fee	N/A	\$1,200.00 Per Acre			
8-118	Planning	Zoning change and variances - Base	\$428.06	\$428.06	\$0.00	0.0%	
	Planning	Zoning change and variances - + Per Acre Fee	\$3.62	\$3.62	\$0.00	0.0%	
	Planning	Plum Creek PUD Substantial Amendment	\$407.68+\$3.45 per acre + newspaper notification fee	\$407.68+\$3.45 per acre + newspaper notification fee	\$0.00	0.0%	
	Planning	Plum Creek PUD Minor Amendment	\$200.00	\$200.00	\$0.00	0.0%	
	Planning	Each applicant requested postponement of zoning request	\$69.72	\$69.72	\$0.00	0.0%	
	Planning	Zoning Verification Letter	\$63.42	\$63.42	\$0.00	0.0%	
	Planning	Public Improvement Construction Plan Review + 1.5% of value of improvements	\$1,838.52	Discontinued			
	Planning	Tree Replacement Fee (Fee is applicable when no additional replacement trees can fit on the development site)	N/A	\$300.00 per caliper inch removed, up to \$2,000.00 per all single family and duplex dwelling unit.			
	Planning	Development Agreement Fee	N/A	\$3,000.00 base fee + \$10,000.00 deposit for Legal Review (additional required if exceeded) + \$1,500.00 per amended development agreement			
	Planning	Adjacent Lane Mile Fee					
			A	B	C	D	E
			Land Use Category	Trips per Day	Cost Multiplier	No. Of DUs	GFA*/1,000
		1	Single-Family Detached	9.52	\$ 129.00		
		2	Single-Family Attached	5.81	\$ 65.00		
		3	Multifamily	6.65	\$ 81.00		
		4	Office	11.03	\$ 112.00		
		5	Detached	11.03	\$ 112.00		

Code Section	Dept.	Description	FY 2023 Approved	FY 2024 Approved	\$ Change	% Change	
		5 Retail	44.32	\$ 34.00			
		6 Shopping Center	42.7	\$ 40.00			
		7 Warehouse/Storage	3.56	\$ 129.00			
		8 Manufacturing	3.82	\$ 118.00			
		9 Industrial	6.97	\$ 71.00			
		10 Institutional	12.7	\$ 51.00			
		<p>Table Notes: Residential uses (rows 1,2, and 3) are computed by multiplying columns B, C, and D. Commercial uses (rows 4-10) are computed by multiplying columns B, C, and E. Mixed use and multi-use projects will be assigned their fees cumulatively, based on the percentage of each land use on the subject parcel.</p> <p>Please reference Sec. 41-137(p) for additional details relating to the Adjacent Lane Mile fee</p>					
	Planning	Requested Code Amendment		\$200 (plus newspaper notification fee)	\$200 (plus newspaper notification fee)	N/A	N/A
	Planning	Voluntary Annexation		\$850 (plus newspaper notification fee)	\$850 (plus newspaper notification fee)	N/A	N/A
	Planning	Newspaper notification fee		\$190.21	\$190.21	\$0.00	0.0%
	Planning	Fire Department Preliminary, Final, & Plat Plan Review Fee		\$150.00	\$150.00	\$0.00	0.0%
	Planning	Fire Department Site Plan Review Fee		\$200.00	\$200.00	\$0.00	0.0%
Chapter 53. Zoning							
53-639	Planning	Recreational vehicle park district (annual park license)					
	Planning	First ten lots		\$126.79	\$126.79	\$0.00	0.0%
	Planning	Per each additional lot		\$6.34	\$6.34	\$0.00	0.0%
53-895	Planning	Application for conditional use permit		\$190.21	\$190.21	\$0.00	0.0%
	Planning	Plus per acre		\$3.78	\$3.78	\$0.00	0.0%
	Planning	Maps for sale (fees)					
	Planning	Tabloid size (11" x 17")		\$5.00	\$5.00	\$0.00	0.0%
	Planning	Arch. C-Size (24" x 36")		\$15.00	\$15.00	\$0.00	0.0%
	Planning	Custom (formula: \$25.00 base + \$25.00 per hr.)		Variable price	Variable price	\$0.00	0.0%
	Planning	Development Review Fee - at time of review request		\$850.00	\$850.00	\$0.00	0.0%
	Planning	Signage for sites undergoing a land entitlement process		\$127.00	\$127.00	\$0.00	0.0%
Public Works Fees & Charges							
Chapter 38. Streets, Sidewalks and Other Public Places							
38-139	Public Works	Construction permit (alteration in right-of-way)		\$316.97	\$316.97	\$0.00	0.0%
	Public Works	Plus any engineering fees incurred					
	Public Works	Per month of duration of permit		\$63.39	\$63.39	\$0.00	0.0%
38-140	Public Works	Excavation permit (alteration in right-of-way)		\$316.97	\$316.97	\$0.00	0.0%
	Public Works	Plus any engineering fees incurred					
	Public Works	Per month of duration of permit		\$63.39	\$63.39	\$0.00	0.0%
38-144	Public Works	Certificate of occupation per year and per linear foot (permanent structure in right-of-way)		\$15.75/linear foot	\$15.75/linear foot	\$0.00	0.0%

Code Section	Dept.	Description	FY 2023 Approved	FY 2024 Approved	\$ Change	% Change
38-145	Public Works	Temporary obstruction or occupation of the right-of-way	\$157.50	\$157.50	\$0.00	0.0%
38-153	Public Works	Appeal from permit revocation or other action	\$157.50	\$157.50	\$0.00	0.0%
	Public Works	Small Cell Node Network (in ROW)	\$500.00 up to 5 nodes + \$250 for each additional node in same application and a fee of \$1,000.00 for each support node	\$500.00 up to 5 nodes + \$250 for each additional node in same application and a fee of \$1,000.00 for each support node	\$0.00	0.0%
	Public Works	Backflow Prevention Assembly Tester (BPAT) Annual Registration Fee (Non-Refundable)	N/A	\$100.00	\$100.00	
	Public Works	Backflow Assembly Testing Fee (Per Test)	N/A	\$40.00	\$40.00	
Chapter 50. Utilities						
50-20(a)	Public Works	Water and sewer system tap fees				
	Public Works	Water tap				
	Public Works	Inside city	\$217.35 + Cost	\$217.35 + Cost	\$0.00	0.0%
	Public Works	Outside city	\$274.68 + Cost	\$274.68 + Cost	\$0.00	0.0%
	Public Works	Sewer tap				
	Public Works	Inside city	\$217.35 + Cost	\$217.35 + Cost	\$0.00	0.0%
	Public Works	Outside city	\$274.68 + Cost	\$274.68 + Cost	\$0.00	0.0%
	Public Works	Water Flow Tests	\$60.38	\$60.38	\$0.00	0.0%
	Public Works	Water Bac-T (Bacteria) Samples -First Sample	\$60.38	\$60.38	\$0.00	0.0%
	Public Works	Water Bac-T (Bacteria) -Each Additional Sample	\$25.00	\$25.00	\$0.00	0.0%
Art. V - Industrial Waste						
50-211(d)	Public Works	Tests for waste of abnormal strength	\$6.35	\$6.35	\$0.00	0.0%
Utility Billing Rates, Fees & Charges						
50-21	Utility Billing	Service Connection Fee				
	Utility Billing	Water, sewer, and trash customers	\$63.39	\$63.39	\$0.00	0.0%
	Utility Billing	Wastewater customers only-service charge	\$31.70	\$31.70	\$0.00	0.0%
	Utility Billing	Refuse customers only - service charge	\$31.70	\$31.70	\$0.00	0.0%
	Utility Billing	Emergency shut off fee	\$63.39	\$63.39	\$0.00	0.0%
	Utility Billing	After hours turn on fee	\$63.39	\$63.39	\$0.00	0.0%
	Utility Billing	Trip Charge When Water Meter Box is Not Ready for Water Meter Installation	N/A	\$150 per trip	\$150.00	
	Utility Billing	Meter Test (3rd Party)			\$0.00	0.0%
	Utility Billing	Residential meter	\$120.45	\$120.45	\$0.00	0.0%
	Utility Billing	Commercial meter	\$221.88	\$221.88	\$0.00	0.0%
	Utility Billing	Meter tampering fee	\$633.94 + Possible Fine	\$633.94 + Possible Fine	\$0.00	0.0%
	Utility Billing	Late payment penalty	10% of outstanding balance	10% of outstanding balance	\$0.00	0.0%
50-22	Utility Billing	Deposit for water, sewer and trash collection services (per LUE)	\$95.09	\$95.09	\$0.00	0.0%

Code Section	Dept.	Description	FY 2023 Approved	FY 2024 Approved	\$ Change	% Change
	Utility Billing	Deposit for sewer and trash collection services only (per LUE)	\$63.39	\$63.39	\$0.00	0.0%
	Utility Billing	Deposit for Refuse Service Only	\$31.70	\$31.70	\$0.00	0.0%
	Utility Billing	Fire Hydrant Deposit	\$1,449.00	\$1,449.00	\$0.00	0.0%
	Utility Billing	Fire Hydrant Minimum Charge (monthly)	\$166.10	\$166.10	\$0.00	0.0%
	Utility Billing	Delinquent Billing Fee (Disconnect/Reconnect)				
	Utility Billing	Within corporate limits of the city	\$55.13	\$55.13	\$0.00	0.0%
	Utility Billing	Outside corporate limits of the city	\$76.07	\$76.07	\$0.00	0.0%
	Utility Billing	Additional deposit may be required (calculated)				
	Utility Billing	Monarch Water Disconnection Fee	\$75.00	\$75.00	\$0.00	0.0%
	Utility Billing	Turn On/ Transfer of service fee (within the city)	\$38.04	\$38.04	\$0.00	0.0%
	Utility Billing	Cost of Meter (initial install of meter - actual City cost plus ten percent)	Varies	Varies	N/A	N/A
	Utility Billing	Service Charge for Inspection Turn On	\$72.45	\$72.45	\$0.00	0.0%
50-23	Utility Billing	Water Minimum Charge (monthly)				
	Utility Billing	Inside city				
	Utility Billing	Single-family residential				
	Utility Billing	5/8 and 3/4 inch	\$38.75	\$38.75	\$0.00	0.0%
	Utility Billing	1-inch	\$58.10	\$58.10	\$0.00	0.0%
	Utility Billing	1 1/2-inch	\$96.82	\$96.82	\$0.00	0.0%
	Utility Billing	2-inch	\$193.67	\$193.67	\$0.00	0.0%
	Utility Billing	3-inch	\$309.86	\$309.86	\$0.00	0.0%
	Utility Billing	4-inch	\$619.73	\$619.73	\$0.00	0.0%
	Utility Billing	6-inch	\$968.33	\$968.33	\$0.00	0.0%
	Utility Billing	8-inch	\$1,936.64	\$1,936.64	\$0.00	0.0%
	Utility Billing	10-inch	N/A	\$9,687.50	\$9687.50	
	Utility Billing	Multifamily residential				
	Utility Billing	5/8 and 3/4 inch	\$38.75	\$38.75	\$0.00	0.0%
	Utility Billing	1-inch	\$58.10	\$58.10	\$0.00	0.0%
	Utility Billing	1 1/2-inch	\$96.82	\$96.82	\$0.00	0.0%
	Utility Billing	2-inch	\$193.67	\$193.67	\$0.00	0.0%
	Utility Billing	3-inch	\$309.86	\$309.86	\$0.00	0.0%
	Utility Billing	4-inch	\$619.73	\$619.73	\$0.00	0.0%
	Utility Billing	6-inch	\$968.33	\$968.33	\$0.00	0.0%
	Utility Billing	8-inch	\$1,936.64	\$1,936.64	\$0.00	0.0%
	Utility Billing	10-inch	N/A	\$9,687.50	\$9687.50	
	Utility Billing	Commercial				
	Utility Billing	5/8 and 3/4 inch	\$38.75	\$38.75	\$0.00	0.0%
	Utility Billing	1-inch	\$58.10	\$58.10	\$0.00	0.0%
	Utility Billing	1 1/2-inch	\$96.82	\$96.82	\$0.00	0.0%
	Utility Billing	2-inch	\$193.67	\$193.67	\$0.00	0.0%
	Utility Billing	3-inch	\$309.86	\$309.86	\$0.00	0.0%
	Utility Billing	4-inch	\$619.73	\$619.73	\$0.00	0.0%
	Utility Billing	6-inch	\$968.33	\$968.33	\$0.00	0.0%
	Utility Billing	8-inch	\$1,936.64	\$1,936.64	\$0.00	0.0%
	Utility Billing	10-inch	N/A	\$9,687.50	\$9687.50	
	Utility Billing	Irrigation				
	Utility Billing	5/8 and 3/4 inch	\$38.75	\$38.75	\$0.00	0.0%
	Utility Billing	1-inch	\$58.10	\$58.10	\$0.00	0.0%

Code Section	Dept.	Description	FY 2023 Approved	FY 2024 Approved	\$ Change	% Change
	Utility Billing	1 1/2-inch	\$96.82	\$96.82	\$0.00	0.0%
	Utility Billing	2-inch	\$193.67	\$193.67	\$0.00	0.0%
	Utility Billing	3-inch	\$309.86	\$309.86	\$0.00	0.0%
	Utility Billing	4-inch	\$619.73	\$619.73	\$0.00	0.0%
	Utility Billing	6-inch	\$968.33	\$968.33	\$0.00	0.0%
	Utility Billing	8-inch	\$1,936.64	\$1,936.64	\$0.00	0.0%
	Utility Billing	10-inch	N/A	\$9,687.50	\$0.00	
	Utility Billing	Water Minimum Charge (monthly)				
	Utility Billing	Outside City				
	Utility Billing	Single-family residential				
	Utility Billing	5/8 and 3/4 inch	\$52.13	\$52.13	\$0.00	0.0%
	Utility Billing	1-inch	\$78.21	\$78.21	\$0.00	0.0%
	Utility Billing	1 1/2-inch	\$130.36	\$130.36	\$0.00	0.0%
	Utility Billing	2-inch	\$260.71	\$260.71	\$0.00	0.0%
	Utility Billing	3-inch	\$417.12	\$417.12	\$0.00	0.0%
	Utility Billing	4-inch	\$834.24	\$834.24	\$0.00	0.0%
	Utility Billing	6-inch	\$1,303.51	\$1,303.51	\$0.00	0.0%
	Utility Billing	8-inch	\$2,607.02	\$2,607.02	\$0.00	0.0%
	Utility Billing	Multifamily residential				
	Utility Billing	5/8 and 3/4 inch	\$52.13	\$52.13	\$0.00	0.0%
	Utility Billing	1-inch	\$78.21	\$78.21	\$0.00	0.0%
	Utility Billing	1 1/2-inch	\$130.36	\$130.36	\$0.00	0.0%
	Utility Billing	2-inch	\$260.71	\$260.71	\$0.00	0.0%
	Utility Billing	3-inch	\$417.12	\$417.12	\$0.00	0.0%
	Utility Billing	4-inch	\$834.24	\$834.24	\$0.00	0.0%
	Utility Billing	6-inch	\$1,303.51	\$1,303.51	\$0.00	0.0%
	Utility Billing	8-inch	\$2,607.02	\$2,607.02	\$0.00	0.0%
	Utility Billing	Commercial				
	Utility Billing	5/8 and 3/4 inch	\$52.13	\$52.13	\$0.00	0.0%
	Utility Billing	1-inch	\$78.20	\$78.20	\$0.00	0.0%
	Utility Billing	1 1/2-inch	\$130.36	\$130.36	\$0.00	0.0%
	Utility Billing	2-inch	\$260.71	\$260.71	\$0.00	0.0%
	Utility Billing	3-inch	\$417.12	\$417.12	\$0.00	0.0%
	Utility Billing	4-inch	\$834.24	\$834.24	\$0.00	0.0%
	Utility Billing	6-inch	\$1,303.51	\$1,303.51	\$0.00	0.0%
	Utility Billing	8-inch	\$2,607.02	\$2,607.02	\$0.00	0.0%
	Utility Billing	Irrigation				
	Utility Billing	5/8 and 3/4 inch	\$52.13	\$52.13	\$0.00	0.0%
	Utility Billing	1-inch	\$78.21	\$78.21	\$0.00	0.0%
	Utility Billing	1 1/2-inch	\$130.36	\$130.36	\$0.00	0.0%
	Utility Billing	2-inch	\$260.71	\$260.71	\$0.00	0.0%
	Utility Billing	3-inch	\$417.12	\$417.12	\$0.00	0.0%
	Utility Billing	4-inch	\$834.24	\$834.24	\$0.00	0.0%
	Utility Billing	6-inch	\$1,303.51	\$1,303.51	\$0.00	0.0%
	Utility Billing	8-inch	\$2,607.02	\$2,607.02	\$0.00	0.0%
	Utility Billing	Water volume rate monthly use (per 1,000 gallons)				
	Utility Billing	Inside city limits				
	Utility Billing	Single-family residential				

Code Section	Dept.	Description	FY 2023 Approved	FY 2024 Approved	\$ Change	% Change
	Utility Billing	1 to 4,000	\$5.13	\$5.13	\$0.00	0.0%
	Utility Billing	4,001 to 8,000	\$6.41	\$6.41	\$0.00	0.0%
	Utility Billing	8,001 to 12,000	\$7.71	\$7.71	\$0.00	0.0%
	Utility Billing	12,001 to 16,000	\$8.97	\$8.97	\$0.00	0.0%
	Utility Billing	16,001 to 20,000	\$10.26	\$10.26	\$0.00	0.0%
	Utility Billing	20,001 to 30,000	\$11.54	\$11.54	\$0.00	0.0%
	Utility Billing	30,001 to 50,000	\$12.84	\$12.84	\$0.00	0.0%
	Utility Billing	50,001 or more	\$15.39	\$15.39	\$0.00	0.0%
	Utility Billing	Multifamily residential				
	Utility Billing	1 to 99,999,999	\$9.25	\$9.25	\$0.00	0.0%
	Utility Billing	Commercial				
	Utility Billing	1 to 99,999,999	\$9.25	\$9.25	\$0.00	0.0%
	Utility Billing	Irrigation				
	Utility Billing	1 to 99,999,999	\$10.81	\$10.81	\$0.00	0.0%
	Utility Billing	Construction				
	Utility Billing	1 to 99,999,999	\$9.25	\$9.25	\$0.00	0.0%
	Utility Billing	Water volume rate monthly use (per 1,000 gallons) Outside city limits				
	Utility Billing	Single-family residential				
	Utility Billing	1 to 4,000	\$6.92	\$6.92	\$0.00	0.0%
	Utility Billing	4,001 to 8,000	\$8.64	\$8.64	\$0.00	0.0%
	Utility Billing	8,001 to 12,000	\$10.36	\$10.36	\$0.00	0.0%
	Utility Billing	12,001 to 16,000	\$12.09	\$12.09	\$0.00	0.0%
	Utility Billing	16,001 to 20,000	\$13.80	\$13.80	\$0.00	0.0%
	Utility Billing	20,001 to 30,000	\$15.55	\$15.55	\$0.00	0.0%
	Utility Billing	30,001 to 50,000	\$17.27	\$17.27	\$0.00	0.0%
	Utility Billing	50,001 or more	\$20.72	\$20.72	\$0.00	0.0%
	Utility Billing	Multifamily residential				
	Utility Billing	1 to 99,999,999	\$12.47	\$12.47	\$0.00	0.0%
	Utility Billing	Commercial				
	Utility Billing	1 to 99,999,999	\$12.47	\$12.47	\$0.00	0.0%
	Utility Billing	Irrigation				
	Utility Billing	1 to 99,999,999	\$14.54	\$14.54	\$0.00	0.0%
	Utility Billing	Construction				
	Utility Billing	1 to 99,999,999	\$10.38	\$10.38	\$0.00	0.0%
	Utility Billing	Emergency interconnect wholesale water rate (per 1,000 gallons)	\$9.25	\$9.25	\$0.00	0.0%
50-24	Utility Billing	Wastewater Minimum Charge (monthly)				
	Utility Billing	Inside city limits				

Code Section	Dept.	Description	FY 2023 Approved	FY 2024 Approved	\$ Change	% Change
	Utility Billing	Residential	\$21.77	\$21.77	\$0.00	0.0%
	Utility Billing	Nonresidential	\$21.77	\$21.77	\$0.00	0.0%
	Utility Billing	Commercial Sewer Only	\$21.77	\$21.77	\$0.00	0.0%
	Utility Billing	Flat rate customers	\$52.71	\$52.71	\$0.00	0.0%
	Utility Billing	Outside city limits				
	Utility Billing	Residential	\$29.38	\$29.38	\$0.00	0.0%
	Utility Billing	Nonresidential	\$29.38	\$29.38	\$0.00	0.0%
	Utility Billing	Commercial Sewer Only	\$29.38	\$29.38	\$0.00	0.0%
	Utility Billing	Flat rate customers	\$71.16	\$71.16	\$0.00	0.0%
	Utility Billing	Sewer volume rate monthly use (per 1,000 gallons)				
	Utility Billing	Inside city limits				
	Utility Billing	Residential (based on winter water use average)	\$4.21	\$4.21	\$0.00	0.0%
	Utility Billing	Nonresidential (based on monthly water meter reading)	\$4.76	\$4.76	\$0.00	0.0%
	Utility Billing	Commercial Sewer Only	\$4.76	\$4.76	\$0.00	0.0%
	Utility Billing	Flat rate customers	N/A	N/A	N/A	N/A
	Utility Billing	Outside city limits				
	Utility Billing	Residential (based on winter water use average)	\$5.69	\$5.69	\$0.00	0.0%
	Utility Billing	Nonresidential (based on monthly water meter reading)	\$6.43	\$6.43	\$0.00	0.0%
	Utility Billing	Commercial Sewer Only	\$6.43	\$6.43	\$0.00	0.0%
	Utility Billing	Flat rate customers	N/A	N/A	N/A	N/A
50-25	Utility Billing	Solid waste collection and disposal monthly rates (Per TDS contract with the City of Kyle)				
	Utility Billing	Full Retail Rate: October through March (includes 10% franchise fee, and 8.25% sales tax)	\$27.91	\$28.60	\$0.69	2.5%
	Utility Billing	Full Retail Rate: April through September (includes 10% franchise fee, and 8.25% sales tax)	\$28.60	\$29.32	\$0.72	2.5%
	Utility Billing	Refuse Extra Cart: October through March (includes franchise fee and sales tax)	\$6.25	\$6.41	\$0.16	2.5%
	Utility Billing	Refuse Extra Cart: April through September (includes franchise fee and sales tax)	\$6.41	\$6.57	\$0.16	2.5%
	Utility Billing	Senior Rate (10% discount) October - March (includes franchise fee, and sales tax)	\$25.14	\$25.77	\$0.63	2.5%
	Utility Billing	Senior Rate (10% discount) April - September (includes franchise fee, and sales tax)	\$25.77	\$26.41	\$0.64	2.5%
	Utility Billing	Senior Refuse Extra Cart: October - March (includes franchise fee, and sales tax)	\$5.63	\$5.76	\$0.13	2.5%
	Utility Billing	Senior Refuse Extra Cart: April - September (includes franchise fee, and sales tax)	\$5.76	\$5.90	\$0.14	2.5%
	Utility Billing	Solid Waste Admin Fee (per month per account)	\$2.63	\$2.63	\$0.00	0.0%
	Utility Billing	Storm Drainage and Flood Risk Mitigation Utility Fee - Single Family Residential	\$5.00	\$5.00	\$0.00	0.0%

Code Section	Dept.	Description	FY 2023 Approved	FY 2024 Approved	\$ Change	% Change
50-511	Storm Drainage	<p>Storm Drainage and Flood Risk Mitigation Utility Fee - All Other non-exempt property/ Commercial monthly base rate will be \$0.0021 per square foot of impervious cover.</p> <p>The impervious cover for each property includes surfaces like rooftops, driveways, parking lots, walkways and patios.</p> <p>Adjustment Factor: The adjustment factor is unique to each property and is based on the percent of impervious cover. It is calculated with the following formula: Adjustment Factor = (1.5425 x Percent of Impervious Cover) + 0.5064</p>	<p>Monthly Fee = Monthly Base Rate x Impervious Cover (sq. ft.) x Adjustment Factor</p>	<p>Monthly Fee = Monthly Base Rate x Impervious Cover (sq. ft.) x Adjustment Factor</p>	\$0.00	0.0%